

# JOINT BUDGET COMMITTEE

FY 2022-23



BUDGET  
PACKAGE  
&  
LONG  
BILL  
NARRATIVE

# JOINT BUDGET COMMITTEE MEMBERS AND STAFF

## JOINT BUDGET COMMITTEE MEMBERS

Representative Julie McCluskie, Chair  
Representative Leslie Herod  
Representative Kim Ransom

Senator Chris Hansen, Vice-Chair  
Senator Rachel Zenzinger  
Senator Bob Rankin

## JOINT BUDGET COMMITTEE STAFF

OFFICE ADMINISTRATION  
Carolyn Kampman, Staff Director  
Jessi Neuberg, Administrator IV  
Diva Mardones, Administrative Assistant III

### CHIEF LEGISLATIVE BUDGET AND POLICY ANALYSTS

Amanda Bickel  
Craig Harper  
Alfredo Kemm  
Eric Kurtz

### PRINCIPAL LEGISLATIVE BUDGET AND POLICY ANALYSTS

Tom Dermody  
Robin Smart  
Scott Thompson

### SENIOR LEGISLATIVE BUDGET AND POLICY ANALYSTS

Justin Brakke  
Andrew Forbes  
Andrea Uhl

### LEGISLATIVE BUDGET AND POLICY ANALYSTS

Mitch Burmeister  
Jon Catlett  
Emily Hansen  
Abby Magnus

Legislative Services Building  
200 East 14th Avenue, 3rd Floor  
Denver, CO 80203  
JBC Main: 303-866-2061  
<http://leg.colorado.gov/content/budget>



THE LONG BILL NARRATIVE SUMMARIZES THE LONG BILL PACKAGE  
**AS INTRODUCED**  
 AND DOES NOT REFLECT FINAL ACTION

**TABLE OF CONTENTS**

**SECTION 1- BUDGET PACKAGE OVERVIEW**

Budget Package Overview ..... 1  
 Budget Balancing Summary Tables ..... 6  
 Budget Package: Appropriation Summary by Department and Bill..... 7

**SECTION 2 - LONG BILL NARRATIVE – H.B. 22-1329**

<b>DEPARTMENT SUMMARIES:</b>	<b>LONG BILL PAGE</b>	<b>NARRATIVE PAGE</b>
Long Bill Narrative – H.B. 22-1329 (Summary)..... n/a	n/a	12
Agriculture.....	10	13
Corrections.....	24	19
Early Childhood.....	53	27
Education.....	56	30
Governor.....	94	40
Health Care Policy and Financing.....	112	48
Higher Education.....	146	69
Human Services.....	182	86
Judicial.....	259	98
Labor and Employment.....	287	108
Law.....	305	115
Legislative.....	319	122
Local Affairs.....	321	125
Military and Veterans Affairs.....	344	130
Natural Resources.....	352	135
Personnel.....	378	143
Public Health and Environment.....	401	151
Public Safety.....	460	165
Regulatory Agencies.....	493	175
Revenue.....	510	182
State.....	532	188
Transportation.....	539	193
Treasury.....	545	201
Capital Construction.....	555	206
Information Technology Projects.....	601	212

SECTION 3 -SUMMARY OF COMPANION BILLS TO THE LONG BILL

List of Companion Bills .....216  
Long Bill Package Bills and Bills Included for Balancing .....220

SECTION 4 - APPENDICES

Appendix A - Summary of Long Bill Sections .....241  
Appendix B - General Policies .....242  
Appendix C - Highway Users Tax Fund Appropriation Comparison .....246  
Appendix D - General Fund Appropriations Exempt from Certain Restrictions .....247  
Appendix E - JBC Staff Assignments .....249  
Appendix E – Department of Human Services Reorganization.....251

# OVERVIEW OF THIS PUBLICATION

Joint Budget Committee (JBC) staff prepare this publication for the purpose of describing the JBC's budget proposal for the next state fiscal year that begins July 1, 2022. The JBC's budget proposal is the culmination of five months of analyses, consultation, and deliberation.

The budget proposal includes the following:

- The annual general appropriation bill, which is referred to as the "Long Bill" and includes most appropriations for the expenses of the executive, legislative, and judicial departments based on current law;
- Several JBC-sponsored bills that make statutory changes related to the budget proposal and are introduced as part of a package of bills with the Long Bill; and
- Assumptions concerning the budget impacts of other legislation that has been or will be considered by the General Assembly.

This publication is organized into four sections:

## **Section 1:**

- Describes the JBC budget deliberation process;
- Provides a high level overview of the JBC budget proposal that focuses on general tax revenues; and
- Includes several detailed tables that allow the reader to identify components of the budget that affect appropriations for specific departments.

**Section 2** focuses on the portion of the budget proposal that is reflected in the Long Bill, with a subsection for each department that describes the proposed incremental changes from the state fiscal year that begins July 1, 2021 (FY 2021-22) to the state fiscal year that begins July 1, 2022 (FY 2022-23).

**Section 3** focuses on the components of the budget proposal that are not in the Long Bill, including:

- A summary of each of the 14 budget package bills;
- A summary of assumptions that are included in the budget proposal related to other bills that have been or will be considered by the General Assembly.

**Section 4** includes appendices that provide reference material related to the following topics:

- The organization of the Long Bill by section;
- Descriptions of general policies that have been applied to calculate certain types of appropriations;
- A summary of appropriations from the Highway Users Tax Fund to the Colorado State Patrol;
- A summary of appropriations from the General Fund that are categorized as exempt from certain statutory or constitutional provisions;
- A summary of an organizational change in the Department of Human Services' section of the Long Bill; and
- A JBC staff assignment list.

# **Section 1**

## **Budget Package Overview**

# BUDGET PACKAGE OVERVIEW

## JOINT BUDGET COMMITTEE DELIBERATION PROCESS

### SUBMISSION OF ANNUAL BUDGET REQUESTS

On November 1, 2021 the Governor submitted his FY 2022-23 budget request. The Governor's annual request is a comprehensive plan that includes:

- Amounts requested by Executive Branch agencies for ongoing operations, to be appropriated through the annual general appropriation act (the "Long Bill");
- Amounts the Governor is requesting to fund state facilities and infrastructure; and
- Place holders for amounts that the Governor is proposing be appropriated or transferred through separate legislation.

The Governor's budget request was based on the September 2021 revenue forecast prepared by the Office of State Planning and Budgeting (OSPB).

Each of the Judicial Branch agencies, the Attorney General, the Secretary of State, and the State Treasurer submitted their own budget requests for the ongoing operations of their respective agencies.

### JBC STAFF BRIEFINGS AND AGENCY BUDGET HEARINGS

The Joint Budget Committee (JBC) began meeting on November 10, 2021, to review the FY 2022-23 budget requests. For two months the Committee heard presentations from JBC Staff detailing the budget requests, and held a hearing with each Executive and Judicial agency to discuss their budget and policy priorities.

### MEETINGS WITH COMMITTEES OF REFERENCE

During the first month of the 2022 legislative session, the JBC met with each committee of reference as required by Joint Rule 25(d) to discuss budget requests submitted by those agencies for which each committee has oversight. The JBC asked for input concerning specific budget requests and for committee member suggestions for reducing or increasing appropriations in order to support their priorities.

### SUPPLEMENTAL APPROPRIATION BILLS

On January 3 and 18, 2022, the Governor, Judicial Branch agencies, and independent elected officials submitted additional requests for mid-year changes to FY 2021-22 appropriations. The JBC considered these supplemental requests in January and introduced 26 bills to make approved appropriation adjustments and related statutory changes. These bills were signed by the Governor in early March.

### PUBLIC TESTIMONY AND CRAFTING THE FY 2022-23 BUDGET PROPOSAL

On February 8, 2022, the JBC met to hear public testimony concerning the FY 2022-23 State budget. From January 28 through March 17, the Committee reviewed every agency's budget request and voted on appropriations to include in the FY 2022-23 Long Bill. The Committee also established common policies related to state employee salaries and benefits and rates paid to community-based service providers. The JBC requested bill drafts from the Office of Legislative Legal Services for budget actions that require a statutory change. Only those bill drafts that were unanimously approved by the JBC are included the Budget Package as JBC-sponsored bills.

On March 17, 2022, the Legislative Council Staff (LCS) and OSPB presented their quarterly economic and revenue forecasts. The JBC continued to meet through March 23 to consider additional actions to finalize their balanced budget proposal for the General Assembly. This publication summarizes that proposal.



## OVERVIEW OF JBC BUDGET PACKAGE

### REVENUE FORECASTS

The **JBC selected the LCS March 2022 revenue forecast as the basis for its FY 2022-23 Budget Package**. Compared to the OSPB March 2022 forecast, the LCS forecast anticipates \$585.8 million less General Fund revenue to be collected in FY 2022-23. However, the LCS forecast also anticipates a Taxpayer’s Bill of Rights (TABOR) refund obligation in FY 2022-21 that is \$465.5 million lower than the OSPB forecast. When both of these differences are taken into account, the LCS forecast of available General Fund revenues is only \$120.3 million lower than the OSPB forecast.

### APPROPRIATION ADJUSTMENTS FOR FY 2021-22

General Fund appropriations for FY 2021-22 currently total \$12.4 billion. Sections 4 through 17 of the 2022 Long Bill (H.B. 22-1329) amend several existing appropriations, **decreasing FY 2021-22 General Fund appropriations by a total of \$190.4 million**. This is primarily due to a \$190.2 million decrease in appropriations to the Department of Health Care Policy and Financing (HCPF) based on more recent projections of Medicaid enrollment and expenditures and the extension of an enhanced federal match rate. *Section 2 of this document details all mid-year appropriation adjustments.*

### APPROPRIATIONS FOR FY 2022-23

Table 1 compares operating appropriations for FY 2021-22 and FY 2022-23. Figures for FY 2021-22 include existing appropriations, plus mid-year adjustments recommended by the JBC. Figures for FY 2022-23 include recommended Long Bill appropriations, plus the place holder for General Fund appropriations that are included in the annual legislative appropriation bill (HB 22-1286). This provides comparable operating appropriations for all departments, including the Legislature. Shading in the table highlights the most significant annual changes.

**The Long Bill and the legislative appropriation bill provide increases in General Fund appropriations for most departments, with an overall increase of \$1,485.0 million (12.1 percent).** *Section 2 of this document details the Long Bill appropriation adjustments for each department.*

DEPARTMENT	FY 2021-22 EXISTING APPROPRIATIONS WITH RECOMMENDED ADJUSTMENTS <sup>1</sup>	FY 2022-23 LONG BILL RECOMMENDATION AND LEGISLATIVE APPROPRIATION BILL	DOLLAR CHANGE	PERCENTAGE CHANGE
Agriculture	\$13,402,194	\$14,174,738	\$772,544	5.8%
Corrections	876,009,960	900,633,923	24,623,963	2.8%
Early Childhood	326,413	6,335,548	6,009,135	1841.0%
Education	4,294,161,543	4,489,701,918	195,540,375	4.6%
Governor	64,305,812	60,050,314	(4,255,498)	(6.6%)
Health Care Policy and Financing <sup>1</sup>	3,058,051,411	4,078,674,957	1,020,623,546	33.4%
Higher Education	1,220,319,540	1,352,340,907	132,021,367	10.8%
Human Services	1,110,202,446	1,139,826,416	29,623,970	2.7%
Judicial	620,460,250	665,864,299	45,404,049	7.3%
Labor and Employment	20,396,768	23,816,641	3,419,873	16.8%
Law	16,306,035	19,761,958	3,455,923	21.2%
Legislature <sup>2</sup>	59,667,762	66,161,475	6,493,713	10.9%
Local Affairs	57,130,354	47,566,505	(9,563,849)	(16.7%)
Military and Veterans Affairs	11,766,152	12,665,672	899,520	7.6%
Natural Resources	37,335,479	37,428,154	92,675	0.2%
Personnel	20,640,304	22,926,329	2,286,025	11.1%

**TABLE 1**  
**GENERAL FUND OPERATING APPROPRIATIONS**

DEPARTMENT	FY 2021-22 EXISTING APPROPRIATIONS WITH RECOMMENDED ADJUSTMENTS <sup>1</sup>	FY 2022-23 LONG BILL RECOMMENDATION AND LEGISLATIVE APPROPRIATION BILL	DOLLAR CHANGE	PERCENTAGE CHANGE
Public Health and Environment	92,148,934	156,852,349	64,703,415	70.2%
Public Safety	170,044,788	196,228,138	26,183,350	15.4%
Regulatory Agencies	2,867,019	2,905,370	38,351	1.3%
Revenue	141,512,775	138,605,322	(2,907,453)	(2.1%)
State	271,360	423,011	151,651	55.9%
Transportation	0	0	0	n/a
Treasury	348,677,965	288,067,810	(60,610,155)	(17.4%)
<b>TOTAL</b>	<b>\$12,236,005,264</b>	<b>\$13,721,011,754</b>	<b>\$1,485,006,490</b>	<b>12.1%</b>

<sup>1</sup> Recommended FY 2021-22 adjustments include the \$17,000,500 General Fund appropriation in H.B. 22-1247 (Supplemental payments to skilled nursing facilities).

<sup>2</sup> Figure for FY 2022-23 includes \$59,844,475 appropriation in H.B. 22-1286 (Legislative appropriation bill).

**The Budget Package includes three bills that would increase the above FY 2022-23 General Fund appropriations by \$1.2 million.** This primarily includes a \$2.4 million appropriation in H.B. 22-1333 (Increase minimum wage for nursing home workers), partially offset by a reduction of \$1.0 million through H.B. 22-1330 (Suspend 5-year corrections appropriations).

**The Budget Package also includes \$122.2 million in place holders for other 2022 legislation that increases General Fund operating appropriations.** These place holders are listed in Table 2. *Section 3 of this document includes descriptions of Budget Package bills and place holders for other legislation.*

**TABLE 2**  
**GENERAL FUND PLACE HOLDERS FOR OTHER LEGISLATION**

DESCRIPTION	FY 2022-23 APPROPRIATION
HB 22-1286 FY 2022-23 Legislative Appropriation Bill	\$59,844,475
Other Legislation - Ongoing Impacts	40,000,000
Office of Public Private Partnership	15,000,000
Behavioral Health Administration	3,894,052
Colorado Equity Office	1,793,072
Office of Judicial Discipline	800,000
County Administration Workload Study	476,067
Higher Education outreach and Attainment Services	250,000
Single Stop	171,000
<b>TOTAL</b>	<b>\$122,228,666</b>

## TRANSFERS AND OTHER CHANGES TO GENERAL FUND OBLIGATIONS

**House Bill 22-1340 (Capital-related transfers of money) transfers a total of \$477.8 million from the General Fund for capital construction and information technology projects that are included in the 2022 Long Bill.**

*A summary of this bill is included in Section 3 of this document.*

**The Budget Package includes General Fund place holders totaling \$1,370.5 million (over two fiscal years) for other bills that transfer money out of the General Fund, reduce General Fund revenues, or reduce the TABOR refund obligation.** These place holders are listed in Table 3. *Section 3 of this document includes descriptions of these place holders.*

DESCRIPTION	FY 2021-22	FY 2022-23
Other Legislation - One Time Impacts	\$0	\$900,000,000
Transfer to State Education Fund	0	300,000,000
Payments to PERA	0	198,470,833
Behavioral Health Administration	0	171,733
Changes to H.B. 20-1400	(13,900,000)	(12,900,000)
Designation of Major Medical Insurance Fund for State Emergency Reserve (in HB 22-1329)	0	(1,364,724)
<b>TOTAL</b>	<b>(\$13,900,000)</b>	<b>\$1,384,377,842</b>

**The Budget Package includes two elements that are anticipated to reduce the State’s TABOR refund obligation in FY 2021-22 and FY 2022-23, increasing the amount of General Fund available for other purposes by a total of \$28.2 million.**

- The JBC is considering introducing legislation that would make technical modifications to the allocation of gaming revenues to be more consistent with voter intent. This change is also anticipated to reduce the TABOR refund obligation by \$26.8 million in FY 2021-22 and FY 2022-23.
- The JBC has reduced the portion of the Department of Labor and Employment’s Major Medical Insurance Fund balance that is designated as part of the State Emergency Reserve. This will allow the Department to eliminate an existing workers’ compensation surcharge, reducing revenues (and the associated TABOR refund obligation) by \$1.4 million.

*These two changes are described in more detail in Section 3 of this document.*

## GENERAL FUND OVERVIEW

Table 4 provides an overview of the General Fund impact of the Budget Package, including:

- Available General Fund revenue [see rows 1 through 4];
- General Fund obligations [rows 5 through 22]; and
- The fiscal year-end General Fund reserve [rows 23 through 26].

The discretionary elements of the Budget Plan are shaded in Table 4, and are thus referenced in the above discussion. Specifically:

- The figures in Table 1 for FY 2021-22 are reflected in rows 5, 7, and 8.
- The figures in Table 1 for FY 2022-23 are reflected in row 5, plus the \$59,844,475 that is included in row 9 (the legislative appropriation bill place holder).
- The impact of the JBC-sponsored bills that increase FY 2022-23 appropriations, and the sum of figures in Table 2 are reflected in rows 8 and 9.
- The capital-related transfers in H.B. 22-1340 are included in row 18.
- The figures in Table 3 are reflected in rows 15 and 20.

As indicated in row 26 of Table 4, **the \$19.8 billion General Fund projected to be available in FY 2022-23 would be sufficient to cover Budget Package obligations of \$17.8 billion and the required 15.0 percent statutory reserve.**

Table 4: General Fund Overview  
Based on the Legislative Council Staff March 2022 Forecast  
(\$ millions)

		FY 2021-22	FY 2022-23
<b>General Fund Available</b>			
1	Beginning Reserve	\$3,168.0	\$3,731.4
2	Gross General Fund Revenue	15,965.3	16,054.0
3	Transfers In (existing law reflected in forecast)	32.1	30.5
4	<b>Total General Fund Available</b>	<b>\$19,165.5</b>	<b>\$19,815.9</b>
<b>General Fund Obligations</b>			
<i>Appropriations</i>			
5	Includes HB 22-1170 through HB 22-1185, HB 22-1190, HB 22-1196, HB 22-1197, and HB 22-1329 (Long Bill) appropriations for FY 2022-23	\$12,409.4	\$13,661.2
6	Prior year bills making statutory appropriations for Corrections; HB 22-1190	n/a	1.1
7	Mid-year adjustments included in 2022 HB 22-1329 (Long Bill)	(190.4)	n/a
8	Place holders for JBC-sponsored bills (HB 22-1247; HB 22-1337, HB 22-1330, and HB 22-1333)	17.0	1.2
9	Place holders for other 2022 legislation	n/a	122.2
10	Subtotal: Appropriations	12,236.0	13,785.7
11	LESS: Appropriations for rebates and expenditures	(215.9)	(229.4)
12	<b>Subtotal: Appropriations subject to statutory reserve requirement</b>	<b>\$12,020.1</b>	<b>\$13,556.2</b>
13	<i>Rebates and Expenditures</i> (reflected in forecast)	\$143.3	\$142.4
<i>TABOR Refund</i> [Article X, Section 20 (7)(d)]:			
14	Current year revenue above Referendum C Cap	2,003.2	1,563.7
15	Adjustments to TABOR refund	(13.9)	(14.3)
<i>Transfers Out and Other Diversions</i>			
16	Transportation (existing law reflected in forecast)	294.0	115.0
17	Capital/IT projects (existing law reflected in forecast)	357.5	20.0
18	Capital related transfers in budget package (HB 22-1340)	n/a	477.8
19	Other Transfers and Diversions (existing law reflected in forecast)	629.8	521.5
20	Place holders for other 2022 legislation	n/a	1,398.6
21	<b>Subtotal: Other Obligations</b>	<b>\$3,414.0</b>	<b>\$4,224.7</b>
22	<b>Total General Fund Obligations</b>	<b>\$15,434.1</b>	<b>\$17,781.0</b>
<b>Reserve</b>			
23	<b>Fiscal Year-end General Fund Reserve</b>	<b>\$3,731.4</b>	<b>\$2,034.9</b>
Statutory Reserve Requirement:			
24	Statutorily Required Reserve Percent (as modified by SB 21-226)	13.40%	15.00%
25	Required Reserve Amount	\$1,610.7	\$2,033.4
26	Year-end Reserve Above/(Below) Requirement	\$2,120.7	\$1.5

# JOINT BUDGET COMMITTEE FY 2022-23 BUDGET PACKAGE BALANCING

## BUDGET PACKAGE: APPROPRIATION SUMMARY TABLE

	TOTAL FUNDS	GENERAL FUND	CASH FUNDS	REAPPROPRIATED FUNDS	FEDERAL FUNDS	FTE
<b>FY 2021-22 Appropriation</b>	<b>\$36,606,233,685</b>	<b>\$12,409,432,942</b>	<b>\$10,478,699,965</b>	<b>\$2,218,047,726</b>	<b>\$11,500,053,052</b>	<b>62,108.0</b>
H.B. 22-1329 - Long Bill supplemental	158,383,211	(190,428,178)	45,441,244	165,613	303,204,532	0.0
Other Legislation for Balancing	27,001,000	17,000,500	0	0	10,000,500	0.0
<b>FY 2021-22 Adjusted Appropriation</b>	<b>\$36,791,617,896</b>	<b>\$12,236,005,264</b>	<b>\$10,524,141,209</b>	<b>\$2,218,213,339</b>	<b>\$11,813,258,084</b>	<b>62,108.0</b>
<b>H.B. 22-1329 - Long Bill Total</b>	<b>\$37,738,551,101</b>	<b>\$13,661,167,279</b>	<b>\$9,951,563,136</b>	<b>\$2,369,375,428</b>	<b>\$11,756,445,258</b>	<b>62,868.3</b>
Other Legislation for Balancing	405,342,691	124,489,999	267,469,895	10,372,356	3,010,441	480.8
<b>FY 2022-23 Adjusted Appropriation</b>	<b>\$38,143,893,792</b>	<b>\$13,785,657,278</b>	<b>\$10,219,033,031</b>	<b>\$2,379,747,784</b>	<b>\$11,759,455,699</b>	<b>63,349.1</b>
<i>\$ Change from prior year</i>	<i>\$1,352,275,896</i>	<i>\$1,549,652,014</i>	<i>(\$305,108,178)</i>	<i>\$161,534,445</i>	<i>(\$53,802,385)</i>	<i>1,241.1</i>
<i>% Change from prior year</i>	<i>3.7%</i>	<i>12.7%</i>	<i>(2.9%)</i>	<i>7.3%</i>	<i>(0.5%)</i>	<i>2.0%</i>

## OTHER LEGISLATION FOR BALANCING: APPROPRIATIONS FOR SELECT NON-BUDGET PACKAGE LEGISLATION<sup>1</sup>

DEPARTMENT	TOTAL FUNDS	GENERAL FUND	CASH FUNDS	REAPPROPRIATED FUNDS	FEDERAL FUNDS	FTE
Education	\$529,181,532	\$262,023,766	\$0	\$267,157,766	\$0	0.0
Health Care Policy and Financing	1,439,677	843,457	50,396	0	545,824	0.0
Higher Education	421,000	421,000	0	0	0	2.0
Human Services	12,566,395	3,894,052	171,733	8,181,248	0	33.3
Judicial	800,000	800,000	0	0	0	0.0
Legislative	61,469,806	59,844,475	90,000	1,535,331	0	421.0
Personnel	17,523,839	16,793,072	0	655,777	74,990	23.5
<b>TOTAL</b>	<b>\$662,763,522</b>	<b>\$384,300,457</b>	<b>\$312,129</b>	<b>\$277,530,122</b>	<b>\$620,814</b>	<b>479.8</b>

<sup>1</sup> Departments not included in this table do not have companion bills or placeholders as identified by the JBC for budget balancing purposes.

## OTHER LEGISLATION FOR BALANCING: APPROPRIATIONS FOR BUDGET PACKAGE LEGISLATION<sup>1</sup>

DEPARTMENT	TOTAL FUNDS	GENERAL FUND	CASH FUNDS	REAPPROPRIATED FUNDS	FEDERAL FUNDS	FTE
Corrections	(\$1,002,690)	(\$1,002,690)	\$0	\$0	\$0	0.0
Education	5,134,000	0	5,134,000	0	0	0.0
Health Care Policy and Finance	4,779,254	2,389,627	0	0	2,389,627	0.0
Personnel	(176,319)	(176,319)	0	0	0	1.0
<b>TOTAL</b>	<b>\$8,734,245</b>	<b>\$1,210,618</b>	<b>\$5,134,000</b>	<b>\$0</b>	<b>\$2,389,627</b>	<b>1.0</b>

<sup>1</sup> Departments not included in this table do not have companion bills or placeholders as identified by the JBC for budget balancing purposes.

## BUDGET PACKAGE BALANCING: APPROPRIATION SUMMARY BY DEPARTMENT AND BILL

DEPARTMENT/ITEM	TOTAL FUNDS	GENERAL FUND	CASH FUNDS	REAPPROPRIATED FUNDS	FEDERAL FUNDS	FTE
<b>AGRICULTURE</b>						
<b>FY 2021-22 Appropriation</b>	<b>\$59,788,045</b>	<b>\$13,402,194</b>	<b>\$39,854,113</b>	<b>\$2,580,863</b>	<b>\$3,950,875</b>	<b>303.0</b>
H.B. 22-1329- Long Bill Total	\$62,932,573	\$14,174,738	\$42,187,409	\$2,623,496	\$3,946,930	306.7
<b>Proposed FY 2022-23 Appropriation</b>	<b>\$62,932,573</b>	<b>\$14,174,738</b>	<b>\$42,187,409</b>	<b>\$2,623,496</b>	<b>\$3,946,930</b>	<b>306.7</b>
<i>\$ Change from prior year</i>	<i>\$3,144,528</i>	<i>\$772,544</i>	<i>\$2,333,296</i>	<i>\$42,633</i>	<i>(\$3,945)</i>	<i>3.7</i>
<i>% Change from prior year</i>	<i>5.3%</i>	<i>5.8%</i>	<i>5.9%</i>	<i>1.7%</i>	<i>(0.1%)</i>	<i>1.2%</i>

**BUDGET PACKAGE BALANCING: APPROPRIATION  
SUMMARY BY DEPARTMENT AND BILL**

DEPARTMENT/ITEM	TOTAL FUNDS	GENERAL FUND	CASH FUNDS	REAPPROPRIATED FUNDS	FEDERAL FUNDS	FTE
<b>CORRECTIONS</b>						
<b>FY 2021-22 Appropriation</b>	<b>\$967,271,654</b>	<b>\$876,009,960</b>	<b>\$43,889,623</b>	<b>\$44,439,646</b>	<b>\$2,932,425</b>	<b>6,313.9</b>
H.B. 22-1329- Long Bill Total	\$993,358,324	\$900,633,923	\$45,318,981	\$44,473,298	\$2,932,122	6,311.3
H.B. 22-1330 Suspend 5-year Corrections Appropriations	(1,002,690)	(1,002,690)	0	0	0	0.0
5-year Sentencing Statutory Appropriations	1,002,690	1,002,690	0	0	0	0.0
<b>Proposed FY 2022-23 Appropriation</b>	<b>\$993,358,324</b>	<b>\$900,633,923</b>	<b>\$45,318,981</b>	<b>\$44,473,298</b>	<b>\$2,932,122</b>	<b>6,311.3</b>
<i>\$ Change from prior year</i>	<i>\$26,086,670</i>	<i>\$24,623,963</i>	<i>\$1,429,358</i>	<i>\$33,652</i>	<i>(\$303)</i>	<i>(2.6)</i>
<i>% Change from prior year</i>	<i>2.7%</i>	<i>2.8%</i>	<i>3.3%</i>	<i>0.1%</i>	<i>(0.0%)</i>	<i>(0.0%)</i>
<b>EARLY CHILDHOOD</b>						
<b>FY 2021-22 Appropriation</b>	<b>\$326,415</b>	<b>\$326,413</b>	<b>\$0</b>	<b>\$0</b>	<b>\$0</b>	<b>1.8</b>
H.B. 22-1329- Long Bill Total	\$8,192,473	\$6,335,548	\$685,539	\$0	\$1,171,386	30.6
<b>Proposed FY 2022-23 Appropriation</b>	<b>\$8,192,473</b>	<b>\$6,335,548</b>	<b>\$685,539</b>	<b>\$0</b>	<b>\$1,171,386</b>	<b>30.6</b>
<i>\$ Change from prior year</i>	<i>\$7,866,058</i>	<i>\$6,009,135</i>	<i>\$685,539</i>	<i>\$0</i>	<i>\$1,171,386</i>	<i>28.8</i>
<i>% Change from prior year</i>	<i>2,409.8%</i>	<i>1,841.0%</i>	<i>n/a</i>	<i>n/a</i>	<i>n/a</i>	<i>1,600.0%</i>
<b>EDUCATION</b>						
<b>FY 2021-22 Appropriation</b>	<b>\$6,432,027,105</b>	<b>\$4,294,161,543</b>	<b>\$1,469,771,240</b>	<b>\$47,339,278</b>	<b>\$620,755,044</b>	<b>614.4</b>
H.B. 22-1329- Long Bill supplemental	0	0	0	0	0	0.0
<b>FY 2021-22 Adjusted Appropriation</b>	<b>\$6,432,027,105</b>	<b>\$4,294,161,543</b>	<b>\$1,469,771,240</b>	<b>\$47,339,278</b>	<b>\$620,755,044</b>	<b>614.4</b>
H.B. 22-1329- Long Bill Total	\$6,918,890,299	\$4,489,701,918	\$1,308,755,646	\$71,939,548	\$1,048,493,187	630.6
H.B. 22-1331 Supplemental Funding for Facility Schools	5,134,000	0	5,134,000	0	0	0.0
Reduction to Budget Stabilization Factor Placeholder	182,023,766	0	182,023,766	0	0	0.0
S.B. 22-127 Special Education Funding Placeholder	80,000,000	0	80,000,000	0	0	0.0
<b>Proposed FY 2022-23 Appropriation</b>	<b>\$7,186,048,065</b>	<b>\$4,489,701,918</b>	<b>\$1,575,913,412</b>	<b>\$71,939,548</b>	<b>\$1,048,493,187</b>	<b>630.6</b>
<i>\$ Change from prior year</i>	<i>\$754,020,960</i>	<i>\$195,540,375</i>	<i>\$106,142,172</i>	<i>\$24,600,270</i>	<i>\$427,738,143</i>	<i>16.2</i>
<i>% Change from prior year</i>	<i>11.7%</i>	<i>4.6%</i>	<i>7.2%</i>	<i>52.0%</i>	<i>68.9%</i>	<i>2.6%</i>
<b>GOVERNOR - LIEUTENANT GOVERNOR - STATE PLANNING AND BUDGETING</b>						
<b>FY 2021-22 Appropriation</b>	<b>\$445,953,677</b>	<b>\$64,305,812</b>	<b>\$84,850,988</b>	<b>\$290,029,415</b>	<b>\$6,767,462</b>	<b>1,189.8</b>
H.B. 22-1329- Long Bill Total	\$451,617,772	\$60,050,314	\$72,381,734	\$312,337,089	\$6,848,635	1,265.6
<b>Proposed FY 2022-23 Appropriation</b>	<b>\$451,617,772</b>	<b>\$60,050,314</b>	<b>\$72,381,734</b>	<b>\$312,337,089</b>	<b>\$6,848,635</b>	<b>1,265.6</b>
<i>\$ Change from prior year</i>	<i>\$5,664,095</i>	<i>(\$4,255,498)</i>	<i>(\$12,469,254)</i>	<i>\$22,307,674</i>	<i>\$81,173</i>	<i>75.8</i>
<i>% Change from prior year</i>	<i>1.3%</i>	<i>(6.6%)</i>	<i>(14.7%)</i>	<i>7.7%</i>	<i>1.2%</i>	<i>6.4%</i>
<b>HEALTH CARE POLICY AND FINANCING</b>						
<b>FY 2021-22 Appropriation</b>	<b>\$13,321,616,798</b>	<b>\$3,231,236,325</b>	<b>\$1,678,788,103</b>	<b>\$86,924,875</b>	<b>\$8,324,667,495</b>	<b>654.9</b>
H.B. 22-1329- Long Bill supplemental	112,789,970	(190,185,414)	(351,561)	122,413	303,204,532	0.0
H.B. 22-1247 Additional Requirements Nursing Facility Funding	27,001,000	17,000,500	0	0	10,000,500	0.0
<b>FY 2021-22 Adjusted Appropriation</b>	<b>\$13,461,407,768</b>	<b>\$3,058,051,411</b>	<b>\$1,678,436,542</b>	<b>\$87,047,288</b>	<b>\$8,637,872,527</b>	<b>654.9</b>
H.B. 22-1329- Long Bill Total	\$14,187,407,334	\$4,078,674,957	\$1,805,089,552	\$100,936,332	\$8,202,706,493	711.7
H.B. 22-1190 Urban Indian Health Organization state-only payments	48,025	48,025	0	0	0	0.0
Behavioral Health Administration Placeholder	638,727	319,365	0	0	319,362	0.0
H.B. 22-1333 Increase Minimum Wage For Nursing Home Workers	4,779,254	2,389,627	0	0	2,389,627	0.0

**BUDGET PACKAGE BALANCING: APPROPRIATION  
SUMMARY BY DEPARTMENT AND BILL**

DEPARTMENT/ITEM	TOTAL FUNDS	GENERAL FUND	CASH FUNDS	REAPPROPRIATED FUNDS	FEDERAL FUNDS	FTE
County Administration Workload						
Study Placeholder	752,925	476,067	50,396	0	226,462	0.0
<b>Proposed FY 2022-23 Appropriation</b>	<b>\$14,193,626,265</b>	<b>\$4,081,908,041</b>	<b>\$1,805,139,948</b>	<b>\$100,936,332</b>	<b>\$8,205,641,944</b>	<b>711.7</b>
<i>\$ Change from prior year</i>	<i>\$732,218,497</i>	<i>\$1,023,856,630</i>	<i>\$126,703,406</i>	<i>\$13,889,044</i>	<i>(\$432,230,583)</i>	<i>56.8</i>
<i>% Change from prior year</i>	<i>5.4%</i>	<i>33.5%</i>	<i>7.5%</i>	<i>16.0%</i>	<i>(5.0%)</i>	<i>8.7%</i>
<b>HIGHER EDUCATION</b>						
<b>FY 2021-22 Appropriation</b>	<b>\$5,130,819,342</b>	<b>\$1,216,180,141</b>	<b>\$2,909,179,062</b>	<b>\$980,048,751</b>	<b>\$25,411,388</b>	<b>26,566.2</b>
H.B. 22-1329- Long Bill supplemental	50,129,788	4,139,399	45,990,389	0	0	0.0
<b>FY 2021-22 Adjusted Appropriation</b>	<b>\$5,180,949,130</b>	<b>\$1,220,319,540</b>	<b>\$2,955,169,451</b>	<b>\$980,048,751</b>	<b>\$25,411,388</b>	<b>26,566.2</b>
H.B. 22-1329- Long Bill Total	\$5,403,774,058	\$1,352,340,907	\$2,938,660,565	\$1,086,917,458	\$25,855,128	26,474.1
Higher education outreach and attainment services Placeholder	250,000	250,000	0	0	0	2.0
Single Stop Placeholder	171,000	171,000	0	0	0	0
<b>Proposed FY 2022-23 Appropriation</b>	<b>\$5,404,195,058</b>	<b>\$1,352,761,907</b>	<b>\$2,938,660,565</b>	<b>\$1,086,917,458</b>	<b>\$25,855,128</b>	<b>26,476.1</b>
<i>\$ Change from prior year</i>	<i>\$223,245,928</i>	<i>\$132,442,367</i>	<i>(\$16,508,886)</i>	<i>\$106,868,707</i>	<i>\$443,740</i>	<i>(90.1)</i>
<i>% Change from prior year</i>	<i>4.3%</i>	<i>10.9%</i>	<i>(0.6%)</i>	<i>10.9%</i>	<i>1.7%</i>	<i>(0.3%)</i>
<b>HUMAN SERVICES</b>						
<b>FY 2021-22 Appropriation</b>	<b>\$2,953,531,695</b>	<b>\$1,110,202,446</b>	<b>\$549,781,848</b>	<b>\$228,925,941</b>	<b>\$1,064,621,460</b>	<b>5,195.6</b>
H.B. 22-1329- Long Bill Total	\$2,636,145,548	\$1,139,826,416	\$462,123,650	\$225,856,891	\$808,338,591	5,332.5
Behavioral Health Administration Placeholder	11,927,668	3,574,687	171,733	8,181,248	0	33.3
<b>Proposed FY 2022-23 Appropriation</b>	<b>\$2,648,073,216</b>	<b>\$1,143,401,103</b>	<b>\$462,295,383</b>	<b>\$234,038,139</b>	<b>\$808,338,591</b>	<b>5,365.8</b>
<i>\$ Change from prior year</i>	<i>(\$305,458,479)</i>	<i>\$33,198,657</i>	<i>(\$87,486,465)</i>	<i>\$5,112,198</i>	<i>(\$256,282,869)</i>	<i>170.2</i>
<i>% Change from prior year</i>	<i>(10.3%)</i>	<i>3.0%</i>	<i>(15.9%)</i>	<i>2.2%</i>	<i>(24.1%)</i>	<i>3.3%</i>
<b>JUDICIAL</b>						
<b>FY 2021-22 Appropriation</b>	<b>\$862,926,198</b>	<b>\$620,460,250</b>	<b>\$184,341,883</b>	<b>\$53,699,065</b>	<b>\$4,425,000</b>	<b>5,009.9</b>
H.B. 22-1329- Long Bill Total	\$907,405,850	\$665,864,299	\$178,901,295	\$58,215,256	\$4,425,000	5,162.4
Office of Judicial Discipline Placeholder	800,000	800,000	0	0	0	0
<b>Proposed FY 2022-23 Appropriation</b>	<b>\$908,205,850</b>	<b>\$666,664,299</b>	<b>\$178,901,295</b>	<b>\$58,215,256</b>	<b>\$4,425,000</b>	<b>5,162.4</b>
<i>\$ Change from prior year</i>	<i>\$45,279,652</i>	<i>\$46,204,049</i>	<i>(\$5,440,588)</i>	<i>\$4,516,191</i>	<i>\$0</i>	<i>152.5</i>
<i>% Change from prior year</i>	<i>5.2%</i>	<i>7.4%</i>	<i>(3.0%)</i>	<i>8.4%</i>	<i>0.0%</i>	<i>3.0%</i>
<b>LABOR AND EMPLOYMENT</b>						
<b>FY 2021-22 Appropriation</b>	<b>\$353,779,636</b>	<b>\$20,396,768</b>	<b>\$146,350,509</b>	<b>\$6,436,493</b>	<b>\$180,595,866</b>	<b>1,316.0</b>
H.B. 22-1329- Long Bill Total	\$311,499,059	\$23,816,641	\$95,116,682	\$6,875,563	\$185,690,173	1,326.2
<b>Proposed FY 2022-23 Appropriation</b>	<b>\$311,499,059</b>	<b>\$23,816,641</b>	<b>\$95,116,682</b>	<b>\$6,875,563</b>	<b>\$185,690,173</b>	<b>1,326.2</b>
<i>\$ Change from prior year</i>	<i>(\$42,280,577)</i>	<i>\$3,419,873</i>	<i>(\$51,233,827)</i>	<i>\$439,070</i>	<i>\$5,094,307</i>	<i>10.3</i>
<i>% Change from prior year</i>	<i>(12.0%)</i>	<i>16.8%</i>	<i>(35.0%)</i>	<i>6.8%</i>	<i>2.8%</i>	<i>0.8%</i>
<b>LAW</b>						
<b>FY 2021-22 Appropriation</b>	<b>\$103,776,246</b>	<b>\$16,306,035</b>	<b>\$19,976,690</b>	<b>\$65,007,133</b>	<b>\$2,486,388</b>	<b>560.2</b>
H.B. 22-1329- Long Bill Total	\$111,064,238	\$19,761,958	\$19,915,728	\$68,155,451	\$3,231,101	581.2
<b>Proposed FY 2022-23 Appropriation</b>	<b>\$111,064,238</b>	<b>\$19,761,958</b>	<b>\$19,915,728</b>	<b>\$68,155,451</b>	<b>\$3,231,101</b>	<b>581.2</b>
<i>\$ Change from prior year</i>	<i>\$7,287,992</i>	<i>\$3,455,923</i>	<i>(\$60,962)</i>	<i>\$3,148,318</i>	<i>\$744,713</i>	<i>21.0</i>
<i>% Change from prior year</i>	<i>7.0%</i>	<i>21.2%</i>	<i>(0.3%)</i>	<i>4.8%</i>	<i>30.0%</i>	<i>3.7%</i>
<b>LEGISLATIVE</b>						
<b>FY 2021-22 Appropriation</b>	<b>\$61,410,959</b>	<b>\$59,667,762</b>	<b>\$311,958</b>	<b>\$1,431,239</b>	<b>\$0</b>	<b>386.3</b>

**BUDGET PACKAGE BALANCING: APPROPRIATION  
SUMMARY BY DEPARTMENT AND BILL**

DEPARTMENT/ITEM	TOTAL FUNDS	GENERAL FUND	CASH FUNDS	REAPPROPRIATED FUNDS	FEDERAL FUNDS	FTE
H.B. 22-1329- Long Bill Total	\$6,317,000	\$6,317,000	\$0	\$0	\$0	0.0
FY 2022-23 Legislative Appropriation						
Bill Placeholder	61,469,806	59,844,475	90,000	1,535,331	0	421.0
<b>Proposed FY 2022-23 Appropriation</b>	<b>\$67,786,806</b>	<b>\$66,161,475</b>	<b>\$90,000</b>	<b>\$1,535,331</b>	<b>\$0</b>	<b>421.0</b>
<i>\$ Change from prior year</i>	<i>\$6,375,847</i>	<i>\$6,493,713</i>	<i>(\$221,958)</i>	<i>\$104,092</i>	<i>\$0</i>	<i>34.7</i>
<i>% Change from prior year</i>	<i>10.4%</i>	<i>10.9%</i>	<i>(71.1%)</i>	<i>7.3%</i>	<i>n/a</i>	<i>9.0%</i>
<b>LOCAL AFFAIRS</b>						
<b>FY 2021-22 Appropriation</b>	<b>\$471,596,007</b>	<b>\$57,130,354</b>	<b>\$315,922,406</b>	<b>\$16,384,956</b>	<b>\$82,158,291</b>	<b>205.5</b>
H.B. 22-1329- Long Bill supplemental	0	0	0	0	0	0.0
<b>FY 2021-22 Adjusted Appropriation</b>	<b>\$471,596,007</b>	<b>\$57,130,354</b>	<b>\$315,922,406</b>	<b>\$16,384,956</b>	<b>\$82,158,291</b>	<b>205.5</b>
H.B. 22-1329- Long Bill Total	\$326,146,188	\$47,566,505	\$177,126,262	\$18,870,766	\$82,582,655	209.6
<b>Proposed FY 2022-23 Appropriation</b>	<b>\$326,146,188</b>	<b>\$47,566,505</b>	<b>\$177,126,262</b>	<b>\$18,870,766</b>	<b>\$82,582,655</b>	<b>209.6</b>
<i>\$ Change from prior year</i>	<i>(\$145,449,819)</i>	<i>(\$9,563,849)</i>	<i>(\$138,796,144)</i>	<i>\$2,485,810</i>	<i>\$424,364</i>	<i>4.1</i>
<i>% Change from prior year</i>	<i>(30.8%)</i>	<i>(16.7%)</i>	<i>(43.9%)</i>	<i>15.2%</i>	<i>0.5%</i>	<i>2.0%</i>
<b>MILITARY AND VETERANS AFFAIRS</b>						
<b>FY 2021-22 Appropriation</b>	<b>\$138,651,593</b>	<b>\$11,766,152</b>	<b>\$1,663,652</b>	<b>\$124,920</b>	<b>\$125,096,869</b>	<b>2,515.9</b>
H.B. 22-1329- Long Bill Total	\$143,058,296	\$12,665,672	\$1,572,269	\$80,305	\$128,740,050	2,513.9
<b>Proposed FY 2022-23 Appropriation</b>	<b>\$143,058,296</b>	<b>\$12,665,672</b>	<b>\$1,572,269</b>	<b>\$80,305</b>	<b>\$128,740,050</b>	<b>2,513.9</b>
<i>\$ Change from prior year</i>	<i>\$4,406,703</i>	<i>\$899,520</i>	<i>(\$91,383)</i>	<i>(\$44,615)</i>	<i>\$3,643,181</i>	<i>(2.0)</i>
<i>% Change from prior year</i>	<i>3.2%</i>	<i>7.6%</i>	<i>(5.5%)</i>	<i>(35.7%)</i>	<i>2.9%</i>	<i>(0.1%)</i>
<b>NATURAL RESOURCES</b>						
<b>FY 2021-22 Appropriation</b>	<b>\$334,131,468</b>	<b>\$37,335,479</b>	<b>\$262,374,546</b>	<b>\$7,540,179</b>	<b>\$26,881,264</b>	<b>1,522.7</b>
H.B. 22-1329- Long Bill supplemental	43,200	0	43,200	0	0	0.0
<b>FY 2021-22 Adjusted Appropriation</b>	<b>\$334,174,668</b>	<b>\$37,335,479</b>	<b>\$262,417,746</b>	<b>\$7,540,179</b>	<b>\$26,881,264</b>	<b>1,522.7</b>
H.B. 22-1329- Long Bill Total	\$345,673,795	\$37,428,154	\$274,317,373	\$7,894,474	\$26,033,794	1,554.8
<b>Proposed FY 2022-23 Appropriation</b>	<b>\$345,673,795</b>	<b>\$37,428,154</b>	<b>\$274,317,373</b>	<b>\$7,894,474</b>	<b>\$26,033,794</b>	<b>1,554.8</b>
<i>\$ Change from prior year</i>	<i>\$11,542,327</i>	<i>\$92,675</i>	<i>\$11,942,827</i>	<i>\$354,295</i>	<i>(\$847,470)</i>	<i>32.1</i>
<i>% Change from prior year</i>	<i>3.5%</i>	<i>0.2%</i>	<i>4.6%</i>	<i>4.7%</i>	<i>(3.2%)</i>	<i>2.1%</i>
<b>PERSONNEL</b>						
<b>FY 2021-22 Appropriation</b>	<b>\$224,565,332</b>	<b>\$20,640,304</b>	<b>\$13,850,806</b>	<b>\$190,074,222</b>	<b>\$0</b>	<b>411.7</b>
H.B. 22-1329- Long Bill supplemental	43,200	0	0	43,200	0	0.0
<b>FY 2021-22 Adjusted Appropriation</b>	<b>\$224,608,532</b>	<b>\$20,640,304</b>	<b>\$13,850,806</b>	<b>\$190,117,422</b>	<b>\$0</b>	<b>411.7</b>
H.B. 22-1329- Long Bill Total	\$230,446,221	\$22,926,329	\$11,477,215	\$196,042,677	\$0	424.8
H.B. 22-1337 State Personnel						
Director's Compensation Report	(176,319)	(176,319)	0	0	0	1.0
Colorado Equity Office Placeholder	2,523,839	1,793,072	0	655,777	74,990	20.0
Office of Public Private Partnership Placeholder	15,000,000	15,000,000	0	0	0	3.5
<b>Proposed FY 2022-23 Appropriation</b>	<b>\$232,793,741</b>	<b>\$24,543,082</b>	<b>\$11,477,215</b>	<b>\$196,698,454</b>	<b>\$74,990</b>	<b>445.8</b>
<i>\$ Change from prior year</i>	<i>\$8,228,409</i>	<i>\$3,902,778</i>	<i>(\$2,373,591)</i>	<i>\$6,624,232</i>	<i>\$74,990</i>	<i>34.1</i>
<i>% Change from prior year</i>	<i>3.7%</i>	<i>18.9%</i>	<i>(17.1%)</i>	<i>3.5%</i>	<i>n/a</i>	<i>8.3%</i>
<b>PUBLIC HEALTH AND ENVIRONMENT</b>						
<b>FY 2021-22 Appropriation</b>	<b>\$690,357,960</b>	<b>\$92,148,934</b>	<b>\$234,498,663</b>	<b>\$47,937,784</b>	<b>\$315,772,579</b>	<b>1,577.6</b>
H.B. 22-1329- Long Bill supplemental	(240,784)	0	(240,784)	0	0	0.0
<b>FY 2021-22 Adjusted Appropriation</b>	<b>\$690,117,176</b>	<b>\$92,148,934</b>	<b>\$234,257,879</b>	<b>\$47,937,784</b>	<b>\$315,772,579</b>	<b>1,577.6</b>
H.B. 22-1329- Long Bill Total	\$756,286,389	\$156,852,349	\$226,295,236	\$48,695,918	\$324,442,886	1,673.0
<b>Proposed FY 2022-23 Appropriation</b>	<b>\$756,286,389</b>	<b>\$156,852,349</b>	<b>\$226,295,236</b>	<b>\$48,695,918</b>	<b>\$324,442,886</b>	<b>1,673.0</b>



**BUDGET PACKAGE BALANCING: APPROPRIATION  
SUMMARY BY DEPARTMENT AND BILL**

DEPARTMENT/ITEM	TOTAL FUNDS	GENERAL FUND	CASH FUNDS	REAPPROPRIATED FUNDS	FEDERAL FUNDS	FTE
<i>\$ Change from prior year</i>	\$65,928,429	\$64,703,415	(\$8,203,427)	\$758,134	\$8,670,307	95.4
<i>% Change from prior year</i>	9.5%	70.2%	(3.5%)	1.6%	2.7%	6.0%
<b>PUBLIC SAFETY</b>						
<b>FY 2021-22 Appropriation</b>	<b>\$546,492,504</b>	<b>\$174,426,961</b>	<b>\$249,150,510</b>	<b>\$54,542,492</b>	<b>\$68,372,541</b>	<b>1,983.0</b>
H.B. 22-1329- Long Bill supplemental	(4,382,173)	(4,382,173)	0	0	0	0.0
<b>FY 2021-22 Adjusted Appropriation</b>	<b>\$542,110,331</b>	<b>\$170,044,788</b>	<b>\$249,150,510</b>	<b>\$54,542,492</b>	<b>\$68,372,541</b>	<b>1,983.0</b>
H.B. 22-1329- Long Bill Total	\$565,111,250	\$196,228,138	\$251,344,497	\$48,531,478	\$69,007,137	2,103.3
<b>Proposed FY 2022-23 Appropriation</b>	<b>\$565,111,250</b>	<b>\$196,228,138</b>	<b>\$251,344,497</b>	<b>\$48,531,478</b>	<b>\$69,007,137</b>	<b>2,103.3</b>
<i>\$ Change from prior year</i>	\$23,000,919	\$26,183,350	\$2,193,987	(\$6,011,014)	\$634,596	120.3
<i>% Change from prior year</i>	4.2%	15.4%	0.9%	(11.0%)	0.9%	6.1%
<b>REGULATORY AGENCIES</b>						
<b>FY 2021-22 Appropriation</b>	<b>\$126,648,532</b>	<b>\$2,867,009</b>	<b>\$116,251,796</b>	<b>\$5,639,571</b>	<b>\$1,890,156</b>	<b>635.5</b>
H.B. 22-1329- Long Bill supplemental	10	10	0	0	0	0.0
<b>FY 2021-22 Adjusted Appropriation</b>	<b>\$126,648,542</b>	<b>\$2,867,019</b>	<b>\$116,251,796</b>	<b>\$5,639,571</b>	<b>\$1,890,156</b>	<b>635.5</b>
H.B. 22-1329- Long Bill Total	\$116,690,270	\$2,905,370	\$105,937,769	\$6,250,779	\$1,596,352	651.7
<b>Proposed FY 2022-23 Appropriation</b>	<b>\$116,690,270</b>	<b>\$2,905,370</b>	<b>\$105,937,769</b>	<b>\$6,250,779</b>	<b>\$1,596,352</b>	<b>651.7</b>
<i>\$ Change from prior year</i>	(\$9,958,262)	\$38,361	(\$10,314,027)	\$611,208	(\$293,804)	16.2
<i>% Change from prior year</i>	(7.9%)	1.3%	(8.9%)	10.8%	(15.5%)	2.5%
<b>REVENUE</b>						
<b>FY 2021-22 Appropriation</b>	<b>\$439,088,743</b>	<b>\$141,512,775</b>	<b>\$288,041,442</b>	<b>\$8,469,940</b>	<b>\$1,064,586</b>	<b>1,626.2</b>
H.B. 22-1329- Long Bill Total	\$462,247,772	\$138,605,322	\$313,988,214	\$8,492,481	\$1,161,755	1,661.1
<b>Proposed FY 2022-23 Appropriation</b>	<b>\$462,247,772</b>	<b>\$138,605,322</b>	<b>\$313,988,214</b>	<b>\$8,492,481</b>	<b>\$1,161,755</b>	<b>1,661.1</b>
<i>\$ Change from prior year</i>	\$23,159,029	(\$2,907,453)	\$25,946,772	\$22,541	\$97,169	34.9
<i>% Change from prior year</i>	5.3%	(2.1%)	9.0%	0.3%	9.1%	2.1%
<b>STATE</b>						
<b>FY 2021-22 Appropriation</b>	<b>\$33,319,203</b>	<b>\$271,360</b>	<b>\$33,047,843</b>	<b>\$0</b>	<b>\$0</b>	<b>147.2</b>
H.B. 22-1329- Long Bill Total	\$34,735,338	\$423,011	\$33,854,978	\$457,349	\$0	146.5
<b>Proposed FY 2022-23 Appropriation</b>	<b>\$34,735,338</b>	<b>\$423,011</b>	<b>\$33,854,978</b>	<b>\$457,349</b>	<b>\$0</b>	<b>146.5</b>
<i>\$ Change from prior year</i>	\$1,416,135	\$151,651	\$807,135	\$457,349	\$0	(0.7)
<i>% Change from prior year</i>	4.3%	55.9%	2.4%	n/a	n/a	(0.5%)
<b>TRANSPORTATION</b>						
<b>FY 2021-22 Appropriation</b>	<b>\$2,062,259,862</b>	<b>\$0</b>	<b>\$1,414,578,403</b>	<b>\$5,478,096</b>	<b>\$642,203,363</b>	<b>3,329.0</b>
H.B. 22-1329- Long Bill Total	\$1,789,299,665	\$0	\$954,579,686	\$5,478,096	\$829,241,883	3,327.0
<b>Proposed FY 2022-23 Appropriation</b>	<b>\$1,789,299,665</b>	<b>\$0</b>	<b>\$954,579,686</b>	<b>\$5,478,096</b>	<b>\$829,241,883</b>	<b>3,327.0</b>
<i>\$ Change from prior year</i>	(\$272,960,197)	\$0	(\$459,998,717)	\$0	\$187,038,520	(2.0)
<i>% Change from prior year</i>	(13.2%)	n/a	(32.5%)	0.0%	29.1%	(0.1%)
<b>TREASURY</b>						
<b>FY 2021-22 Appropriation</b>	<b>\$845,894,713</b>	<b>\$348,677,965</b>	<b>\$422,223,881</b>	<b>\$74,992,867</b>	<b>\$0</b>	<b>41.8</b>
H.B. 22-1329- Long Bill Total	\$968,626,058	\$288,067,810	\$631,842,856	\$48,715,392	\$0	48.8
<b>Proposed FY 2022-23 Appropriation</b>	<b>\$968,626,058</b>	<b>\$288,067,810</b>	<b>\$631,842,856</b>	<b>\$48,715,392</b>	<b>\$0</b>	<b>48.8</b>
<i>\$ Change from prior year</i>	\$122,731,345	(\$60,610,155)	\$209,618,975	(\$26,277,475)	\$0	7.0
<i>% Change from prior year</i>	14.5%	(17.4%)	49.6%	(35.0%)	n/a	16.7%
<b>STATEWIDE</b>						
<b>FY 2022-23</b>						

**BUDGET PACKAGE BALANCING: APPROPRIATION  
SUMMARY BY DEPARTMENT AND BILL**

DEPARTMENT/ITEM	TOTAL FUNDS	GENERAL FUND	CASH FUNDS	REAPPROPRIATED FUNDS	FEDERAL FUNDS	FTE
Legislation - Ongoing Impacts Placeholder	40,000,000	40,000,000	0	0	0	0.0
<b>FY 2022-23 Statewide Appropriation Adjustments</b>	<b>\$40,000,000</b>	<b>\$40,000,000</b>	<b>\$0</b>	<b>\$0</b>	<b>\$0</b>	<b>0.0</b>

**BUDGET PACKAGE BALANCING: APPROPRIATION SUMMARY TABLE**

	TOTAL FUNDS	GENERAL FUND	CASH FUNDS	REAPPROPRIATED FUNDS	FEDERAL FUNDS	FTE
<b>FY 2021-22 Appropriation</b>	<b>\$36,606,233,685</b>	<b>\$12,409,432,942</b>	<b>\$10,478,699,965</b>	<b>\$2,218,047,726</b>	<b>\$11,500,053,052</b>	<b>62,108.0</b>
H.B. 22-1329 - Long Bill supplemental	158,383,211	(190,428,178)	45,441,244	165,613	303,204,532	0.0
Other Legislation for Balancing	27,001,000	17,000,500	0	0	10,000,500	0.0
<b>FY 2021-22 Adjusted Appropriation</b>	<b>\$36,791,617,896</b>	<b>\$12,236,005,264</b>	<b>\$10,524,141,209</b>	<b>\$2,218,213,339</b>	<b>\$11,813,258,084</b>	<b>62,108.0</b>
H.B. 22-1329 - Long Bill Total	\$37,738,551,101	\$13,661,167,279	\$9,951,563,136	\$2,369,375,428	\$11,756,445,258	62,868.3
Other Legislation for Balancing	405,342,691	124,489,999	267,469,895	10,372,356	3,010,441	480.8
<b>Proposed FY 2022-23 Appropriation</b>	<b>\$38,143,893,792</b>	<b>\$13,785,657,278</b>	<b>\$10,219,033,031</b>	<b>\$2,379,747,784</b>	<b>\$11,759,455,699</b>	<b>63,349.1</b>
<i>\$ Change from prior year</i>	<i>\$1,345,275,896</i>	<i>\$1,549,652,014</i>	<i>(\$305,108,178)</i>	<i>\$161,534,445</i>	<i>(\$60,802,385)</i>	<i>1,241.1</i>
<i>% Change from prior year</i>	<i>3.7%</i>	<i>12.7%</i>	<i>(2.9%)</i>	<i>7.3%</i>	<i>(0.5%)</i>	<i>2.0%</i>

## **Section 2**

# **Long Bill Narrative H.B. 22-1329**

## LONG BILL NARRATIVE – H.B. 22-1329

This Section 2 focuses on the portion of the budget proposal that is reflected in the Long Bill (H.B. 22-1329). The proposed Long Bill includes a total of \$37.7 billion for State operations and \$637.5 million for capital construction and information technology projects for FY 2022-23.

The operating budget includes \$2.4 billion in “reappropriated funds,” which are duplicated amounts that appear more than once within the budget. The Long Bill operating budget *without* duplicated amounts totals \$35.4 billion. This includes \$13.7 billion in general tax revenues that are credited to the General Fund, \$10.0 billion in various State cash fund revenues that are earmarked for certain purposes, and \$11.8 billion in anticipated federal funds.

The following table summarizes the appropriations and informational amounts that are included in the introduced Long Bill for FY 2022-23. The subsections that follow for each department include tables that detail FY 2021-22 appropriations (including any additional mid-year proposed adjustments) and proposed appropriations for FY 2022-23. The summary table for each department is followed by descriptions of each proposed incremental change from FY 2021-22 to FY 2022-23.

SUMMARY OF PROPOSED LONG BILL (H.B. 22-1329) APPROPRIATIONS FOR FY 2022-23					
OPERATING APPROPRIATIONS, BY DEPARTMENT	TOTAL FUNDS	GENERAL FUND	CASH FUNDS	REAPPROPRIATED FUNDS	FEDERAL FUNDS
Agriculture	\$62,932,573	\$14,174,738	\$42,187,409	\$2,623,496	\$3,946,930
Corrections	993,358,324	900,633,923	45,318,981	44,473,298	2,932,122
Early Childhood	8,192,473	6,335,548	685,539	0	1,171,386
Education	6,918,890,299	4,489,701,918	1,308,755,646	71,939,548	1,048,493,187
Governor	451,617,772	60,050,314	72,381,734	312,337,089	6,848,635
Health Care Policy and Financing	14,187,407,334	4,078,674,957	1,805,089,552	100,936,332	8,202,706,493
Higher Education	5,403,774,058	1,352,340,907	2,938,660,565	1,086,917,458	25,855,128
Human Services	2,636,145,548	1,139,826,416	462,123,650	225,856,891	808,338,591
Judicial	907,405,850	665,864,299	178,901,295	58,215,256	4,425,000
Labor and Employment	311,507,170	23,816,641	95,116,682	6,883,674	185,690,173
Law	111,064,238	19,761,958	19,915,728	68,155,451	3,231,101
Legislature	6,317,000	6,317,000	0	0	0
Local Affairs	326,146,188	47,566,505	177,126,262	18,870,766	82,582,655
Military and Veterans Affairs	143,058,296	12,665,672	1,572,269	80,305	128,740,050
Natural Resources	345,673,795	37,428,154	274,317,373	7,894,474	26,033,794
Personnel	230,446,221	22,926,329	11,477,215	196,042,677	0
Public Health and Environment	756,286,389	156,852,349	226,295,236	48,695,918	324,442,886
Public Safety	565,111,250	196,228,138	251,344,497	48,531,478	69,007,137
Regulatory Agencies	116,915,270	2,905,370	106,162,769	6,250,779	1,596,352
Revenue	462,247,772	138,605,322	313,988,214	8,492,481	1,161,755
State	34,735,338	423,011	33,854,978	457,349	0
Transportation	1,789,299,665	0	954,579,686	5,478,096	829,241,883
Treasury	968,626,058	288,067,810	631,842,856	48,715,392	0
<b>Long Bill Operating Total</b>	<b>\$37,737,158,881</b>	<b>\$13,661,167,279</b>	<b>\$9,951,698,136</b>	<b>\$2,367,848,208</b>	<b>\$11,756,445,258</b>
<b>LESS:</b>					
Amount Exempt from Statutory Limit	n/a	\$210,446,777	n/a	n/a	n/a
<b>Grand Total Subject to Statutory Limit on General Fund Appropriations</b>	<b>n/a</b>	<b>\$13,450,720,502</b>	<b>n/a</b>	<b>n/a</b>	<b>n/a</b>
CAPITAL CONSTRUCTION AND INFORMATION TECHNOLOGY PROJECT APPROPRIATIONS	TOTAL FUNDS	CAPITAL CONSTRUCTION FUNDS EXEMPT	CASH FUNDS	REAPPROPRIATED FUNDS	FEDERAL FUNDS
Capital Construction Projects	\$491,102,435	\$5,246,375	\$484,090,730	\$0	\$1,765,330
Information Technology Projects	146,428,435	124,666,430	1,623,001		20,139,004
<b>Long Bill Capital Total</b>	<b>\$637,530,870</b>	<b>\$129,912,805</b>	<b>\$485,713,731</b>	<b>\$0</b>	<b>\$21,904,334</b>

# DEPARTMENT OF AGRICULTURE

**Description:** The Department of Agriculture regulates, promotes, and supports various agricultural activities throughout Colorado through a wide range of services including: regulation and certification of the livestock industry; regulation of the use of pesticides and pesticide applicators; administration of Inspection and Consumer Services Programs; brand inspections; oversight of conservation services throughout the state; promotion of Colorado's agricultural industries; and administration of the State Fair and fairgrounds.

DEPARTMENT OF AGRICULTURE						
	TOTAL FUNDS	GENERAL FUND	CASH FUNDS	REAPPROPRIATED FUNDS	FEDERAL FUNDS	FTE
<b>FY 2021-22 Appropriation</b>	<b>\$59,788,045</b>	<b>\$13,402,194</b>	<b>\$39,854,113</b>	<b>\$2,580,863</b>	<b>\$3,950,875</b>	<b>303.0</b>
<b>CHANGES FROM FY 2021-22 APPROPRIATION</b>						
Centrally appropriated line items	\$1,300,854	\$345,091	\$956,523	\$0	(\$760)	0.0
State fair spending authority increase	647,281	0	647,281	0	0	0.0
San Luis Valley well monitoring	385,000	0	385,000	0	0	0.0
Resources for Bureau of Animal Protection	286,715	286,715	0	0	0	1.8
Agriculture licensing and registration system	247,800	0	247,800	0	0	0.0
Indirect cost assessment	189,643	0	180,320	12,508	(3,185)	0.0
Agriculture emergency coordinator	145,386	84,742	30,774	29,870	0	0.9
Improve agricultural pest response	68,550	0	68,550	0	0	0.9
Impacts Driven by Other Agencies	16,980	(548)	17,528	0	0	0.0
Annualize prior year legislation	(75,423)	(32,756)	(42,667)	0	0	(0.9)
Annualize prior year budget actions	(68,258)	89,300	(157,813)	255	0	1.0
<b>TOTAL FY 2022-23 LONG BILL APPROPRIATION</b>	<b>\$62,932,573</b>	<b>\$14,174,738</b>	<b>\$42,187,409</b>	<b>\$2,623,496</b>	<b>\$3,946,930</b>	<b>306.7</b>
\$ Change from prior year	\$3,144,528	\$772,544	\$2,333,296	\$42,633	(\$3,945)	3.7
% Change from prior year	5.3%	5.8%	5.9%	1.7%	(0.1%)	1.2%

## DESCRIPTION OF INCREMENTAL CHANGES

**CENTRALLY APPROPRIATED LINE ITEMS:** The bill includes adjustments to the following centrally appropriated line items:

CENTRALLY APPROPRIATED LINE ITEMS						
	TOTAL FUNDS	GENERAL FUND	CASH FUNDS	REAPPROPRIATED FUNDS	FEDERAL FUNDS	FTE
OIT FY20-21 Common policy true-up	\$946,229	\$630,819	\$315,410	\$0	\$0	0.0
Salary survey	626,749	211,167	415,582	0	0	0.0
OIT Budget package	126,700	104,095	22,605	0	0	0.0
Legal services	114,915	19,662	95,253	0	0	0.0
Health, life, and dental	102,957	100,993	1,964	0	0	0.0
Risk management and property funds	95,928	58,161	37,767	0	0	0.0
Paid family medical leave initiative	42,824	14,457	28,367	0	0	0.0
DPA Paid Family Medical Leave Act	41,536	0	41,536	0	0	0.0
AED	32,681	25,406	7,275	0	0	0.0
SAED	32,681	25,406	7,275	0	0	0.0
CORE adjustment	26,783	3,841	22,942	0	0	0.0
Workers' compensation	12,670	2,506	10,164	0	0	0.0
Shift differential	5,744	54	5,690	0	0	0.0
ALJ services	5,361	0	5,361	0	0	0.0
DPA CSEAP Resources	2,817	1,695	1,122	0	0	0.0
Short-term disability	1,326	882	444	0	0	0.0
Payments to OIT	(652,994)	(652,994)	0	0	0	0.0
PERA Direct Distribution	(182,142)	(157,808)	(24,334)	0	0	0.0

CENTRALLY APPROPRIATED LINE ITEMS						
	TOTAL FUNDS	GENERAL FUND	CASH FUNDS	REAPPROPRIATED FUNDS	FEDERAL FUNDS	FTE
Annual fleet vehicle request	(48,950)	(19,549)	(28,641)	0	(760)	0.0
OIT CBMS Admin costs	(32,961)	(23,702)	(9,259)	0	0	0.0
<b>TOTAL</b>	<b>\$1,300,854</b>	<b>\$345,091</b>	<b>\$956,523</b>	<b>\$0</b>	<b>(\$760)</b>	<b>0.0</b>

**STATE FAIR SPENDING AUTHORITY INCREASE:** The bill includes an increase of \$647,281 in cash fund spending authority from the State Fair Authority Cash Fund for FY 2022-23 and beyond to facilitate compliance with audit recommendations and adapt to increasing labor and maintenance costs.

**SAN LUIS VALLEY WELL MONITORING:** The bill includes a one-time increase of \$385,000 cash funds from the Plant Health, Pest Control, and Environmental Protection Cash Fund in order to install a new water quality well monitoring network in the San Luis Valley for FY 2022-23. The department currently relies on domestic wells on private land for monitoring purposes.

**RESOURCES FOR BUREAU OF ANIMAL PROTECTION:** The bill includes an increase of \$286,715 General Fund and 1.8 FTE to hire a new Veterinary Forensic Specialist and Bureau of Animal Protection Agent, and establish compensation for a statewide veterinary network in FY 2022-23.

**AGRICULTURE LICENSING AND REGISTRATION SYSTEM:** The bill includes an increase of \$247,800 cash funds, including \$123,900 from the Plant Health, Pest Control, and Environmental Protection Cash Fund and \$123,900 from the Inspection and Consumer Services Cash Fund, to upgrade the Department’s regulatory software to the Food and Drug Administration’s multi-state licensing tool called the System for Agriculture, Food, Health, E-Inspections, and Registration.

**INDIRECT COST ASSESSMENT:** The recommendation includes a net increase to indirect costs across the Department.

**AGRICULTURE EMERGENCY COORDINATOR:** The bill includes an increase of \$145,386 total funds, including \$84,742 General Fund, \$30,774 cash funds, and \$29,870 reappropriated funds and 0.9 FTE in FY 2022-23 to hire an Agriculture Emergency Coordinator in order to respond to livestock and agricultural related emergencies during a natural disaster.

**IMPROVE AGRICULTURAL PEST RESPONSE:** The bill includes an increase of \$68,550 cash funds and 0.9 FTE, including \$51,550 from the Plant Health, Pest Control, and Environmental Protection Cash Fund and \$15,000 from the Emergency Invasive Pest Response Fund for pesticide enforcement and invasive pest control. This request annualizes to \$88,416 cash funds and 1.0 FTE in FY 2023-24.

**IMPACTS DRIVEN BY OTHER AGENCIES:** The bill includes an increase of \$16,980 in FY 2022-23 related to Colorado WINS.

**ANNUALIZE PRIOR YEAR LEGISLATION:** The bill includes a net decrease of \$75,423 total funds to reflect the FY 2022-23 impact of bills passed in previous sessions, summarized in the following table.

ANNUALIZE PRIOR YEAR LEGISLATION						
	TOTAL FUNDS	GENERAL FUND	CASH FUNDS	REAPPROPRIATED FUNDS	FEDERAL FUNDS	FTE
SB18-200 PERA unfunded liability	\$92,488	\$31,233	\$61,255	\$0	\$0	0.0
HB 21-1242 ADCRO	2,326	2,326	0	0	0	0.1
HB21-1301 Cross pollination prevention	(103,922)	0	(103,922)	0	0	(1.0)
SB 21-087 Ag workers rights	(66,315)	(66,315)	0	0	0	0.0
<b>TOTAL</b>	<b>(\$75,423)</b>	<b>(\$32,756)</b>	<b>(\$42,667)</b>	<b>\$0</b>	<b>\$0</b>	<b>(0.9)</b>

**ANNUALIZE PRIOR YEAR BUDGET ACTIONS:** The bill includes a net decrease of \$68,258 total funds for prior year budget actions, summarized in the following table.

ANNUALIZE PRIOR YEAR BUDGET ACTIONS						
	TOTAL FUNDS	GENERAL FUND	CASH FUNDS	REAPPROPRIATED FUNDS	FEDERAL FUNDS	FTE
FY 2021-22 Budget and op efficiency	\$89,300	\$89,300	\$0	\$0	\$0	1.0
Annualize prior year salary survey	0	0	0	0	0	0.0
FY 19-20 Industrial hemp	(155,700)	0	(155,700)	0	0	0.0
FY 21-22 Hemp enforcement FTE	(1,858)	0	(2,113)	255	0	0.0
<b>TOTAL</b>	<b>(\$68,258)</b>	<b>\$89,300</b>	<b>(\$157,813)</b>	<b>\$255</b>	<b>\$0</b>	<b>1.0</b>

## SUMMARY OF CHANGES BY LONG BILL DIVISION

SUMMARY TABLE FOR DEPARTMENT OF AGRICULTURE						
	TOTAL FUNDS	GENERAL FUND	CASH FUNDS	REAPPROPRIATED FUNDS	FEDERAL FUNDS	FTE
<b>FY 2021-22 Appropriation</b>	<b>\$59,788,045</b>	<b>\$13,402,194</b>	<b>\$39,854,113</b>	<b>\$2,580,863</b>	<b>\$3,950,875</b>	<b>303.0</b>
CHANGES FROM FY 2021-22 BY LONG BILL DIVISION						
Commissioner's Office and Administrative Services	\$1,385,117	\$434,897	\$908,347	\$42,633	(\$760)	1.0
Agricultural Services	963,661	328,065	638,609	0	(3,013)	2.7
Agricultural Markets Division	42,061	6,996	35,237	0	(172)	0.0
Brand Board	69,815	0	69,815	0	0	0.0
Colorado State Fair	681,288	0	681,288	0	0	0.0
Conservation Board	2,586	2,586	0	0	0	0.0
<b>TOTAL FY 2022-23 LONG BILL APPROPRIATION</b>	<b>\$62,932,573</b>	<b>\$14,174,738</b>	<b>\$42,187,409</b>	<b>\$2,623,496</b>	<b>\$3,946,930</b>	<b>306.7</b>
\$ Change from prior year	\$3,144,528	\$772,544	\$2,333,296	\$42,633	(\$3,945)	3.7
% Change from prior year	5.3%	5.8%	5.9%	1.7%	(0.1%)	1.2%

## APPROPRIATION DETAIL BY LONG BILL DIVISION

**COMMISSIONER'S OFFICE AND ADMINISTRATIVE SERVICES:** The Commissioner's Office, in conjunction with the Colorado Agricultural Commission, is responsible for the development and implementation of agricultural policies throughout the state. The Administrative Services section provides administrative and technical support for Department programs, including accounting, budgeting, and human resources. The funding sources for this division are General Fund, various cash funds, and federal grants. Reappropriated funds are received from various cash funds within the Department for centrally appropriated line items.

COMMISSIONER'S OFFICE AND ADMINISTRATIVE SERVICES						
	TOTAL FUNDS	GENERAL FUND	CASH FUNDS	REAPPROPRIATED FUNDS	FEDERAL FUNDS	FTE
<b>FY 2021-22 Appropriation</b>	<b>\$16,225,446</b>	<b>\$4,872,679</b>	<b>\$9,432,495</b>	<b>\$1,796,863</b>	<b>\$123,409</b>	<b>19.6</b>
CHANGES FROM FY 2021-22 APPROPRIATION						
Centrally appropriated line items	\$1,300,854	\$345,091	\$956,523	\$0	(\$760)	0.0
Agriculture emergency coordinator	115,516	84,742	904	29,870	0	0.9
Indirect cost assessment	34,234	0	21,726	12,508	0	0.0

COMMISSIONER'S OFFICE AND ADMINISTRATIVE SERVICES						
	TOTAL FUNDS	GENERAL FUND	CASH FUNDS	REAPPROPRIATED FUNDS	FEDERAL FUNDS	FTE
Impacts Driven by other agencies	16,980	(548)	17,528	0	0	0.0
Resources for Bureau of Animal Protection	11,007	11,007	0	0	0	0.0
Colorado hemp decortication	0	0	0	0	0	0.0
Improve agricultural pest response	0	0	0	0	0	0.0
Annualize prior year budget actions	(80,413)	(12,744)	(67,924)	255	0	0.0
Annualize prior year legislation	(13,061)	7,349	(20,410)	0	0	0.1
<b>TOTAL FY 2022-23 LONG BILL APPROPRIATION</b>	<b>\$17,610,563</b>	<b>\$5,307,576</b>	<b>\$10,340,842</b>	<b>\$1,839,496</b>	<b>\$122,649</b>	<b>20.6</b>
\$ Change from prior year	\$1,385,117	\$434,897	\$908,347	\$42,633	(\$760)	1.0
% Change from prior year	8.5%	8.9%	9.6%	2.4%	(0.6%)	5.1%

**AGRICULTURAL SERVICES:** These divisions administer the four major Department program areas listed below. The primary source of funding is from two cash funds: the Plant Health, Pest Control, and Environmental Protection Fund and the Inspection and Consumer Services Cash Fund.

*ANIMAL INDUSTRY DIVISION:* Monitors the health of livestock and other animals used in various fields of agriculture; prevents and controls livestock disease; licenses and inspects pet animal facilities; implements programs for pest control; and investigates animal cruelty claims.

*INSPECTION AND CONSUMER SERVICES DIVISION:* Ensures compliance with product quality standards through licensing and inspection; certifies commercial (large and small) weights and measurement devices; and analyzes fertilizer and animal feed for chemical contaminants or adulterants.

*PLANT INDUSTRY DIVISION:* Manages statewide pest control programs; registers pesticides and pesticide applicators; inspects plants and plant byproducts intended for domestic or international export; oversees the organic certification program; and inspects nursery stock for quality and health.

*CONSERVATION SERVICES DIVISION:* Provides technical and financial support, leadership, statewide coordination, and regulatory oversight to public and private landowners statewide on an array of natural resource management challenges including noxious weed management and biological pest control.

AGRICULTURAL SERVICES						
	TOTAL FUNDS	GENERAL FUND	CASH FUNDS	REAPPROPRIATED FUNDS	FEDERAL FUNDS	FTE
<b>FY 2021-22 Appropriation</b>	<b>\$20,630,163</b>	<b>\$5,210,161</b>	<b>\$12,258,188</b>	<b>\$784,000</b>	<b>\$2,377,814</b>	<b>150.6</b>
<b>CHANGES FROM FY 2021-22 APPROPRIATION</b>						
San Luis Valley well monitoring	\$385,000	\$0	\$385,000	\$0	\$0	0.0
Resources for Bureau of Animal Protection	275,708	275,708	0	0	0	1.8
Agriculture licensing and registration system	247,800	0	247,800	0	0	0.0
Indirect cost assessment	109,360	0	112,373	0	(3,013)	0.0
Improve agricultural pest response	68,550	0	68,550	0	0	0.9
Agriculture emergency coordinator	5,682	0	5,682	0	0	0.0
Annualize prior year legislation	(97,950)	(43,730)	(54,220)	0	0	(1.0)
Annualize prior year budget actions	(30,489)	96,087	(126,576)	0	0	1.0
<b>TOTAL FY 2022-23 LONG BILL APPROPRIATION</b>	<b>\$21,593,824</b>	<b>\$5,538,226</b>	<b>\$12,896,797</b>	<b>\$784,000</b>	<b>\$2,374,801</b>	<b>153.3</b>
\$ Change from prior year	\$963,661	\$328,065	\$638,609	\$0	(\$3,013)	2.7
% Change from prior year	4.7%	6.3%	5.2%	0.0%	(0.1%)	1.8%



**AGRICULTURAL MARKETS DIVISION:** This division is organized into two subdivisions:

*AGRICULTURAL MARKETS* provides marketing assistance and related support to Colorado agricultural-based businesses competing in local, national, and international arenas through coordination of various market orders, promotion of Colorado agricultural products, and assistance to start-up or expand food processing companies within the state.

*AGRICULTURAL PRODUCTS INSPECTION* administers the agricultural products inspection program, which performs mandatory and non-mandatory inspections to determine grade, size, and quality of fruits and vegetables.

AGRICULTURAL MARKETS DIVISION						
	TOTAL FUNDS	GENERAL FUND	CASH FUNDS	REAPPROPRIATED FUNDS	FEDERAL FUNDS	FTE
<b>FY 2021-22 Appropriation</b>	<b>\$5,231,922</b>	<b>\$1,101,671</b>	<b>\$3,187,380</b>	<b>\$0</b>	<b>\$942,871</b>	<b>41.7</b>
<b>CHANGES FROM FY 2021-22 APPROPRIATION</b>						
Indirect cost assessment	\$13,457	\$0	\$13,629	\$0	(\$172)	0.0
Annualize prior year budget actions	11,733	3,371	8,362	0	0	0.0
Annualize prior year legislation	10,570	3,625	6,945	0	0	0.0
Agriculture emergency coordinator	6,301	0	6,301	0	0	0.0
<b>TOTAL FY 2022-23 LONG BILL APPROPRIATION</b>	<b>\$5,273,983</b>	<b>\$1,108,667</b>	<b>\$3,222,617</b>	<b>\$0</b>	<b>\$942,699</b>	<b>41.7</b>
\$ Change from prior year	\$42,061	\$6,996	\$35,237	\$0	(\$172)	0.0
% Change from prior year	0.8%	0.6%	1.1%	n/a	(0.0%)	0.0%

**BRAND BOARD:** The Brand Board serves the livestock industry and assists the public with problems related to livestock management. The Brand Board also administers and records livestock brands and inspects cattle, horse, and alternative livestock brands (such as deer and elk) to verify ownership at the time of sale, transport, or slaughter. The Brand Board is entirely funded with cash funds from the Brand Inspection Fund and the Alternative Livestock Farm Cash Fund. Under Section 35-41-101 (5)(a), C.R.S., the Brand Board constitutes an enterprise for the purposes of Section 20 of Article X of the State Constitution (TABOR).

BRAND BOARD						
	TOTAL FUNDS	GENERAL FUND	CASH FUNDS	REAPPROPRIATED FUNDS	FEDERAL FUNDS	FTE
<b>FY 2021-22 Appropriation</b>	<b>\$4,904,303</b>	<b>\$0</b>	<b>\$4,904,303</b>	<b>\$0</b>	<b>\$0</b>	<b>59.0</b>
<b>CHANGES FROM FY 2021-22 APPROPRIATION</b>						
Indirect cost assessment	\$20,604	\$0	\$20,604	\$0	\$0	0.0
Annualize prior year budget actions	20,080	0	20,080			
Annualize prior year legislation	17,823	0	17,823			
Agriculture emergency coordinator	11,308	0	11,308	0	0	0.0
<b>TOTAL FY 2022-23 LONG BILL APPROPRIATION</b>	<b>\$4,974,118</b>	<b>\$0</b>	<b>\$4,974,118</b>	<b>\$0</b>	<b>\$0</b>	<b>59.0</b>
\$ Change from prior year	\$69,815	\$0	\$69,815	\$0	\$0	0.0
% Change from prior year	1.4%	n/a	1.4%	n/a	n/a	0.0%

**COLORADO STATE FAIR:** This program includes personal services and operating expenses associated with the Colorado State Fair, which is administered by the eleven-member State Fair Authority. The State Fair is designated as a Type 1 agency pursuant to Section 35-65-401 (1)(a), C.R.S. Much of the funding for the State Fair comes from the revenue collected during the annual fair event and from non-fair events held at the fairgrounds. The Fair also receives funding from a variety of other sources including: the city and county of Pueblo, various small grants, and 25.0 percent of the interest earned on the sale of unclaimed securities as a result of enactment of H.B. 08-1399 (Ag Unclaimed Property Trust Fund Interest).

COLORADO STATE FAIR						
	TOTAL FUNDS	GENERAL FUND	CASH FUNDS	REAPPROPRIATED FUNDS	FEDERAL FUNDS	FTE
<b>FY 2021-22 Appropriation</b>	<b>\$10,171,747</b>	<b>\$1,000,000</b>	<b>\$9,171,747</b>	<b>\$0</b>	<b>\$0</b>	<b>26.9</b>
<b>CHANGES FROM FY 2021-22 APPROPRIATION</b>						
State fair spending authority increase	\$647,281	\$0	\$647,281	\$0	\$0	0.0
Indirect cost assessment	11,988	0	11,988			
Annualize prior year budget actions	8,245	0	8,245			
Annualize prior year legislation	7,195	0	7,195	0	0	0.0
Agriculture emergency coordinator	6,579	0	6,579	0	0	0.0
<b>TOTAL FY 2022-23 LONG BILL APPROPRIATION</b>	<b>\$10,853,035</b>	<b>\$1,000,000</b>	<b>\$9,853,035</b>	<b>\$0</b>	<b>\$0</b>	<b>26.9</b>
\$ Change from prior year	\$681,288	\$0	\$681,288	\$0	\$0	0.0
% Change from prior year	6.7%	0.0%	7.4%	n/a	n/a	0.0%

**CONSERVATION BOARD:** The Conservation Board is responsible for providing administrative and fiscal oversight to Colorado's 77 conservation districts. The Board also coordinates various federal programs related to natural resource issues, provides guidance on stream bank erosion, and assists farmers and ranchers in implementing a variety of water and energy practices. The primary sources of funding are General Fund and federal grant dollars from the U.S. Department of Agriculture Natural Resources Conservation Service.

CONSERVATION BOARD						
	TOTAL FUNDS	GENERAL FUND	CASH FUNDS	REAPPROPRIATED FUNDS	FEDERAL FUNDS	FTE
<b>FY 2021-22 Appropriation</b>	<b>\$2,624,464</b>	<b>\$1,217,683</b>	<b>\$900,000</b>	<b>\$0</b>	<b>\$506,781</b>	<b>5.2</b>
<b>CHANGES FROM FY 2021-22 APPROPRIATION</b>						
Annualize prior year budget actions	\$2,586	\$2,586	\$0	\$0	\$0	0.0
<b>TOTAL FY 2022-23 LONG BILL APPROPRIATION</b>	<b>\$2,627,050</b>	<b>\$1,220,269</b>	<b>\$900,000</b>	<b>\$0</b>	<b>\$506,781</b>	<b>5.2</b>
\$ Change from prior year	\$2,586	\$2,586	\$0	\$0	\$0	0.0
% Change from prior year	0.1%	0.2%	0.0%	n/a	0.0%	0.0%

# DEPARTMENT OF CORRECTIONS

**Description:** The Department of Corrections (DOC) is responsible for overseeing correctional institutions, privately operated correctional institutions, supervision of parolees and inmates on intensive supervision status, the operation of Colorado Correctional Industries, and Canteen Operation.

DEPARTMENT OF CORRECTIONS						
	TOTAL FUNDS	GENERAL FUND	CASH FUNDS	REAPPROPRIATED FUNDS	FEDERAL FUNDS	FTE
<b>FY 2021-22 Appropriation</b>	<b>\$967,271,654</b>	<b>\$876,009,960</b>	<b>\$43,889,623</b>	<b>\$44,439,646</b>	<b>\$2,932,425</b>	<b>6,313.9</b>
<b>CHANGES FROM FY 2021-22 APPROPRIATION</b>						
Centrally appropriated line items	\$12,121,073	\$11,629,473	\$494,524	(\$2,924)	\$0	0.0
Medical caseload	5,868,224	5,868,224	0	0	0	0.0
Prison caseload	3,027,019	627,019	2,400,000	0	0	0.0
Annualize prior year legislation	2,209,464	3,031,598	(757,104)	(65,030)	0	3.2
Provider rate common policy	1,203,565	1,130,569	0	72,996	0	0.0
Inmate wildfire team vehicles	1,069,500	1,069,500	0	0	0	0.0
Offset five-year sentencing bill reduction	591,630	591,630	0	0	0	0.0
Increase for food services	367,662	367,662	0	0	0	0.0
Impacts driven by other agencies	347,313	164,098	0	183,215	0	0.0
Technical adjustments	277,804	473,896	(195,789)	0	(303)	1.0
K-9 drug detection program	265,834	265,834	0	0	0	1.8
Take TWO transport study	75,000	75,000	0	0	0	0.0
Victim services notification	31,888	31,888	0	0	0	0.0
Annualize prior year budget actions	(1,014,646)	(513,297)	(501,349)	0	0	(8.6)
Long-term care private nursing home	(272,047)	(272,047)	0	0	0	0.0
Indirect cost assessment	(82,613)	82,916	(10,924)	(154,605)	0	0.0
<b>TOTAL FY 2022-23 LONG BILL APPROPRIATION</b>	<b>\$993,358,324</b>	<b>\$900,633,923</b>	<b>\$45,318,981</b>	<b>\$44,473,298</b>	<b>\$2,932,122</b>	<b>6,311.3</b>
\$ Change from prior year	\$26,086,670	\$24,623,963	\$1,429,358	\$33,652	(\$303)	(2.6)
% Change from prior year	2.7%	2.8%	3.3%	0.1%	(0.0%)	(0.0%)

## DESCRIPTION OF INCREMENTAL CHANGES

**CENTRALLY APPROPRIATED LINE ITEMS:** The bill includes a net increase of \$12,121,073 total funds for centrally appropriated line items.

CENTRALLY APPROPRIATED LINE ITEMS						
	TOTAL FUNDS	GENERAL FUND	CASH FUNDS	REAPPROPRIATED FUNDS	FEDERAL FUNDS	FTE
Salary survey	\$12,322,248	\$12,014,192	\$308,056	\$0	\$0	0.0
Health, life, and dental	3,987,561	4,078,707	(91,146)	0	0	0.0
Paid Family Medical Leave Act	2,025,459	2,025,459	0	0	0	0.0
Payments to OIT	1,370,062	1,319,162	50,900	0	0	0.0
Risk management and property funds	1,264,866	1,308,364	(43,498)	0	0	0.0
Workers' compensation	1,175,777	1,200,538	(24,761)	0	0	0.0
DPA Paid family leave	861,098	839,571	21,527	0	0	0.0
Legal services	467,742	466,538	1,204	0	0	0.0
Vehicle lease payments	152,558	97,588	54,970	0	0	0.0
CORE	84,084	87,500	(492)	(2,924)	0	0.0
DPA CSEAP resources	29,489	28,819	670	0	0	0.0
PERA Direct Distribution	(9,960,456)	(9,964,045)	3,589	0	0	0.0
Shift differential	(1,263,959)	(1,499,452)	235,493	0	0	0.0
AED	(194,388)	(184,029)	(10,359)	0	0	0.0
SAED	(194,388)	(184,029)	(10,359)	0	0	0.0
Short-term disability	(4,374)	(3,763)	(611)	0	0	0.0

CENTRALLY APPROPRIATED LINE ITEMS						
	TOTAL FUNDS	GENERAL FUND	CASH FUNDS	REAPPROPRIATED FUNDS	FEDERAL FUNDS	FTE
Capitol Complex leased space	(2,306)	(1,647)	(659)	0	0	0.0
<b>TOTAL</b>	<b>\$12,121,073</b>	<b>\$11,629,473</b>	<b>\$494,524</b>	<b>(\$2,924)</b>	<b>\$0</b>	<b>0.0</b>

**MEDICAL CASELOAD:** The bill includes an increase of \$5,868,224 General Fund, comprised of an increase of \$1,298,452 for Purchases of Pharmaceuticals and an increase of \$4,569,772 for External Medical Services. These increases stem primarily from the per offender per month (POPM) rate paid by the DOC for external medical care and pharmaceuticals. The increase in the external care POPM stems from the deferral of non-emergency appointments during the coronavirus pandemic and increased costs related to those services. The increase in the pharmaceutical POPM stems from: (1) an increase in diagnoses related to the increase in outpatient appointments, and (2) an increase in drug costs.

**PRISON CASELOAD:** The bill includes an increase of \$3,027,019 total funds, including \$627,019 General Fund, to adjust appropriations for estimated prison caseload in FY 2022-23. Most of the increase is \$2,400,000 cash funds stemming from the annualization of an FY 2021-22 supplemental adjustment. The General Fund increase is equivalent to 27 private prison beds.

**ANNUALIZE PRIOR YEAR LEGISLATION:** The bill includes a net increase of \$2,209,464 total funds for the out-year impact of prior year legislation.

ANNUALIZE PRIOR YEAR LEGISLATION						
	TOTAL FUNDS	GENERAL FUND	CASH FUNDS	REAPPROPRIATED FUNDS	FEDERAL FUNDS	FTE
SB18-200 PERA unfunded liability	\$1,917,119	\$1,869,574	\$47,545	\$0	\$0	0.0
SB 21-069 License plate expiration	246,970	0	0	246,970	0	0.0
SB 21-138 Brain injury support	170,564	170,564	0	0	0	0.1
HB 20-1153 CO partnership quality jobs	80,389	885,038	(804,649)	0	0	1.5
SB 21-146 Prison release outcomes	42,324	42,324	0	0	0	0.3
HB 21-1209 Eligibility youthful offenders	35,972	35,972	0	0	0	0.6
SB 21-193 Protect pregnant people	28,126	28,126	0	0	0	0.7
SB 21-076 Electronic third-party sales	(312,000)	0	0	(312,000)	0	0.0
<b>TOTAL</b>	<b>\$2,209,464</b>	<b>\$3,031,598</b>	<b>(\$757,104)</b>	<b>(\$65,030)</b>	<b>\$0</b>	<b>3.2</b>

**PROVIDER RATE COMMON POLICY:** The bill includes an increase of \$1,203,565 total funds, including \$1,130,569 General Fund and \$72,996 reappropriated funds, to reflect the 2.0 percent provider rate commonly policy adjustment.

**INMATE WILDFIRE TEAM VEHICLES:** The bill includes an increase of \$1,069,500 General Fund to purchase three vehicles to transport State Wildland Inmate Fire Teams (SWIFT). These vehicles would replace older vehicles.

**OFFSET FIVE-YEAR SENTENCING BILL REDUCTION:** The bill includes an increase of \$591,630 General Fund to offset a reduction in appropriations related to JBC package bill H.B. 22-1330 (Suspend Five Year Corrections Appropriations). The DOC received \$591,630 General Fund in FY 2021-22 from five-year sentencing statutory appropriations. Under current law, that amount increases to \$1,002,690 General Fund in FY 2022-23. House Bill 22-1330 eliminates the FY 2022-23 appropriation, which amounts to a reduction relative to the Department's FY 2021-22 base. This Long Bill appropriation zeroes out the year-over-year change in the DOC's budget. Future adjustments will be addressed through the annual budget process, primarily through annual caseload adjustments.

**INCREASE FOR FOOD SERVICES:** The bill includes an increase of \$367,662 General Fund to help the Department cope with inflationary pressures on food prices.

**IMPACTS DRIVEN BY OTHER AGENCIES:** The bill includes a net increase of \$347,313 total funds for budget impacts originating in other departments.

IMPACTS DRIVEN BY OTHER AGENCIES						
	TOTAL FUNDS	GENERAL FUND	CASH FUNDS	REAPPROPRIATED FUNDS	FEDERAL FUNDS	FTE
Correctional Treatment Board	\$183,215	\$0	\$0	\$183,215	\$0	0.0
Offset increased salaries other agencies	115,679	115,679	0	0	0	0.0
Food services and housekeeping coordinated comp	48,419	48,419	0	0	0	0.0
<b>TOTAL</b>	<b>\$347,313</b>	<b>\$164,098</b>	<b>\$0</b>	<b>\$183,215</b>	<b>\$0</b>	<b>0.0</b>

**TECHNICAL ADJUSTMENTS:** The bill includes a net increase of \$277,804 total funds, including an increase of \$473,896 General Fund, for technical adjustments for a lease adjustment and annual lease depreciation payments.

**K-9 DRUG DETECTION PROGRAM:** The bill includes an increase of \$265,834 General Fund and 1.8 FTE for FY 2022-23, which annualizes to \$199,831 General Fund and 2.0 FTE in FY 2023-24. Per the Department, there has been an increase in drug trafficking and use within the state prison system, leading to staff injuries, inmates injuries and deaths, and a general decline in safety within the prison system. These K-9 units will supplement existing drug interdiction tactics to reverse this trend by: (1) deterring drug smuggling by staff and visitors entering DOC facilities, (2) screening incoming mail faster and safer than current staff who must manually open and inspect each piece of mail, and (3) searching inmate cells for contraband.

**TAKE TWO TRANSPORT STUDY:** The bill includes \$75,000 to hire a contractor to study transportation options for the transitional work program.

**VICTIM SERVICES NOTIFICATION:** The bill includes an increase of \$31,888 General Fund to pay for postage expenses related to the implementation of H.B. 19-1064 (Victim Notification Criminal Proceedings). The bill eliminated the requirement for victims to opt-in to receive notifications regarding the offender’s status and movement (e.g. parole hearings, referrals to community corrections). The Department assumed that this requirement would apply after May 28, 2019. However, the Office of the Attorney General interpreted that the requirement was retroactive, hence the increase in funds to provide more notifications than it originally expected.

**ANNUALIZE PRIOR YEAR BUDGET ACTIONS:** The bill includes a decrease of \$1,014,646 total funds to reflect the impact of prior year budget actions.

ANNUALIZE PRIOR YEAR BUDGET ACTIONS						
	TOTAL FUNDS	GENERAL FUND	CASH FUNDS	REAPPROPRIATED FUNDS	FEDERAL FUNDS	FTE
FY 20-21 Restore restorative justice	\$75,000	\$75,000	\$0	\$0	\$0	1.2
FY 20-21 Restore volunteers	0	480,002	(480,002)	0	0	0.0
FY 21-22 Align prison caseload	(665,949)	(665,949)	0	0	0	(9.8)
FY21-22 Take TWO expansion	(400,000)	(400,000)	0	0	0	0.0
Annualize prior year salary survey	(23,697)	(2,350)	(21,347)	0	0	0.0
<b>TOTAL</b>	<b>(\$1,014,646)</b>	<b>(\$513,297)</b>	<b>(\$501,349)</b>	<b>\$0</b>	<b>\$0</b>	<b>(8.6)</b>

**LONG-TERM CARE PRIVATE NURSING HOME:** The bill includes a reduction of \$272,047 General Fund for the Department of Corrections and an increase of \$405,208 General Fund, \$64,201 cash funds, and \$469,411 federal funds for the Department of Health Care Policy & Financing (HCPF). The net General Fund impact is an increase of \$133,161. These funds aim to secure 10 beds in a privately-run nursing facility for elderly and indigent parolees using a combination of General Fund and cash funds for a 50.0 percent match for federal Medicaid reimbursements.

**INDIRECT COST ASSESSMENT:** The bill includes a net decrease in the Department’s indirect cost assessments.

## SUMMARY OF CHANGES BY LONG BILL DIVISION

SUMMARY TABLE FOR DEPARTMENT OF CORRECTIONS						
	TOTAL FUNDS	GENERAL FUND	CASH FUNDS	REAPPROPRIATED FUNDS	FEDERAL FUNDS	FTE
<b>FY 2021-22 Appropriation</b>	<b>\$967,271,654</b>	<b>\$876,009,960</b>	<b>\$43,889,623</b>	<b>\$44,439,646</b>	<b>\$2,932,425</b>	<b>6,313.9</b>
<b>CHANGES FROM FY 2021-22 BY LONG BILL DIVISION</b>						
Management	\$1,704,196	(\$176,916)	\$1,881,112	\$0	\$0	3.0
Institutions	18,064,677	18,051,086	13,591	0	0	(6.7)
Support Services	4,551,113	2,433,660	(303,572)	(85,840)	2,506,865	1.5
Inmate Programs	1,130,111	1,610,113	(480,002)	0	0	(0.6)
Community Services	1,835,323	1,579,112	0	256,211	0	0.1
Parole Board	57,408	57,408	0	0	0	0.1
Correctional Industries	(1,371,194)	1,069,500	203,193	(136,719)	(2,507,168)	0.0
Canteen Operation	115,036	0	115,036	0	0	0.0
<b>TOTAL FY 2022-23 LONG BILL APPROPRIATION</b>	<b>\$993,358,324</b>	<b>\$900,633,923</b>	<b>\$45,318,981</b>	<b>\$44,473,298</b>	<b>\$2,932,122</b>	<b>6,311.3</b>
\$ Change from prior year	\$26,086,670	\$24,623,963	\$1,429,358	\$33,652	(\$303)	(2.6)
% Change from prior year	2.7%	2.8%	3.3%	0.1%	(0.0%)	(0.0%)

## APPROPRIATION DETAIL BY LONG BILL DIVISION

**MANAGEMENT:** The Management Division contains the main departmental management functions including the Executive Director's Office, the external capacity subprogram, and the Inspector General subprogram. The Executive Director's Office provides general administrative oversight for the Department. The External Capacity subprogram is used to reimburse private prisons, local jails, and the pre-release parole revocation facility. This subprogram also contains staff for the unit that monitors private prisons for compliance with contractual provisions. The Inspector General subprogram is responsible for investigating crimes in prisons. Cash funds and reappropriated funds are primarily from Correctional Industries and Canteen sales revenue, the State Criminal Alien Assistance Program Cash Fund, and the Victims Assistance and Law Enforcement Fund.

MANAGEMENT						
	TOTAL FUNDS	GENERAL FUND	CASH FUNDS	REAPPROPRIATED FUNDS	FEDERAL FUNDS	FTE
<b>FY 2021-22 Appropriation</b>	<b>\$241,765,533</b>	<b>\$236,373,447</b>	<b>\$4,850,369</b>	<b>\$248,805</b>	<b>\$292,912</b>	<b>99.2</b>
<b>CHANGES FROM FY 2021-22 APPROPRIATION</b>						
Centrally appropriated line items	\$10,133,594	\$9,744,448	\$389,146	\$0	\$0	0.0
Prison caseload	3,027,019	627,019	2,400,000	0	0	0.0
Technical adjustments	278,107	473,896	(195,789)	0	0	0.0
Provider rate common policy	260,477	260,477	0	0	0	0.0
K-9 drug detection program	260,034	260,034	0	0	0	1.8
Annualize prior year legislation	38,211	431,565	(393,354)	0	0	0.0
Victim services notification	31,888	31,888	0	0	0	0.0
Annualize prior year budget actions	(12,094,016)	(11,775,125)	(318,891)	0	0	1.2
Long-term care private nursing home	(231,118)	(231,118)	0	0	0	0.0
<b>TOTAL FY 2022-23 LONG BILL APPROPRIATION</b>	<b>\$243,469,729</b>	<b>\$236,196,531</b>	<b>\$6,731,481</b>	<b>\$248,805</b>	<b>\$292,912</b>	<b>102.2</b>
\$ Change from prior year	\$1,704,196	(\$176,916)	\$1,881,112	\$0	\$0	3.0
% Change from prior year	0.7%	(0.1%)	38.8%	0.0%	0.0%	3.0%

**INSTITUTIONS:** The Institutions division includes all cost centers directly attributable to the operation of state-owned and operated correctional facilities. Included are costs for utilities, maintenance, housing and security, food, medical, laundry, case management, mental health, and the in-prison phase of the Youthful Offender System. The cash funds are primarily from fees charged for inmate medical costs and utilities costs associated with Correctional Industries programs.

INSTITUTIONS						
	TOTAL FUNDS	GENERAL FUND	CASH FUNDS	REAPPROPRIATED FUNDS	FEDERAL FUNDS	FTE
<b>FY 2021-22 Appropriation</b>	<b>\$492,818,075</b>	<b>\$491,250,790</b>	<b>\$1,567,285</b>	<b>\$0</b>	<b>\$0</b>	<b>4,794.8</b>
<b>CHANGES FROM FY 2021-22 APPROPRIATION</b>						
Annualize prior year budget actions	\$8,971,041	\$8,959,538	\$11,503	\$0	\$0	(8.2)
Medical caseload	5,868,224	5,868,224	0	0	0	0.0
Annualize prior year legislation	1,693,133	1,691,295	1,838	0	0	1.5
Offset five-year sentencing bill reduction	591,630	591,630	0	0	0	0.0
Provider rate common policy	507,024	507,024	0	0	0	0.0
Increase for food services	367,662	367,662	0	0	0	0.0
Impacts driven by other agencies	101,065	101,065	0	0	0	0.0
K-9 drug detection program	4,100	4,100	0	0	0	0.0
Centrally appropriated line items	1,477	1,477	0	0	0	0.0
Indirect cost assessment	250	0	250	0	0	0.0
Long-term care private nursing home	(40,929)	(40,929)	0	0	0	0.0
<b>TOTAL FY 2022-23 LONG BILL APPROPRIATION</b>	<b>\$510,882,752</b>	<b>\$509,301,876</b>	<b>\$1,580,876</b>	<b>\$0</b>	<b>\$0</b>	<b>4,788.1</b>
\$ Change from prior year	\$18,064,677	\$18,051,086	\$13,591	\$0	\$0	(6.7)
% Change from prior year	3.7%	3.7%	0.9%	n/a	n/a	(0.1%)

**SUPPORT SERVICES:** The Support Services division includes business operations, personnel, offender services, communications, transportation, training, information systems, and facility services. The cash funds and reappropriated funds are primarily from sales revenue from the Canteen Operation and Correctional Industries.

SUPPORT SERVICES						
	TOTAL FUNDS	GENERAL FUND	CASH FUNDS	REAPPROPRIATED FUNDS	FEDERAL FUNDS	FTE
<b>FY 2021-22 Appropriation</b>	<b>\$51,552,318</b>	<b>\$49,982,932</b>	<b>\$1,015,563</b>	<b>\$553,823</b>	<b>\$0</b>	<b>246.7</b>
<b>CHANGES FROM FY 2021-22 APPROPRIATION</b>						
Technical adjustments	\$2,506,865	\$0	\$0	\$0	\$2,506,865	0.0
Centrally appropriated line items	1,606,704	1,504,250	105,378	(2,924)	0	0.0
Annualize prior year budget actions	471,502	469,480	2,022	0	0	0.0
Impacts driven by other agencies	63,033	63,033	0	0	0	0.0
K-9 drug detection program	1,700	1,700	0	0	0	0.0
Indirect cost assessment	0	82,916	0	(82,916)	0	0.0
Annualize prior year legislation	(98,691)	312,281	(410,972)	0	0	1.5
<b>TOTAL FY 2022-23 LONG BILL APPROPRIATION</b>	<b>\$56,103,431</b>	<b>\$52,416,592</b>	<b>\$711,991</b>	<b>\$467,983</b>	<b>\$2,506,865</b>	<b>248.2</b>
\$ Change from prior year	\$4,551,113	\$2,433,660	(\$303,572)	(\$85,840)	\$2,506,865	1.5
% Change from prior year	8.8%	4.9%	(29.9%)	(15.5%)	0.0%	0.6%

**INMATE PROGRAMS:** The Inmate Programs division includes educational, vocational, recreational, and inmate labor programs operated by the Department. This division also includes the Sex Offender Treatment subprogram, the Drug and Alcohol Treatment subprogram, and the Volunteers subprogram. Cash and reappropriated funds are primarily from the Correctional Treatment Cash Fund and sales revenue of the Canteen Operation.

INMATE PROGRAMS						
	TOTAL FUNDS	GENERAL FUND	CASH FUNDS	REAPPROPRIATED FUNDS	FEDERAL FUNDS	FTE
<b>FY 2021-22 Appropriation</b>	<b>\$45,303,093</b>	<b>\$42,978,882</b>	<b>\$1,772,957</b>	<b>\$458,007</b>	<b>\$93,247</b>	<b>541.1</b>
CHANGES FROM FY 2021-22 APPROPRIATION						
Annualize prior year budget actions	\$927,415	\$1,407,417	(\$480,002)	\$0	\$0	(1.6)
Annualize prior year legislation	158,678	158,678	0	0	0	0.0
Provider rate common policy	44,018	44,018	0	0	0	0.0
Technical adjustments	0	0	0	0	0	1.0
<b>TOTAL FY 2022-23 LONG BILL APPROPRIATION</b>	<b>\$46,433,204</b>	<b>\$44,588,995</b>	<b>\$1,292,955</b>	<b>\$458,007</b>	<b>\$93,247</b>	<b>540.5</b>
\$ Change from prior year	\$1,130,111	\$1,610,113	(\$480,002)	\$0	\$0	(0.6)
% Change from prior year	2.5%	3.7%	(27.1%)	0.0%	0.0%	(0.1%)

**COMMUNITY SERVICES:** The Community Services division includes the Parole subprogram, the Community Supervision subprogram (for inmates in community corrections and in the Intensive Supervision Program), the Community Re-entry subprogram and the community phase of the Youthful Offender System. Other costs associated with residential community corrections placements are appropriated to the Department of Public Safety's Division of Criminal Justice. The reappropriated funds are from the Correctional Treatment Cash Fund.

COMMUNITY SERVICES						
	TOTAL FUNDS	GENERAL FUND	CASH FUNDS	REAPPROPRIATED FUNDS	FEDERAL FUNDS	FTE
<b>FY 2021-22 Appropriation</b>	<b>\$56,809,000</b>	<b>\$53,120,116</b>	<b>\$0</b>	<b>\$3,649,786</b>	<b>\$39,098</b>	<b>426.7</b>
CHANGES FROM FY 2021-22 APPROPRIATION						
Annualize prior year legislation	\$431,918	\$431,918	\$0	\$0	\$0	0.1
Provider rate common policy	392,046	319,050	0	72,996	0	0.0
Centrally appropriated line items	379,298	379,298	0	0	0	0.0
Annualize prior year budget actions	373,846	373,846	0	0	0	0.0
Impacts driven by other agencies	183,215	0	0	183,215	0	0.0
Take TWO transport study	75,000	75,000	0	0	0	0.0
<b>TOTAL FY 2022-23 LONG BILL APPROPRIATION</b>	<b>\$58,644,323</b>	<b>\$54,699,228</b>	<b>\$0</b>	<b>\$3,905,997</b>	<b>\$39,098</b>	<b>426.8</b>
\$ Change from prior year	\$1,835,323	\$1,579,112	\$0	\$256,211	\$0	0.1
% Change from prior year	3.2%	3.0%	n/a	7.0%	0.0%	0.0%

**PAROLE BOARD:** The Parole Board has the discretion to grant or deny parole to offenders who have reached their parole eligibility date. The Board must parole offenders when they reach their mandatory parole date. The Board imposes conditions of parole on parolees and it may revoke parole when those conditions are violated.



PAROLE BOARD						
	TOTAL FUNDS	GENERAL FUND	CASH FUNDS	REAPPROPRIATED FUNDS	FEDERAL FUNDS	FTE
<b>FY 2021-22 Appropriation</b>	<b>\$2,303,793</b>	<b>\$2,303,793</b>	<b>\$0</b>	<b>\$0</b>	<b>\$0</b>	<b>22.4</b>
CHANGES FROM FY 2021-22 APPROPRIATION						
Annualize prior year budget actions	\$51,547	\$51,547	\$0	\$0	\$0	0.0
Annualize prior year legislation	5,861	5,861	0	0	0	0.1
<b>TOTAL FY 2022-23 LONG BILL APPROPRIATION</b>	<b>\$2,361,201</b>	<b>\$2,361,201</b>	<b>\$0</b>	<b>\$0</b>	<b>\$0</b>	<b>22.5</b>
\$ Change from prior year	\$57,408	\$57,408	\$0	\$0	\$0	0.1
% Change from prior year	2.5%	2.5%	n/a	n/a	n/a	0.4%

**CORRECTIONAL INDUSTRIES:** Correctional Industries manages profit-oriented work programs that provide inmates with on-the-job training while generating revenues to cover costs. Major businesses operated by Correctional Industries include: the manufacture of license plates, office furniture, and modular office systems; a print shop; a leather products shop; wildland firefighting; dog and horse training; and a garment production operation. Correctional Industries sells its products primarily to other government agencies. Correctional Industries is fully supported by cash and reappropriated funds from sales of Correctional Industries products and services. Because Correctional Industries is an enterprise, associated revenue is excluded from the definition of state fiscal year spending under Section 20 of Article X of the State Constitution (TABOR).

CORRECTIONAL INDUSTRIES						
	TOTAL FUNDS	GENERAL FUND	CASH FUNDS	REAPPROPRIATED FUNDS	FEDERAL FUNDS	FTE
<b>FY 2021-22 Appropriation</b>	<b>\$55,269,077</b>	<b>\$0</b>	<b>\$13,232,684</b>	<b>\$39,529,225</b>	<b>\$2,507,168</b>	<b>155.0</b>
CHANGES FROM FY 2021-22 APPROPRIATION						
Inmate wildfire team vehicles	\$1,069,500	\$1,069,500	\$0	\$0	\$0	0.0
Annualize prior year budget actions	189,355	0	189,355	0	0	0.0
Technical adjustments	(2,507,168)	0	0	0	(2,507,168)	0.0
Indirect cost assessment	(86,903)	0	(15,214)	(71,689)	0	0.0
Annualize prior year legislation	(35,978)	0	29,052	(65,030)	0	0.0
<b>TOTAL FY 2022-23 LONG BILL APPROPRIATION</b>	<b>\$53,897,883</b>	<b>\$1,069,500</b>	<b>\$13,435,877</b>	<b>\$39,392,506</b>	<b>\$0</b>	<b>155.0</b>
\$ Change from prior year	(\$1,371,194)	\$1,069,500	\$203,193	(\$136,719)	(\$2,507,168)	0.0
% Change from prior year	(2.5%)	0.0%	1.5%	(0.3%)	(100.0%)	0.0%

**CANTEEN OPERATION:** The Canteen Operation provides personal items for purchase by inmates, including toiletries, snack foods, televisions, phone services, and other approved items. The Canteen Operation is fully supported by cash funds from sales of canteen products to inmates and is an enterprise. The associated revenue is excluded from the definition of state fiscal year spending under Section 20 of Article X of the State Constitution (TABOR). Canteen appropriations are shown for informational purposes only pursuant to Section 17-24-126 (1), C.R.S.

CANTEEN OPERATION						
	TOTAL FUNDS	GENERAL FUND	CASH FUNDS	REAPPROPRIATED FUNDS	FEDERAL FUNDS	FTE
<b>FY 2021-22 Appropriation</b>	<b>\$21,450,765</b>	<b>\$0</b>	<b>\$21,450,765</b>	<b>\$0</b>	<b>\$0</b>	<b>28.0</b>
CHANGES FROM FY 2021-22 APPROPRIATION						

**CANTEEN OPERATION**

	TOTAL FUNDS	GENERAL FUND	CASH FUNDS	REAPPROPRIATED FUNDS	FEDERAL FUNDS	FTE
Annualize prior year budget actions	\$94,664	\$0	\$94,664	\$0	\$0	0.0
Annualize prior year legislation	16,332	0	16,332	0	0	0.0
Indirect cost assessment	4,040	0	4,040	0	0	0.0
<b>TOTAL FY 2022-23 LONG BILL APPROPRIATION</b>	<b>\$21,565,801</b>	<b>\$0</b>	<b>\$21,565,801</b>	<b>\$0</b>	<b>\$0</b>	<b>28.0</b>
\$ Change from prior year	\$115,036	\$0	\$115,036	\$0	\$0	0.0
% Change from prior year	0.5%	0.0%	0.5%	n/a	n/a	0.0%

# DEPARTMENT OF EARLY CHILDHOOD

**Description:** The Department of Early Childhood is responsible for child care and early learning programs. Specific programs and functions will be authorized and detailed in other legislation. The source of cash funds is tobacco tax revenue from Proposition EE that is deposited in the Preschool Programs Cash Fund. The source of federal funds is Child Care Development Funds that are subject to state appropriation pursuant to federal law.

DEPARTMENT OF EARLY CHILDHOOD						
	TOTAL FUNDS	GENERAL FUND	CASH FUNDS	REAPPROPRIATED FUNDS	FEDERAL FUNDS	FTE
S.B. 21-205 (Long Bill)	\$0	\$0	\$0	\$0	\$0	0.0
Other Legislation	326,413	326,413	0	0	0	1.8
<b>FY 2021-22 Adjusted Appropriation</b>	<b>\$326,413</b>	<b>\$326,413</b>	<b>\$0</b>	<b>\$0</b>	<b>\$0</b>	<b>1.8</b>
<b>CHANGES FROM FY 2021-22 APPROPRIATION</b>						
Dept of Early Childhood admin	\$6,463,530	\$5,463,530	\$0	\$0	\$1,000,000	14.6
Universal preschool team	856,925	0	685,539	0	171,386	10.0
Annualize prior year legislation	545,605	545,605	0	0	0	4.2
<b>TOTAL FY 2022-23 LONG BILL APPROPRIATION</b>	<b>\$8,192,473</b>	<b>\$6,335,548</b>	<b>\$685,539</b>	<b>\$0</b>	<b>\$1,171,386</b>	<b>30.6</b>
\$ Change from prior year	\$7,866,060	\$6,009,135	\$685,539	\$0	\$1,171,386	28.8
% Change from prior year	2,409.8%	1,841.0%	n/a	n/a	n/a	1,600.0%

## DESCRIPTION OF INCREMENTAL CHANGES

**DEPT OF EARLY CHILDHOOD ADMIN:** The bill adds \$6.5 million total funds, including \$5.5 million General Fund, and 14.6 FTE (16 positions) for administration of the new Department of Early Childhood, including \$4.9 million for information technology contracts and equipment. New positions include one executive assistant, one workforce lead, two special projects positions transferred from the Governor's Office, one human resource specialist, one controller, one budget officer, two communications staff, five information technology and data management analysts, and two audit and compliance staff. These new positions are in addition to the six leadership positions added in H.B. 22-1197 described below under "Annualize prior year legislation".

**UNIVERSAL PRESCHOOL TEAM:** The bill adds \$856,925 total funds and 10.0 FTE for a universal preschool team to oversee the program and support local partners who will be responsible for managing service delivery. The team includes a director and nine program analysts.

**ANNUALIZE PRIOR YEAR LEGISLATION:** The bill adds \$545,605 General Fund and 4.2 FTE to annualize H.B. 22-1197 (Effective Date of the Department of Early Childhood) that provided funding for six leadership positions for the Department, including the executive director, program delivery director, human resources director, human resources specialist, chief financial officer, and data systems and analysis director.

## SUMMARY OF CHANGES BY LONG BILL DIVISION

SUMMARY TABLE FOR DEPARTMENT OF EARLY CHILDHOOD						
	TOTAL FUNDS	GENERAL FUND	CASH FUNDS	REAPPROPRIATED FUNDS	FEDERAL FUNDS	FTE

**SUMMARY TABLE FOR DEPARTMENT OF EARLY CHILDHOOD**

	TOTAL FUNDS	GENERAL FUND	CASH FUNDS	REAPPROPRIATED FUNDS	FEDERAL FUNDS	FTE
S.B. 21-205 (Long Bill)	\$0	\$0	\$0	\$0	\$0	0.0
Other Legislation	326,413	326,413	0	0	0	1.8
<b>FY 2021-22 Adjusted Appropriation</b>	<b>\$326,413</b>	<b>\$326,413</b>	<b>\$0</b>	<b>\$0</b>	<b>\$0</b>	<b>1.8</b>
<b>CHANGES FROM FY 2021-22 BY LONG BILL DIVISION</b>						
Executive Director's Office	\$7,165,422	\$6,009,135	\$125,029	\$0	\$1,031,258	18.8
Early Learning Access and Quality	700,638	0	560,510	0	140,128	10.0
<b>TOTAL FY 2022-23 LONG BILL APPROPRIATION</b>	<b>\$8,192,473</b>	<b>\$6,335,548</b>	<b>\$685,539</b>	<b>\$0</b>	<b>\$1,171,386</b>	<b>30.6</b>
\$ Change from prior year	\$7,866,060	\$6,009,135	\$685,539	\$0	\$1,171,386	28.8
% Change from prior year	2,409.8%	1,841.0%	n/a	n/a	n/a	1,600.0%

**APPROPRIATION DETAIL BY LONG BILL DIVISION**

**EXECUTIVE DIRECTOR'S OFFICE:** The office is responsible for the management and administration of the Department, performing such functions as budgeting, human resources, and quality control, as well as some program supervision, coordination, and evaluation. This section includes centrally appropriated line items, such as workers' compensation, legal services, administrative law judge services, and payments related to risk management. The source of cash funds is tobacco tax revenue from Proposition EE that is deposited in the Preschool Programs Cash Fund. The source of federal funds is Child Care Development Funds that are subject to state appropriation pursuant to federal law.

**EXECUTIVE DIRECTOR'S OFFICE**

	TOTAL FUNDS	GENERAL FUND	CASH FUNDS	REAPPROPRIATED FUNDS	FEDERAL FUNDS	FTE
S.B. 21-205 (Long Bill)	\$0	\$0	\$0	\$0	\$0	0.0
Other Legislation	326,413	326,413	0	0	0	1.8
<b>FY 2021-22 Adjusted Appropriation</b>	<b>\$326,413</b>	<b>\$326,413</b>	<b>\$0</b>	<b>\$0</b>	<b>\$0</b>	<b>1.8</b>
<b>CHANGES FROM FY 2021-22 APPROPRIATION</b>						
Dept of Early Childhood admin	\$6,463,530	\$5,463,530	\$0	\$0	\$1,000,000	14.6
Annualize prior year legislation	545,605	545,605	0	0	0	4.2
Universal preschool team	156,287	0	125,029	0	31,258	0.0
<b>TOTAL FY 2022-23 LONG BILL APPROPRIATION</b>	<b>\$7,491,835</b>	<b>\$6,335,548</b>	<b>\$125,029</b>	<b>\$0</b>	<b>\$1,031,258</b>	<b>20.6</b>
\$ Change from prior year	\$7,165,422	\$6,009,135	\$125,029	\$0	\$1,031,258	18.8
% Change from prior year	2,195.2%	1,841.0%	n/a	n/a	n/a	1,044.4%

**EARLY LEARNING ACCESS AND QUALITY:** The Early Learning Access and Quality division includes appropriations for early learning programs like universal preschool. The source of cash funds is tobacco tax revenue from Proposition EE that is deposited in the Preschool Programs Cash Fund. The source of federal funds is Child Care Development Funds that are subject to state appropriation pursuant to federal law.

**EARLY LEARNING ACCESS AND QUALITY**

	TOTAL FUNDS	GENERAL FUND	CASH FUNDS	REAPPROPRIATED FUNDS	FEDERAL FUNDS	FTE
<b>FY 2021-22 Appropriation</b>	<b>\$0</b>	<b>\$0</b>	<b>\$0</b>	<b>\$0</b>	<b>\$0</b>	<b>0.0</b>
<b>CHANGES FROM FY 2021-22 APPROPRIATION</b>						
Universal preschool team	\$700,638	\$0	\$560,510	\$0	\$140,128	10.0
<b>TOTAL FY 2022-23 LONG BILL APPROPRIATION</b>	<b>\$700,638</b>	<b>\$0</b>	<b>\$560,510</b>	<b>\$0</b>	<b>\$140,128</b>	<b>10.0</b>
\$ Change from prior year	\$700,638	\$0	\$560,510	\$0	\$140,128	10.0
% Change from prior year	n/a	n/a	0n/a	n/a	0n/a	n/a

# DEPARTMENT OF EDUCATION

**Description:** The Department supports the State Board of Education in its duty to exercise general supervision over public schools, including accrediting public schools and school districts. The Department distributes state and federal funds to school districts and it administers a variety of education-related programs, including educator licensure, education programs for children with special needs, English language proficiency programs, the Colorado Preschool Program, and a variety of grant programs. The Department develops and maintains state model content standards, and administers associated assessments. The Department also includes three independent agencies:

- 1 The Board of Trustees for the Colorado School for the Deaf and the Blind, a state-funded school in Colorado Springs which provides educational services to eligible children and youth.
- 2 The State Charter School Institute Board, which is responsible for authorizing and monitoring institute charter schools in various school districts.
- 3 The Public School Capital Construction Assistance Board, which is responsible for assessing public school construction needs statewide and making recommendations concerning the prioritization and allocation of state financial assistance for school construction projects.

Finally, in addition to its responsibilities related to public schools, the Department is charged with encouraging resource sharing among libraries statewide and ensuring equal access to information for all Coloradans.

DEPARTMENT OF EDUCATION						
	TOTAL FUNDS	GENERAL FUND <sup>1</sup>	CASH FUNDS	REAPPROPRIATED FUNDS	FEDERAL FUNDS	FTE
FY 2021-22 Appropriation	\$6,432,027,105	\$4,294,161,543	\$1,469,771,240	\$47,339,278	\$620,755,044	614.4
Long Bill supplemental	0	0	0	0	0	0.0
<b>FY 2021-22 Adjusted Appropriation</b>	<b>\$6,432,027,105</b>	<b>\$4,294,161,543</b>	<b>\$1,469,771,240</b>	<b>\$47,339,278</b>	<b>\$620,755,044</b>	<b>614.4</b>
<b>CHANGES FROM FY 2021-22 APPROPRIATION</b>						
Informational funds adjustment	\$451,676,684	\$0	\$1,340,000	\$23,800,000	\$426,536,684	0.0
State share of total program increase	172,507,396	194,902,854	(22,395,458)	0	0	0.0
CSI mill levy equalization	14,000,000	7,000,000	0	7,000,000	0	0.0
Charter school capital construction assistance	10,392,356	0	10,392,356	0	0	0.0
School Transformation Grant Program	2,000,000	2,000,000	0	0	0	0.0
Centrally appropriated line items	914,796	(453,568)	(260,071)	520,615	1,107,820	0.0
Departmental staffing infrastructure	909,696	834,184	75,512	0	0	11.2
Improving SchoolView data dashboard	467,374	467,374	0	0	0	1.8
CO School for the Deaf and the Blind teacher salary increase	251,435	251,435	0	0	0	0.0
School nutrition program adjustment	250,000	250,000	0	0	0	0.0
Spending authority for CSI interest earnings	209,923	0	209,923	0	0	0.0
Increase for Reading Services for the Blind	100,000	0	0	100,000	0	0.0
Operating expenses for the State Board of Education	82,074	82,074	0	0	0	0.5
School for the Deaf and the Blind dishwashing machine	65,000	65,000	0	0	0	0.0
School for the Deaf and the Blind - other adjustments	25,155	(6,802)	0	31,957	0	0.0
B.E.S.T. Program property assessments	15,000	0	15,000	0	0	0.0
Indirect cost adjustments	0	(127,543)	0	127,543	0	0.0
Information Technology Services fund source adjustment	0	103,331	0	(103,331)	0	0.0
Other	0	0	0	0	0	0.0

DEPARTMENT OF EDUCATION						
	TOTAL FUNDS	GENERAL FUND <sup>1</sup>	CASH FUNDS	REAPPROPRIATED FUNDS	FEDERAL FUNDS	FTE
Annualize prior year legislation	(111,580,218)	(9,832,436)	(94,978,539)	(6,862,882)	93,639	2.7
Adjust spending authority for B.E.S.T. cash grants	(50,000,000)	0	(50,000,000)	0	0	0.0
Facility schools adjustment	(5,134,050)	0	(5,134,050)	0	0	0.0
Eliminate unused spending authority	(253,111)	0	(253,111)	0	0	0.0
Annualize prior year budget actions	(36,316)	4,472	(27,156)	(13,632)	0	0.0
<b>TOTAL FY 2022-23 LONG BILL APPROPRIATION</b>	<b>\$6,918,890,299</b>	<b>\$4,489,701,918</b>	<b>\$1,308,755,646</b>	<b>\$71,939,548</b>	<b>\$1,048,493,187</b>	<b>630.6</b>
\$ Change from prior year	\$486,863,194	\$195,540,375	(\$161,015,594)	\$24,600,270	\$427,738,143	16.2
% Change from prior year	7.6%	4.3%	(11.0%)	52.0%	68.9%	2.6%

<sup>1</sup> Includes General Fund Exempt. See Appendix D for more information.

## DESCRIPTION OF INCREMENTAL CHANGES

**LONG BILL SUPPLEMENTAL:** The bill includes the following adjustments to FY 2021-22 appropriations:

- allows the Imagination Library to roll-forward unspent funds into FY 2022-23; and
- changes the portion of General Fund appropriations from the General Fund Exempt account.

**INFORMATIONAL FUNDS ADJUSTMENT:** The bill incorporates changes to reflect school districts' expected expenditures of federal Elementary and Secondary School Emergency Relief (ESSER) funds. Expenditures of \$450.0 to \$500.0 million from these federal stimulus funds are anticipated each year in FY 2021-22, FY 2022-23, and FY 2023-24. The bill also includes other adjustments to align with recent federal funds expenditures in the Appropriated Sponsored Programs line item and the Schools of Choice line item. Finally, the bill reflects adjustments to more accurately depict spending from Charter School Institute cash and reappropriated sources that are shown for informational purposes.

INFORMATIONAL FUNDS ADJUSTMENT						
	TOTAL FUNDS	GENERAL FUND	CASH FUNDS	REAPPROPRIATED FUNDS	FEDERAL FUNDS	FTE
Adjust Appropriated Sponsored Programs	\$426,237,026	\$0	\$0	\$0	\$426,237,026	0.0
CSI informational funds adjustments	25,140,000	0	1,340,000	23,800,000	0	0.0
Adjust Schools of Choice Info funds	299,658	0	0	0	299,658	0.0
<b>TOTAL</b>	<b>\$451,676,684</b>	<b>\$0</b>	<b>\$1,340,000</b>	<b>\$23,800,000</b>	<b>\$426,536,684</b>	<b>0.0</b>

**STATE SHARE OF TOTAL PROGRAM FUNDING INCREASE:** The bill includes an increase of \$172.5 million total funds (including an increase of \$194.9 million General Fund that is partially offset by a decrease in cash funds) for the State Share of Districts' Total Program Funding. Pursuant to current law, the bill includes the state funding necessary to maintain the budget stabilization factor in FY 2022-23 at the final level approved for FY 2021-22 (\$503,267,250).

**CSI MILL LEVY EQUALIZATION:** The bill includes a \$7,000,000 General Fund increase, above base funding of \$9,000,000, for mill levy equalization for Charter School Institute (CSI) charter schools. A matching amount of reappropriated funds provides related spending authority. Many school districts throughout the state have received voter permission to raise local tax revenue above the approved state per-pupil operating revenue amount (PPOR). However, charter schools that are authorized by the CSI instead of their local school district do not have access to such additional local mill levy support. This funding helps to address the disparate revenue available to CSI charter schools versus schools operating within the same region that are authorized by their local school district, reducing the gap in per pupil funding available for CSI schools compared to other public schools.

**CHARTER SCHOOL CAPITAL CONSTRUCTION ASSISTANCE:** The bill includes a \$10.4 million cash fund increase for the State Aid for Charter School Facilities line item based on a statutory formula adopted in H.B. 19-1055. This

formula annually adjusts the share of funding for public school capital construction assistance that is directed to charter school facilities from the State Education Fund and Marijuana Excise Tax revenue.

**SCHOOL TRANSFORMATION GRANT PROGRAM:** The bill includes \$2,000,000 General Fund to expand access to existing and new evidence-based supports for schools identified as underperforming under the Colorado state accountability system. The increase is projected to serve an additional 38 schools every year, beyond the 21 state-identified schools and 9 districts with state-identified schools last year. In 2019-20, 100 schools were identified using the state accountability criteria (as opposed to the parallel, but different, federal criteria), and schools identified through the state system must typically receive services funded with state, rather than federal, resources. The increase will allow more schools and school districts to participate in the program, with the goal of improving student outcomes.

**CENTRALLY APPROPRIATED LINE ITEMS:** The bill includes adjustments to centrally-appropriated line items, as detailed in the table below.

CENTRALLY APPROPRIATED LINE ITEMS						
	TOTAL FUNDS	GENERAL FUND	CASH FUNDS	REAPPROPRIATED FUNDS	FEDERAL FUNDS	FTE
Salary survey	\$1,563,472	\$556,834	\$215,041	\$156,919	\$634,678	0.0
Payment to risk management and property funds	265,721	265,721	0	0	0	0.0
Indirect cost assessment	125,301	0	(120,063)	0	245,364	0.0
Family Medical Leave Insurance	106,042	37,264	13,122	12,340	43,316	0.0
Health, life, and dental	55,461	(293,673)	(103,987)	273,546	179,575	0.0
Shift differential	45,244	45,244	0	0	0	0.0
Food service and housekeeping compensation	32,738	32,738	0	0	0	0.0
Temporary employees to cover authorized leave	29,961	29,961	0	0	0	0.0
Leased space adjustment	23,776	24,277	410	(14,127)	13,216	0.0
CORE adjustment	4,744	2,372	1,838	534	0	0.0
Fund split adjustments for centrally-appropriated amounts	0	0	24,264	(24,264)	0	0.0
Adjustment to PERA Direct Distribution	(668,497)	(668,497)	0	0	0	0.0
Payments to OIT	(264,494)	(191,301)	(2,090)	(71,103)	0	0.0
Legal services	(158,074)	(92,276)	(61,797)	(4,001)	0	0.0
PERA Direct Distribution	(55,189)	(24,807)	(46,717)	16,335	0	0.0
AED	(47,645)	(71,489)	(82,111)	91,976	13,979	0.0
SAED	(47,645)	(71,489)	(82,111)	91,976	13,979	0.0
Capitol Complex leased space	(37,285)	(14,812)	(4,467)	(3,626)	(14,380)	0.0
COWINS Partnership Agreement	(28,009)	(5,696)	(1,021)	(7,020)	(14,272)	0.0
Workers' compensation	(22,206)	(10,669)	(2,897)	(750)	(7,890)	0.0
ALJ services	(5,810)	0	(4,807)	(1,003)	0	0.0
Short-term disability	(2,072)	(2,532)	(2,678)	2,883	255	0.0
Vehicle lease payments	(738)	(738)	0	0	0	0.0
<b>TOTAL</b>	<b>\$914,796</b>	<b>(\$453,568)</b>	<b>(\$260,071)</b>	<b>\$520,615</b>	<b>\$1,107,820</b>	<b>0.0</b>

**DEPARTMENTAL STAFFING INFRASTRUCTURE:** The bill includes \$909,696 total funds and 11.2 FTE, including \$834,184 General Fund and \$75,512 cash funds (Public School Capital Construction Assistance Fund), with second-year impacts of \$973,049 total funds and 12.2 FTE, including \$897,537 General Fund and \$75,512 cash funds, for additional staff to meet increased statutory requirements and serve school districts' ongoing programmatic needs. Costs in out-years will also include centrally appropriated amounts estimated at \$204,137. Department responsibilities have grown over the last 17 years, due largely to legislative actions, and the bill funds support staff to address related demands. This includes 2.0 purchasing agents, 0.5 human resources officers, 1.0 payroll support officer, 1.0 data and evaluation lead, 1.0 B.E.S.T. regional program manager (time limited to two years), 0.5 communications professionals, 1.2 FTE for a senior consultant to help support the Colorado Commission on Indian Affairs, and 5.0 FTE information management systems staff.

**IMPROVING SCHOOLVIEW DATA DASHBOARD:** The bill includes funding to improve data quality, accessibility, and transparency in the State's school and district dashboard, SchoolView. The funding includes \$467,374 General Fund



and 1.8 FTE, annualizing to \$159,867 General Fund and 1.5 FTE, plus centrally appropriated amounts, in FY 2023-24, and further annualizing to \$119,283 and 1.0 FTE, plus centrally appropriated amounts, in FY 2024-25. This initiative will replace the current outdated technology and make it easier for parents to find and understand and will increase accessibility for people with disabilities. The current SchoolView system was added in 2001 and uses Oracle Application Development Framework technology, which is difficult and costly for the Department to maintain. Over the past seven years, the Department has strategically improved sections of the data infrastructure to align with various modernization efforts. The additional FTE added will facilitate the buildout of the presentation layer of state's data warehouse, ensuring full use of the new reporting capabilities available via a previously-acquired Tableau Server. The funding will enable the State to hire a data warehouse designer/developer and will also enable the Department to contract externally for specialized skills needed to expedite the SchoolView improvement process.

**CO SCHOOL FOR THE DEAF AND THE BLIND TEACHER SALARY INCREASE:** The bill includes an increase of \$251,435 General Fund for FY 2022-23, annualizing to \$145,625 General Fund in FY 2023-24, for teachers at the Colorado School for the Deaf and the Blind (CSDB). The increase is to provide staff step increases consistent with the Colorado Springs District 11 pay scale and provide incentives for hard-to-fill positions. The District 11 Board of Education and the Colorado Springs Education Association agreed to a 1.5 percent increase to the salary schedule, as well as one step movement on the step system, equating to approximately a 2.0 percent increase; and teachers will receive a 3.0 percent one-time non-recurring compensation payment. The bill provides funding to match these increases for CSDB teachers and also adds \$1,377 for many staff to ensure all teachers at the school receive a "hard-to-fill position" increment. This increment was previously provided only for new hires. The funding associated with the 3.0 percent non-recurring bonus is eliminated in FY 2023-24.

**SCHOOL NUTRITION PROGRAM ADJUSTMENT:** The bill provides an increase of \$250,000 General Fund for school nutrition programs, partially restoring a \$550,000 General Fund reduction applied in FY 2021-22. The increase is expected to be sufficient to fully cover state costs for the Child Nutrition School Lunch Protection Program based on the assumption that federal nutrition programs will return to normal operations in FY 2022-23 and the Department's long-term demand projections. This program provides a state subsidy to provide free lunch for students who otherwise qualify for reduced price lunch under federal rules.

**SPENDING AUTHORITY FOR CSI INTEREST EARNINGS:** The bill adds \$209,923 cash funds spending authority to enable the Charter School Institute (CSI) to spend interest that accumulates in the Mill Levy Equalization Fund. Because expenditures from this fund are subject to appropriation, CSI cannot spend the money without an appropriation. The amount is based on the interest projected to be available in the fund at the end of FY 2021-22.

**INCREASE FOR READING SERVICES FOR THE BLIND:** The bill adds \$100,000 cash funds from the Disabled Telephone Users Fund to Library Programs to support the Audio Information Network.

**OPERATING EXPENSES FOR THE STATE BOARD OF EDUCATION:** The bill includes \$82,074 General Fund and 0.5 FTE, annualizing to \$94,077 General Fund and 0.5 FTE, plus centrally appropriated amounts, for additional resources for the State Board of Education. This includes funding for the expenses for two new State Board members, required due to the addition of an eighth congressional district representative and an at-large member beginning January 2023; a security contract for two state troopers to staff the Board's in-person meetings (hourly contracts for twice per month meetings); and 0.5 FTE for information technology technical support during board meetings.

**SCHOOL FOR THE DEAF AND THE BLIND DISHWASHING MACHINE:** The bill includes a one-time appropriation of \$65,000 General Fund to replace the industrial dish washing machine at the Colorado School for the Deaf and the Blind, which is over 18 years old and difficult to maintain.

**SCHOOL FOR THE DEAF AND THE BLIND - OTHER ADJUSTMENTS:** The bill includes various adjustments to amounts and funding sources in the Colorado School for the Deaf and the Blind including: an increase of \$15,000 reappropriated funds to enable the school to expend funds received from categorical program line items in the H.B. 22-1329 Budget Package Narrative

Department of Education based on its student population; an increase of \$10,155 General Fund to address increases in utilities rates charged by Colorado Springs utilities; and an increase of \$16,957 in reappropriated funds transferred from the Facility Schools line item in lieu of General Fund, making a larger portion of funding for the school dependent upon FY 2022-23 enrollment.

**B.E.S.T. PROGRAM PROPERTY ASSESSMENTS:** The bill includes an increase of \$15,000 cash funds to restore funding for school property assessments contracted by the Building Excellent Schools Today (B.E.S.T.) program.

**INDIRECT COST ADJUSTMENTS:** The bill includes adjustments to apply indirect cost recoveries earned in FY 2022-23 and \$500,000 from the Indirect Costs Excess Recoveries Fund to offset General Fund otherwise required. These adjustments allow an additional \$127,543 General Fund to be offset with indirect cost recoveries in FY 2022-23, after accounting for increases in the use of indirect cost recoveries in centrally appropriated line items.

**INFORMATION TECHNOLOGY SERVICES FUND SOURCE ADJUSTMENT:** The bill includes \$103,331 General Fund in lieu of \$103,331 reappropriated from the State Share of Districts' Total Program Funding line item. This change allows the appropriations in the State Share of Districts' Total Program Funding to be distributed to school districts, rather than diverted to support the Department's administrative costs in the Information Technology Services line item.

**OTHER:** The bill includes other net zero fund source adjustments, including adjustments to the share of appropriations from the General Fund versus the General Fund Exempt Account.

**ANNUALIZE PRIOR YEAR LEGISLATION:** The bill includes adjustments for the out-year impacts of prior year legislation. The largest component is a reduction of \$91.4 million cash funds to annualize the mid-year school finance adjustment, but the appropriation also includes many other adjustments related to prior year legislation, as reflected in the table below.

ANNUALIZE PRIOR YEAR LEGISLATION						
	TOTAL FUNDS	GENERAL FUND <sup>1</sup>	CASH FUNDS	REAPPROPRIATED FUNDS	FEDERAL FUNDS	FTE
HB 20-1427 Cigarette tobacco and nicotine tax	\$5,000,000	\$0	\$5,000,000	\$0	\$0	0.0
SB18-200 PERA unfunded liability	225,897	80,936	25,221	26,101	93,639	0.0
SB 21-185 Supporting educator workforce in CO	97,254	97,254	0	0	0	1.4
SB 21-106 Successful high school transitions	70,037	70,037	0	0	0	0.0
HB 21-1304 Early childhood systems	1,920	1,920	0	0	0	0.1
SB 21-115 Annual funding for talking book library	0	0	0	0	0	2.7
HB 22-1186 Mid-year School Finance	(91,433,760)	0	(91,433,760)	0	0	0.0
SB 21-275 Child Find responsibilities	(6,888,983)	0	0	(6,888,983)	0	0.0
SB 21-274 Sustainable model to serve facility students	(6,200,000)	(6,200,000)	0	0	0	0.0
HB 21-1264 Workforce development increase worker skills	(5,000,000)	0	(5,000,000)	0	0	0.0
SB 21-268 Public school finance	(3,003,081)	496,919	(3,500,000)	0	0	0.0
HB 21-1104 Extend Educator License Fees	(2,922,976)	(2,922,976)	0	0	0	0.0
HB 19-1002 Leadership professional development for school principals	(751,616)	(751,616)	0	0	0	(1.0)
HB19-1236 Workforce Diploma Pilot Program	(212,878)	(212,878)	0	0	0	(0.2)
HB 20-1032 Timing K-12 education standards review	(131,515)	(131,515)	0	0	0	0.0
HB 19-1134 ID and Intervention Students with Dyslexia	(127,973)	(127,973)	0	0	0	0.0
SB 21-151 Literacy curriculum transparency	(70,000)	0	(70,000)	0	0	0.0
HB 21-1087 Teaching and learning conditions survey	(53,500)	(53,500)	0	0	0	0.0
HB 21-1294 K-12 Accountability systems audit	(52,000)	(52,000)	0	0	0	0.0
HB 08-1384 Teacher quality recruitment retention	(50,000)	(50,000)	0	0	0	0.0
HB 21-1273 CDE report on school psychologists	(35,000)	(35,000)	0	0	0	0.0
HB 21-1010 Diverse K-12 educator workforce report	(20,115)	(20,115)	0	0	0	(0.3)
SB 21-056 Expand cannabis-based medicine at schools	(15,419)	(15,419)	0	0	0	0.0
HB 21-1200 Revise student financial literacy standards	(4,888)	(4,888)	0	0	0	(0.1)
HB 21-1234 Supplemental education high impact tutoring	(1,622)	(1,622)	0	0	0	0.1
<b>TOTAL</b>	<b>(\$111,580,218)</b>	<b>(\$9,832,436)</b>	<b>(\$94,978,539)</b>	<b>(\$6,862,882)</b>	<b>\$93,639</b>	<b>2.7</b>

**ADJUST SPENDING AUTHORITY FOR B.E.S.T. CASH GRANTS:** The bill reduces spending authority for cash grants from the Public School Capital Construction Assistance Fund from \$160.0 million to \$110.0 million, consistent with the amount anticipated to be available for cash grants for public school renovation and construction projects from the B.E.S.T Program in FY 2022-23.

**FACILITY SCHOOLS ADJUSTMENT:** The bill reduces the appropriation in the Facility Schools Funding line item by \$5,134,050 cash funds from the State Education Fund, from \$17.4 million to \$12.3 million, to more closely align the appropriation with enrollment in facilities schools, which is estimated at 927 in FY 2022-23. (A separate budget package bill distributes \$5.1 million to facility schools as supplemental payments in FY 2022-23, pending recommendations from the Facility Schools Workgroup and an anticipated change to the method for funding facility schools in FY 2023-24.)

**ELIMINATE UNUSED SPENDING AUTHORITY:** The bill eliminates \$253,111 cash funds spending authority for grants to more closely align spending authority with anticipated revenue.

**ANNUALIZE PRIOR YEAR BUDGET ACTIONS:** The bill includes adjustments for the out-year impacts of prior year budget actions. In this department, this reflects the second year impact of FY 2021-22 salary survey awards.

## SUMMARY OF CHANGES BY LONG BILL DIVISION

SUMMARY TABLE FOR DEPARTMENT OF EDUCATION						
	TOTAL FUNDS	GENERAL FUND <sup>1</sup>	CASH FUNDS	REAPPROPRIATED FUNDS	FEDERAL FUNDS	FTE
FY 2021-22 Appropriation	\$6,432,027,105	\$4,294,161,543	\$1,469,771,240	\$47,339,278	\$620,755,044	614.4
Long Bill supplemental	0	0	0	0	0	0.0
<b>FY 2021-22 Adjusted Appropriation</b>	<b>\$6,432,027,105</b>	<b>\$4,294,161,543</b>	<b>\$1,469,771,240</b>	<b>\$47,339,278</b>	<b>\$620,755,044</b>	<b>614.4</b>
<b>CHANGES FROM FY 2021-22 BY LONG BILL DIVISION</b>						
Management and Administration	\$37,654,813	\$4,605,168	\$1,149,416	\$31,295,607	\$604,622	14.1
Assistance to Public Schools	447,786,277	189,742,732	(162,165,010)	(6,868,018)	427,076,573	(0.6)
Library Programs	681,821	524,873	0	100,000	56,948	2.7
School for the Deaf and the Blind	740,283	667,602	0	72,681	0	0.0
<b>TOTAL FY 2022-23 LONG BILL APPROPRIATION</b>	<b>\$6,918,890,299</b>	<b>\$4,489,701,918</b>	<b>\$1,308,755,646</b>	<b>\$71,939,548</b>	<b>\$1,048,493,187</b>	<b>630.6</b>
\$ Change from prior year	\$486,863,194	\$195,540,375	(\$161,015,594)	\$24,600,270	\$427,738,143	16.2
% Change from prior year	7.6%	3.6%	(11.0%)	52.0%	68.9%	2.6%

<sup>1</sup> Includes General Fund Exempt. See Appendix D for more information.

## APPROPRIATION DETAIL BY LONG BILL DIVISION

**MANAGEMENT AND ADMINISTRATION:** This section provides funding and staff for the State Board of Education, for the administration of a variety of programs, and for general department administration, including human resources, budgeting, accounting, information management, and facilities maintenance. This section also includes funding for licensing educators, the Division of On-line Learning, administration of the Colorado Student Assessment Program, and the State Charter School Institute.

MANAGEMENT AND ADMINISTRATION						
	TOTAL FUNDS	GENERAL FUND	CASH FUNDS	REAPPROPRIATED FUNDS	FEDERAL FUNDS	FTE
<b>FY 2021-22 Appropriation</b>	<b>\$125,214,588</b>	<b>\$32,608,307</b>	<b>\$33,382,705</b>	<b>\$34,738,492</b>	<b>\$24,485,084</b>	<b>169.2</b>
<b>CHANGES FROM FY 2021-22 APPROPRIATION</b>						
Informational funds adjustment	\$25,439,658	\$0	\$1,340,000	\$23,800,000	\$299,658	0.0
CSI mill levy equalization	14,000,000	7,000,000	0	7,000,000	0	0.0
Departmental staffing infrastructure	834,184	834,184	0	0	0	10.2
Centrally appropriated line items	583,496	(542,921)	(260,071)	520,615	865,873	0.0
Improving SchoolView data dashboard	467,374	467,374	0	0	0	1.8
Spending authority for CSI interest earnings	209,923	0	209,923	0	0	0.0
Operating expenses for the State Board of Education	82,074	82,074	0	0	0	0.5
Indirect cost adjustments	0	(127,543)	0	127,543	0	0.0
Information Technology Services fund source adjustment	0	103,331	0	(103,331)	0	0.0
Annualize prior year legislation	(2,843,795)	(2,877,177)	10,823	14,701	7,858	1.6
Annualize prior year budget actions	(1,118,101)	(334,154)	(151,259)	(63,921)	(568,767)	0.0
<b>TOTAL FY 2022-23 LONG BILL APPROPRIATION</b>	<b>\$162,869,401</b>	<b>\$37,213,475</b>	<b>\$34,532,121</b>	<b>\$66,034,099</b>	<b>\$25,089,706</b>	<b>183.3</b>
\$ Change from prior year	\$37,654,813	\$4,605,168	\$1,149,416	\$31,295,607	\$604,622	14.1
% Change from prior year	30.1%	14.1%	3.4%	90.1%	2.5%	8.3%

**ASSISTANCE TO PUBLIC SCHOOLS:** This section includes all funding that is distributed to public schools or is used to directly support public schools. This section is comprised of the following subsections:

- 1 Public School Finance
- 2 Categorical Programs
- 3 Grant Programs, Distributions, and Other Assistance
- 4 Indirect Cost Assessment

ASSISTANCE TO PUBLIC SCHOOLS						
	TOTAL FUNDS	GENERAL FUND <sup>1</sup>	CASH FUNDS	REAPPROPRIATED FUNDS	FEDERAL FUNDS	FTE
FY 2021-22 Appropriation	\$6,279,369,836	\$4,243,069,846	\$1,435,031,122	\$8,290,845	\$592,978,023	229.9
Long Bill supplemental	0	0	0	0	0	0.0
<b>FY 2021-22 Adjusted Appropriation</b>	<b>\$6,279,369,836</b>	<b>\$4,243,069,846</b>	<b>\$1,435,031,122</b>	<b>\$8,290,845</b>	<b>\$592,978,023</b>	<b>229.9</b>
<b>CHANGES FROM FY 2021-22 APPROPRIATION</b>						
Informational funds adjustment	\$426,237,026	\$0	\$0	\$0	\$426,237,026	0.0
State share of total program increase	172,507,396	194,902,854	(22,395,458)	0	0	0.0
Charter school capital construction assistance	10,392,356	0	10,392,356	0	0	0.0
Increase for School Transformation Grant Program	2,000,000	2,000,000	0	0	0	0.0
Annualize prior year budget actions	748,176	87,700	124,103	17,091	519,282	0.0
School nutrition program adjustment	250,000	250,000	0	0	0	0.0
Centrally appropriated line items	241,947	0	0	0	241,947	0.0
Departmental staffing infrastructure	75,512	0	75,512	0	0	1.0
B.E.S.T. Program property assessments	15,000	0	15,000	0	0	0.0
Other	0	0	0	0	0	0.0
Annualize prior year legislation	(109,293,975)	(7,497,822)	(94,989,362)	(6,885,109)	78,318	(1.6)
Adjust spending authority for BEST cash grants	(50,000,000)	0	(50,000,000)	0	0	0.0

ASSISTANCE TO PUBLIC SCHOOLS						
	TOTAL FUNDS	GENERAL FUND <sup>1</sup>	CASH FUNDS	REAPPROPRIATED FUNDS	FEDERAL FUNDS	FTE
Facility schools adjustment	(5,134,050)	0	(5,134,050)	0	0	0.0
Eliminate unused spending authority	(253,111)	0	(253,111)	0	0	0.0
<b>TOTAL FY 2022-23 LONG BILL APPROPRIATION</b>	<b>\$6,727,156,113</b>	<b>\$4,432,812,578</b>	<b>\$1,272,866,112</b>	<b>\$1,422,827</b>	<b>\$1,020,054,596</b>	<b>229.3</b>
\$ Change from prior year	\$447,786,277	\$189,742,732	(\$162,165,010)	(\$6,868,018)	\$427,076,573	(0.6)
% Change from prior year	7.1%	4.2%	(11.3%)	(82.8%)	72.0%	(0.3%)

<sup>1</sup> Includes General Fund Exempt. See Appendix D for more information.

## ASSISTANCE TO PUBLIC SCHOOLS SUBSECTION DETAIL

*PUBLIC SCHOOL FINANCE:* This subsection reflects appropriations related to the state share of funding required pursuant to the School Finance Act of 1994, as amended. The local share of public school funding is not reflected in the appropriation to the Department.

ASSISTANCE TO PUBLIC SCHOOLS, PUBLIC SCHOOL FINANCE						
	TOTAL FUNDS	GENERAL FUND <sup>1</sup>	CASH FUNDS	REAPPROPRIATED FUNDS	FEDERAL FUNDS	FTE
FY 2021-22 Appropriation	\$4,843,227,263	\$4,042,640,860	\$800,586,403	\$0	\$0	18.4
Long Bill supplemental	0	0	0	0	0	0.0
<b>FY 2021-22 Adjusted Appropriation</b>	<b>\$4,843,227,263</b>	<b>\$4,042,640,860</b>	<b>\$800,586,403</b>	<b>\$0</b>	<b>\$0</b>	<b>18.4</b>
CHANGES FROM FY 2021-22 APPROPRIATION						
State share of total program increase	\$172,507,396	\$194,902,854	(\$22,395,458)	\$0	\$0	0.0
Annualize prior year budget actions	47,585	45,036	2,549	0	0	0.0
Fund source adjustment	0	0	0	0	0	0.0
Annualize prior year legislation	(86,427,807)	5,657	(86,433,464)	0	0	0.0
<b>TOTAL FY 2022-23 LONG BILL APPROPRIATION</b>	<b>\$4,929,354,437</b>	<b>\$4,237,594,407</b>	<b>\$691,760,030</b>	<b>\$0</b>	<b>\$0</b>	<b>18.4</b>
\$ Change from prior year	\$86,127,174	\$194,953,547	(\$108,826,373)	\$0	\$0	0.0
% Change from prior year	1.8%	3.8%	(13.6%)	n/a	n/a	0.0%

<sup>1</sup> Includes General Fund Exempt. See Appendix D for more information.

*CATEGORICAL PROGRAMS:* This subsection includes appropriations for all "categorical programs", which are programs designed to serve particular groups of students (e.g., students with limited English proficiency) or particular student needs (e.g., transportation). The passage of Amendment 23 in 2000 defined this group of programs in Section 17 (2)(a) of Article IX of the State Constitution.

ASSISTANCE TO PUBLIC SCHOOLS, CATEGORICAL PROGRAMS						
	TOTAL FUNDS	GENERAL FUND	CASH FUNDS	REAPPROPRIATED FUNDS	FEDERAL FUNDS	FTE
<b>FY 2021-22 Appropriation</b>	<b>\$529,534,761</b>	<b>\$163,765,474</b>	<b>\$198,047,372</b>	<b>\$191,090</b>	<b>\$167,530,825</b>	<b>73.1</b>
CHANGES FROM FY 2021-22 APPROPRIATION						
Annualize prior year budget actions	\$272,920	\$0	\$0	\$0	\$272,920	0.0
Annualize prior year legislation	41,162	0	0	0	41,162	0.0
<b>TOTAL FY 2022-23 LONG BILL APPROPRIATION</b>	<b>\$529,848,843</b>	<b>\$163,765,474</b>	<b>\$198,047,372</b>	<b>\$191,090</b>	<b>\$167,844,907</b>	<b>73.1</b>
\$ Change from prior year	\$314,082	\$0	\$0	\$0	\$314,082	0.0
% Change from prior year	0.1%	0.0%	0.0%	0.0%	0.2%	0.0%

**GRANT PROGRAMS, DISTRIBUTIONS, AND OTHER ASSISTANCE:** This subsection includes funding for a variety of education-related grant programs and programs that distribute funds to public schools, other than those programs that are defined as categorical programs.

ASSISTANCE TO PUBLIC SCHOOLS, GRANT PROGRAMS, DISTRIBUTIONS, AND OTHER ASSISTANCE						
	TOTAL FUNDS	GENERAL FUND	CASH FUNDS	REAPPROPRIATED FUNDS	FEDERAL FUNDS	FTE
<b>FY 2021-22 Appropriation</b>	\$903,012,699	\$36,663,512	\$436,372,347	\$8,044,184	\$421,932,656	138.4
<b>CHANGES FROM FY 2021-22 APPROPRIATION</b>						
Informational funds adjustment	\$426,237,026	\$0	\$0	\$0	\$426,237,026	0.0
Charter school capital construction assistance	10,392,356	0	10,392,356	0	0	0.0
School Transformation Grant Program	2,000,000	2,000,000	0	0	0	0.0
Annualize prior year budget actions	427,671	42,664	121,554	17,091	246,362	0.0
School nutrition program adjustment	250,000	250,000	0	0	0	0.0
Departmental staffing infrastructure	75,512	0	75,512	0	0	1.0
B.E.S.T. program property assessments	15,000	0	15,000	0	0	0.0
Other	0	0	0	0	0	0.0
Adjust spending authority for BEST cash grants	(50,000,000)	0	(50,000,000)	0	0	0.0
Annualize prior year legislation	(22,907,330)	(7,503,479)	(8,555,898)	(6,885,109)	37,156	(1.6)
Facility schools adjustment	(5,134,050)	0	(5,134,050)	0	0	0.0
Eliminate unused spending authority	(253,111)	0	(253,111)	0	0	0.0
<b>TOTAL FY 2022-23 LONG BILL APPROPRIATION</b>	<b>\$1,264,115,773</b>	<b>\$31,452,697</b>	<b>\$383,033,710</b>	<b>\$1,176,166</b>	<b>\$848,453,200</b>	<b>137.8</b>
\$ Change from prior year	\$361,103,074	(\$5,210,815)	(\$53,338,637)	(\$6,868,018)	\$426,520,544	(0.6)
% Change from prior year	40.0%	(14.2%)	(12.2%)	(85.4%)	101.1%	(0.4%)

**INDIRECT COST ASSESSMENT:** This subsection reflects all of the indirect cost assessments against fund sources within the Assistance to Public Schools division. Major fund sources include federal funds in the Special Education Programs for Children with Disabilities line item and the Appropriated Sponsored Programs line item, with relatively minor contributions from cash and reappropriated fund sources within the division.

ASSISTANCE TO PUBLIC SCHOOLS, INDIRECT COST ASSESSMENT						
	TOTAL FUNDS	GENERAL FUND	CASH FUNDS	REAPPROPRIATED FUNDS	FEDERAL FUNDS	FTE
<b>FY 2021-22 Appropriation</b>	\$3,595,113	\$0	\$25,000	\$55,571	\$3,514,542	0.0
<b>CHANGES FROM FY 2021-22 APPROPRIATION</b>						
Centrally appropriated line items	\$241,947	\$0	\$0	\$0	\$241,947	0.0
<b>TOTAL FY 2022-23 LONG BILL APPROPRIATION</b>	<b>\$3,837,060</b>	<b>\$0</b>	<b>\$25,000</b>	<b>\$55,571</b>	<b>\$3,756,489</b>	<b>0.0</b>
\$ Change from prior year	\$241,947	\$0	\$0	\$0	\$241,947	0.0
% Change from prior year	6.7%	n/a	0.0%	0.0%	6.9%	n/a

**LIBRARY PROGRAMS:** This section contains appropriations for all library-related programs. There are approximately 1,550 publicly-funded libraries in Colorado, including institutional libraries (e.g., nursing homes, correctional institutions, etc.), as well as libraries operated by school districts, higher education institutions, and counties and municipalities. General Fund and federal funds provide the majority of support for library programs, including the Imagination Library program. Transfers from the Colorado Telephone Users with Disabilities Fund to support the

Colorado Talking Book Library, as well as privately operated reading services for the blind are reflected as reappropriated funds.

LIBRARY PROGRAMS						
	TOTAL FUNDS	GENERAL FUND	CASH FUNDS	REAPPROPRIATED FUNDS	FEDERAL FUNDS	FTE
FY 2021-22 Appropriation	\$10,164,833	\$5,825,483	\$287,413	\$760,000	\$3,291,937	38.1
Long Bill supplemental	0	0	0	0	0	0.0
<b>FY 2021-22 Adjusted Appropriation</b>	<b>\$10,164,833</b>	<b>\$5,825,483</b>	<b>\$287,413</b>	<b>\$760,000</b>	<b>\$3,291,937</b>	<b>38.1</b>
CHANGES FROM FY 2021-22 APPROPRIATION						
Annualize prior year legislation	\$508,092	\$500,629	\$0	\$0	\$7,463	2.7
Increase for Reading Services for the Blind	100,000	0	0	100,000	0	0.0
Annualize prior year budget actions	73,729	24,244	0	0	49,485	0.0
<b>TOTAL FY 2022-23 LONG BILL APPROPRIATION</b>	<b>\$10,846,654</b>	<b>\$6,350,356</b>	<b>\$287,413</b>	<b>\$860,000</b>	<b>\$3,348,885</b>	<b>40.8</b>
\$ Change from prior year	\$681,821	\$524,873	\$0	\$100,000	\$56,948	2.7
% Change from prior year	6.7%	9.0%	0.0%	13.2%	1.7%	7.1%

**SCHOOL FOR THE DEAF AND THE BLIND:** The Colorado School for the Deaf and the Blind (CSDB) provides educational services for children throughout the state who are deaf, hearing impaired, blind, or visually impaired, and under the age of 21. In FY 2020-21, the School had an on-campus enrollment of 160 students (ages 3 to 21), including 100 deaf/hard of hearing students and 60 blind/visually impaired students, representing a significant decrease from FY 2019-20 enrollment of 200. In addition to the on-campus enrollment, the school provided in-home services to 594 children from birth to age 3 (and their families) through the early intervention (CO-Hears) program and 166 children from birth to age 8 through the Early Literacy Development Initiative (ELDI). The school also provided outreach services to 132 school-age students being served in local districts, supported in part by fees paid by the local school districts.

SCHOOL FOR THE DEAF AND THE BLIND						
	TOTAL FUNDS	GENERAL FUND	CASH FUNDS	REAPPROPRIATED FUNDS	FEDERAL FUNDS	FTE
<b>FY 2021-22 Appropriation</b>	<b>\$17,277,848</b>	<b>\$12,657,907</b>	<b>\$1,070,000</b>	<b>\$3,549,941</b>	<b>\$0</b>	<b>177.2</b>
CHANGES FROM FY 2021-22 APPROPRIATION						
Annualize prior year budget actions	\$259,880	\$226,682	\$0	\$33,198	\$0	0.0
CO School for the Deaf and the Blind teacher salary increase	251,435	251,435	0	0	0	0.0
Centrally appropriated line items	89,353	89,353	0	0	0	0.0
School for the Deaf and the Blind dishwashing machine	65,000	65,000	0	0	0	0.0
Annualize prior year legislation	49,460	41,934	0	7,526	0	0.0
School for the Deaf and the Blind - other adjustments	25,155	(6,802)	0	31,957	0	0.0
<b>TOTAL FY 2022-23 LONG BILL APPROPRIATION</b>	<b>\$18,018,131</b>	<b>\$13,325,509</b>	<b>\$1,070,000</b>	<b>\$3,622,622</b>	<b>\$0</b>	<b>177.2</b>
\$ Change from prior year	\$740,283	\$667,602	\$0	\$72,681	\$0	0.0
% Change from prior year	4.3%	5.3%	0.0%	2.0%	n/a	0.0%

# OFFICE OF THE GOVERNOR

**Description:** The Department is comprised of the Office of the Governor, the Office of the Lieutenant Governor, the Office of State Planning and Budgeting, the Office of Economic Development and International Trade, and the Governor’s Office of Information Technology.

GOVERNOR - LIEUTENANT GOVERNOR - STATE PLANNING AND BUDGETING						
	TOTAL FUNDS	GENERAL FUND	CASH FUNDS	REAPPROPRIATED FUNDS	FEDERAL FUNDS	FTE
<b>FY 2021-22 Appropriation</b>	<b>\$445,953,677</b>	<b>\$64,305,812</b>	<b>\$84,850,988</b>	<b>\$290,029,415</b>	<b>\$6,767,462</b>	<b>1,189.8</b>
<b>CHANGES FROM FY 2021-22 APPROPRIATION</b>						
(OIT) Interagency spending authority	\$14,793,497	\$0	\$0	\$14,793,497	\$0	28.0
Technical changes	10,000,000	0	(40,000,000)	0	50,000,000	0.0
(OEDIT) EcoDevo for coal communities	10,000,000	5,000,000	0	5,000,000	0	0.0
Centrally appropriated line items	5,739,474	1,316,492	363,181	3,989,694	70,107	0.0
(CEO) Cannabis resource optimization	2,000,000	2,000,000	0	0	0	0.6
(OEDIT) Support local EcoDevo Orgs	2,000,000	1,000,000	0	1,000,000	0	0.0
(OIT) Accessibility program	1,650,903	1,650,903	0	0	0	4.6
Prior year budget actions	1,351,523	358,880	0	992,643	0	1.5
Impacts driven by other agencies	763,734	0	0	763,734	0	8.0
Indirect cost adjustment	448,811	120,328	81,353	236,064	11,066	0.0
(GOV) Staff for Governor's Office	413,436	413,436	0	0	0	5.6
(OIT) Testing solutions support	341,210	0	0	341,210	0	3.7
(OIT) Veterans cybersecurity apprentices	276,697	0	0	276,697	0	2.7
(OEDIT) Fund CO Welcome Centers	250,000	250,000	0	0	0	0.0
(GOV) Medical-financial partnership	211,845	211,845	0	0	0	0.9
(LG) Serve Colorado	165,000	165,000	0	0	0	2.0
(OIT) PEAK call center staff	0	0	0	0	0	10.0
Prior year legislation	(44,742,035)	(16,742,382)	27,086,212	(5,085,865)	(50,000,000)	8.2
<b>TOTAL FY 2022-23 LONG BILL APPROPRIATION</b>	<b>\$451,617,772</b>	<b>\$60,050,314</b>	<b>\$72,381,734</b>	<b>\$312,337,089</b>	<b>\$6,848,635</b>	<b>1,265.6</b>
\$ Change from prior year	\$5,664,095	(\$4,255,498)	(\$12,469,254)	\$22,307,674	\$81,173	75.8
% Change from prior year	1.3%	(6.6%)	(14.7%)	7.7%	1.2%	6.4%

## DESCRIPTION OF INCREMENTAL CHANGES

The following annotations are utilized below to denote which office within the Governor’s Office is primarily impacted by a change item:

GOV	Office of the Governor
CEO	Colorado Energy Office
LG	Lieutenant Governor’s Office
OSPB	Office of State Planning and Budgeting
OEDIT	Office of Economic Development and International Trade
OIT	Governor’s Office of Information Technology

**(OIT) INTERAGENCY SPENDING AUTHORITY:** The bill includes an increase of \$14,793,497 reappropriated funds and 28.0 FTE in FY 2022-23 and beyond, to shift from budgeting and billing agencies for OIT Enterprise products and services through interagency agreements (IA) and cash appropriations to reappropriating funds to OIT to improve Long Bill transparency. The budgets for these IA staff and enterprise services will remain in the individual agency’s Long Bill operating budgets while OIT will receive the FTE and spending authority, **resulting in a net-zero impact to the state budget.** This funding impacts the statewide common policy and is included in the “OIT Budget



Package” item that appears in the JBC documents for other agencies. This funding helps OIT move to unified real-time billing and allows for a more complete picture of statewide appropriations for IT.

**TECHNICAL CHANGES:** The bill includes adjustments for technical changes made to account for differences in how JBC staff and Executive Branch staff recorded prior year appropriations for S.B. 21-291 Economic Recovery and Relief Fund, in which the budget reflects Cash Funds appropriations while the Executive Branch classified them as federal funds.

**(OEDIT) ECONOMIC DEVELOPMENT (EcoDEVO) FOR COAL COMMUNITIES:** The bill includes an increase of \$10.0 million total funds, which represents a double count for an appropriation of \$5.0 million General Fund to the Economic Development Commission’s “Strategic Fund” and an appropriation of \$5.0 million reappropriated funds to provide spending authority for the transferred funds. In conjunction with the Office of Just Transition, the Economic Development Commission will use the funds to assist coal communities in their transition away from coal-dependent economic development strategies by funding economic planning and investing in new businesses to provide wage replacement for displaced workers. The bill includes a footnote indicating the General Assembly’s intent that the funding is for Coal Transition communities.

**CENTRALLY APPROPRIATED LINE ITEMS:** The bill includes the following adjustments to centrally appropriated line items: state contributions for salary survey, health, life, and dental benefits; short-term disability; supplemental state contributions to the Public Employees' Retirement Association (PERA) pension fund; shift differential; salary survey; workers' compensation; legal services; payment to risk management and property funds; vehicle lease payments; Capitol complex leased space; payments to the Governor’s Office of Information Technology (OIT); and CORE operations summarized below:

CENTRALLY APPROPRIATED LINE ITEMS						
	TOTAL FUNDS	GENERAL FUND	CASH FUNDS	REAPPROPRIATED FUNDS	FEDERAL FUNDS	FTE
Salary survey	\$3,096,507	\$116,609	\$60,499	\$2,909,653	\$9,746	0.0
Risk management and property funds	760,119	241,461	0	518,658	0	0.0
Legal services	573,937	455,143	(45,194)	163,988	0	0.0
Health, life, and dental	306,742	241,452	125,193	(83,616)	23,713	0.0
AED	302,386	100,167	88,197	99,540	14,482	0.0
SAED	302,386	100,167	88,197	99,540	14,482	0.0
DPA Paid family leave	245,352	27,400	10,073	203,733	4,146	0.0
OIT Budget package	136,774	136,774	0	0	0	0.0
OIT FY20-21 Common policy trueup	116,613	116,613	0	0	0	0.0
(CEO) Leased space contract escalator	107,557	107,557	0	0	0	0.0
CORE adjustment	73,011	0	3,308	66,477	3,226	0.0
Capitol Complex leased space	53,706	1,852	0	51,854	0	0.0
Payments to OIT	27,808	27,808	0	0	0	0.0
Minimum wage adjustment	8,540	8,540	0	0	0	0.0
DPA CSEAP resources	7,547	7,547	0	0	0	0.0
Short-term disability	6,749	2,267	2,456	1,714	312	0.0
(OEDIT) Leased space contract escalator	6,124	6,124	0	0	0	0.0
Shift differential	3,166	0	0	3,166	0	0.0
PERA Direct Distribution	(284,803)	(286,922)	30,452	(28,333)	0	0.0
OIT CBMS Admin costs	(74,474)	(74,474)	0	0	0	0.0
Workers’ compensation	(33,387)	(6,966)	0	(26,421)	0	0.0
Vehicle lease payments	(2,886)	(12,627)	0	9,741	0	0.0
<b>TOTAL</b>	<b>\$5,739,474</b>	<b>\$1,316,492</b>	<b>\$363,181</b>	<b>\$3,989,694</b>	<b>\$70,107</b>	<b>0.0</b>

**(CEO) CANNABIS RESOURCE OPTIMIZATION:** The bill includes an increase of \$2.0 million General Fund and 0.6 FTE in FY 2022-23 to establish the Cannabis Resource Optimization Program (CROP). The program is designed to provide eligible cannabis cultivation businesses with no-cost technical resource use and renewable energy assessments to better understand energy and water use drivers and cost-effective resource management opportunities and provide financing to implement these recommendations. The CEO has identified a loan loss reserve or interest rate buydowns

as the most viable financial offerings for the industry. A report commissioned by CEO in 2018 concluded that the energy burden associated with cannabis cultivation is significant, with an estimated 2 percent of all electricity generated in the state being consumed by cannabis cultivation facilities and the usage of which make up one-third of cultivators operating costs.

**(OEDIT) SUPPORT LOCAL ECONOMIC DEVELOPMENT (ECODEVO) ORGANIZATIONS:** The bill includes an increase of \$2.0 million total funds, which represents a double count for an appropriation of \$1.0 million General Fund to the Economic Development Commission’s “Strategic Fund” and an appropriation of \$1.0 million reappropriated funds to provide spending authority for the transferred funds for OEDIT to support local economic development organizations. The funding includes a footnote stating the General Assembly’s intent that priority be given to organizations serving rural Colorado.

**(OIT) ACCESSIBILITY PROGRAM:** The bill includes an increase of \$1.7 million General Fund and 4.6 FTE in FY 2022-23, annualizing to \$1.8 million General Fund and 5.0 FTE in FY 2023-24 to improve the accessibility of State websites and other IT such as DMV kiosks.

**PRIOR YEAR BUDGET ACTIONS:** The bill includes adjustments for the out-year impact of prior year budget actions.

PRIOR YEAR BUDGET ACTIONS						
	TOTAL FUNDS	GENERAL FUND	CASH FUNDS	REAPPROPRIATED FUNDS	FEDERAL FUNDS	FTE
(OIT) Improve network stability	\$686,690	\$0	\$0	\$686,690	\$0	0.0
(OIT) Statewide data sharing pilot	306,689	0	0	306,689	0	1.5
Prior year salary survey	304,375	305,111	0	(736)	0	0.0
(GOV) FY21-22 Restore budget savings	34,900	34,900	0	0	0	0.0
(OEDIT) Advanced industries tax credit	18,869	18,869	0	0	0	0.0
<b>TOTAL</b>	<b>\$1,351,523</b>	<b>\$358,880</b>	<b>\$0</b>	<b>\$992,643</b>	<b>\$0</b>	<b>1.5</b>

**IMPACTS DRIVEN BY OTHER AGENCIES:** The bill includes an increase of \$1,033,396 total funds, including \$186,223 General Fund, for changes made in other agencies that effect appropriations to the Governor’s Office described below:

IMPACTS DRIVEN BY OTHER AGENCIES						
	TOTAL FUNDS	GENERAL FUND	CASH FUNDS	REAPPROPRIATED FUNDS	FEDERAL FUNDS	FTE
(OIT) Revenue DRIVES	\$1,203,497	\$0	\$0	\$1,203,497	\$0	8.0
(OIT) Public Health phones	222,125	0	0	222,125	0	0.0
(OIT) Healthcare Policy contractors	(661,888)	0	0	(661,888)	0	0.0
<b>TOTAL</b>	<b>\$763,734</b>	<b>\$0</b>	<b>\$0</b>	<b>\$763,734</b>	<b>\$0</b>	<b>8.0</b>

**INDIRECT COST ADJUSTMENT:** The bill includes an increase of \$448,811 total funds, including \$120,328 General Fund, to account for increased indirect cost collections to support centralized agency functions. The General Fund increases are in the Colorado Energy Office, the Office of State Planning and Budgeting, and the Office of Economic Development and International Trade.

**(GOV) STAFF FOR GOVERNOR’S OFFICE:** The bill includes \$413,436 General Fund and 5.6 FTE in FY 2022-23 for the Governor’s Office of Boards and Commissions to address workload for appointments and public communications. The funding supports two areas of the Governor’s Office:

- 1 2.0 FTE for the Governor’s Office of Boards and Commissions—Equity diversity, and inclusion requirements for appointments as required by H.B. 21-1212 have increased the length of time needed to review and recommend individuals for Governor’s appointments beyond the capacity of the Office of Boards and Commissions, including compliance with geographic diversity. The FTE will annualize to 2.0 FTE in FY 2023-24.

2 3.6 FTE for the Office of Communications and Community Engagement—The workload of this Office has also increased as the residents of Colorado demand more communication and response from the Executive Branch. The FTE will annualize to 4.0 FTE in FY 2023-24.

**(OIT) TESTING SOLUTIONS SUPPORT:** The bill includes \$341,210 reappropriated funds and 3.7 FTE in FY 2022-23, and \$442,634 reappropriated funds and 4.0 FTE ongoing, to increase the number of application testers and to further train existing testers. The funding allows OIT to test critical statewide applications before they go live. Since 2017, customer demand for Testing Solutions services has increased by 20 percent year over year, with the majority of requests focused on online services and citizen-facing applications. This change impacts the statewide common policy and is included in the “OIT Budget Package” item that appears in the JBC documents of other agencies.

**(OIT) VETERANS CYBERSECURITY APPRENTICES:** The bill includes \$276,697 reappropriated funds and 2.7 FTE for FY 2022-23, to bolster the Veterans Transition Program (VTP) within OIT’s Office of Information Security. The FY 2022-23 increase of 3.0 FTE includes two analysts and one manager to oversee the program and develop a standardized experience for each of the interns. Supporting this program with capable apprentices rather than FTEs aims to save the state money and create economic opportunities for veteran citizens. This funding impacts the statewide common policy and is included in the “OIT Budget Package” item that appears in the JBC documents of other agencies.

**(OEDIT) FUND CO WELCOME CENTERS:** The bill includes an increase of \$250,000 General Fund to support operations at Colorado 12 Welcome Centers. These facilities provide travelers with local and statewide travel information.

**(GOV) MEDICAL-FINANCIAL PARTNERSHIP:** The bill includes an increase of \$211,845 General Fund and 0.9 FTE to run a three-year pilot Medical-Financial Partnership (MFP) with a health provider, system, or collaborative arrangement. The MFP would target those with high-cost health care needs and low or moderate incomes, and in an area of the state where financial stress and poor health outcomes are concentrated. MFPs use medical providers to proactively identify patients experiencing financial distress and risk factors, and provide those patients with connections to resources regarding personal finance.

**(LG) SERVE COLORADO:** The bill includes an increase of \$165,000 General Fund and 2.0 FTE for the Office of the Lieutenant Governor’s Commission on Community Service to allow the office to meet federal match requirements while fulfilling its community service goals. Federal administrative grants received by Serve Colorado require a 50 percent match, or about \$365,000, in Fiscal Year 2021-22. Currently, Serve Colorado receives \$200,000 from the General Fund to help meet the federal match requirement. This amount leaves Serve Colorado \$165,000 short of required match funding. The General Fund increase allows the Commission to access the full \$12,821,424 in federal funding.

**(OIT) PEAK CALL CENTER STAFF:** The bill includes 10.0 FTE ongoing in a net-zero change to transition contract staff at PEAK Technical Call Center into state FTE by moving \$548,013 of the amount appropriated for contract services to personal services. The PEAK Technical Call Center cooperates with the Health Care Policy and Financing Customer Contact Centers, the Department of Human Services Food Assistance Call Line, the state Marketplace Service Center, and counties to handle a significant number of consumer/user requests each week. The call center is staffed with nine contracted call agents and a supervisor. The number of calls as well as the call center agent staffing level has remained consistent over the past four years, but the introduction of Chatbot in late 2019 has enabled virtual and expanded around the clock support options. Contractual staff was preferred while the call center was ramping up; now OIT will bring the staff in-house to encourage retention and avoid staffing gaps that could arise with contract staff.

**PRIOR YEAR LEGISLATION:** The bill includes adjustments for out-year impacts of prior year legislation summarized below.

PRIOR YEAR LEGISLATION						
	TOTAL FUNDS	GENERAL FUND	CASH FUNDS	REAPPROPRIATED FUNDS	FEDERAL FUNDS	FTE
HB 21-1105 Low-income Energy program	\$11,524,618	\$0	\$11,524,618	\$0	\$0	4.5
HB 20-1399 Limited Gaming revenue transfers	7,833,833	(13,647,000)	21,480,833	0	0	0.0
HB 18-1323 Pay for Success	1,965,792	0	1,965,792	0	0	0.0
HB 21-1286 Building energy	1,300,000	0	1,300,000	0	0	2.0
SB 21-260 Transportation System Sustainability	598,858	(100,491)	699,349	0	0	3.7
HB 20-1116 PTAC extension	440,000	220,000	220,000	0	0	0.0
SB 18-200 PERA	436,869	6,190	0	430,679	0	0.0
HB 21-1111 Personal info consent	193,412	193,412	0	0	0	1.1
HB 21-1279 Occ. therapy interstate compact	60,000	0	0	60,000	0	0.0
SB 20-033 Medicaid buy-in over 65	35,115	0	0	35,115	0	0.0
HB 21-1110 Person with Disabilities	14,053	14,053	0	0	0	0.1
HB20-1153 CO Partnership for Jobs	0	104,380	(104,380)	0	0	0.0
SB 21-287 Tech Risk Prevention & Response	0	0	0	0	0	0.0
HB 21-1109 Expand Broadband	0	0	0	0	0	0.0
SB 21-291 Economic Recovery and Relief Fund	(50,000,000)	0	0	0	(50,000,000)	0.0
HB 21-1288 Colorado Startup Loan Program	(10,000,000)	0	(10,000,000)	0	0	0.0
SB 21-229 Rural Jump-start Grant Program	(6,000,000)	(3,000,000)	0	(3,000,000)	0	(0.5)
SB 21-025 Family planning services	(565,614)	0	0	(565,614)	0	0.0
SB 21-194 Concerning maternal health	(291,732)	0	0	(291,732)	0	0.0
SB 21-009 Reproductive health care system	(273,792)	0	0	(273,792)	0	0.0
SB 21-251 Family and Medical leave loan	(231,920)	0	0	(231,920)	0	0.0
SB 21-146 Improve prison release outcomes	(229,220)	0	0	(229,220)	0	0.0
HB 21-1189 Regulate air toxins	(223,593)	0	0	(223,593)	0	0.0
HB 21-1304 Early Childhood System	(211,952)	(211,952)	0	0	0	(1.8)
HB 21-1266 Environmental justice	(191,687)	0	0	(191,687)	0	0.0
HB 21-1230 User-friendly SIPA rules	(174,739)	(174,739)	0	0	0	(0.5)
HB 21-1312 Insurance premium taxes	(138,500)	0	0	(138,500)	0	0.0
SB 19-235 Automatic voter registration	(136,240)	0	0	(136,240)	0	0.0
SB 21-039 Working adults with disabilities	(129,859)	0	0	(129,859)	0	0.0
SB 21-021 Audiology and speech inter. compact	(97,000)	0	0	(97,000)	0	0.0
SB 21-293 Prop. Tax Classification & Assess.	(75,000)	(75,000)	0	0	0	0.0
HB 21-1304 Early childhood system	(57,403)	(57,403)	0	0	0	(0.8)
HB 21-1007 State apprenticeship program	(46,902)	0	0	(46,902)	0	0.0
HB 21-1014 Disability symbol ID cards	(30,000)	0	0	(30,000)	0	0.0
SB 21-264 Reduce greenhouse gas emissions	(25,600)	0	0	(25,600)	0	0.0
HB 21-1311 Income Tax	(13,395)	(13,395)	0	0	0	0.0
HB 21-1266 Envntl Justice Impacted Community	(437)	(437)	0	0	0	0.4
<b>TOTAL</b>	<b>(\$44,742,035)</b>	<b>(\$16,742,382)</b>	<b>\$27,086,212</b>	<b>(\$5,085,865)</b>	<b>(\$50,000,000)</b>	<b>8.2</b>

## SUMMARY OF CHANGES BY LONG BILL DIVISION

SUMMARY TABLE FOR GOVERNOR - LIEUTENANT GOVERNOR - STATE PLANNING AND BUDGETING						
	TOTAL FUNDS	GENERAL FUND	CASH FUNDS	REAPPROPRIATED FUNDS	FEDERAL FUNDS	FTE
<b>FY 2021-22 Appropriation</b>	<b>\$445,953,677</b>	<b>\$64,305,812</b>	<b>\$84,850,988</b>	<b>\$290,029,415</b>	<b>\$6,767,462</b>	<b>1,189.8</b>
<b>CHANGES FROM FY 2021-22 BY LONG BILL DIVISION</b>						
Office of the Governor	\$17,640,759	\$3,900,015	\$13,782,460	(\$122,889)	\$81,173	15.9
Office of the Lieutenant Governor	186,746	186,746	0	0	0	2.0
Office of State Planning and Budgeting	2,110,064	(60,372)	1,965,792	204,644	0	0.0
Economic Development Programs	(35,220,994)	(10,003,488)	(28,217,506)	3,000,000	0	(0.5)
Office of Information Technology	20,947,520	1,721,601	0	19,225,919	0	58.4
<b>TOTAL FY 2022-23 LONG BILL APPROPRIATION</b>	<b>\$451,617,772</b>	<b>\$60,050,314</b>	<b>\$72,381,734</b>	<b>\$312,337,089</b>	<b>\$6,848,635</b>	<b>1,265.6</b>

**SUMMARY TABLE FOR GOVERNOR - LIEUTENANT GOVERNOR - STATE PLANNING AND BUDGETING**

	TOTAL FUNDS	GENERAL FUND	CASH FUNDS	REAPPROPRIATED FUNDS	FEDERAL FUNDS	FTE
\$ Change from prior year	\$5,664,095	(\$4,255,498)	(\$12,469,254)	\$22,307,674	\$81,173	75.8
% Change from prior year	1.3%	(6.6%)	(14.7%)	7.7%	1.2%	6.4%

**APPROPRIATION DETAIL BY LONG BILL DIVISION**

**OFFICE OF THE GOVERNOR (DIVISION):** Oversees operation of the executive branch of state government including coordination, direction, and planning of agency operations. The Office represents the state, and serves as a liaison with local and federal governments. Includes the core functions of a traditional executive director’s office, the Colorado Energy Office, and the Office of Saving People Money on Health Care.

OFFICE OF THE GOVERNOR						
	TOTAL FUNDS	GENERAL FUND	CASH FUNDS	REAPPROPRIATED FUNDS	FEDERAL FUNDS	FTE
<b>FY 2021-22 Appropriation</b>	<b>\$20,663,506</b>	<b>\$12,721,769</b>	<b>\$2,338,474</b>	<b>\$1,381,815</b>	<b>\$4,221,448</b>	<b>64.9</b>
<b>CHANGES FROM FY 2021-22 APPROPRIATION</b>						
Prior year legislation	\$13,211,087	(\$208,500)	\$13,419,587	\$0	\$0	8.8
(CEO) Cannabis resource optimization	2,000,000	2,000,000	0	0	0	0.6
Centrally appropriated line items	1,532,666	1,223,262	363,181	(123,884)	70,107	0.0
(GOV) Staff for Governor's Office	413,436	413,436	0	0	0	5.6
(GOV) Medical-financial partnership	211,845	211,845	0	0	0	0.9
Prior year budget actions	177,391	177,391	0	0	0	0.0
Indirect cost adjustment	94,334	82,581	(308)	995	11,066	0.0
<b>TOTAL FY 2022-23 LONG BILL APPROPRIATION</b>	<b>\$38,304,265</b>	<b>\$16,621,784</b>	<b>\$16,120,934</b>	<b>\$1,258,926</b>	<b>\$4,302,621</b>	<b>80.8</b>
\$ Change from prior year	\$17,640,759	\$3,900,015	\$13,782,460	(\$122,889)	\$81,173	15.9
% Change from prior year	85.4%	30.7%	589.4%	(8.9%)	1.9%	24.5%

**OFFICE OF THE LIEUTENANT GOVERNOR:** Directly oversees the Colorado Commission of Indian Affairs, Serve Colorado (commission on community service), and other initiatives. The Lieutenant Governor temporarily takes the Governor's place if the Governor is out of Colorado or is unable to perform his/her duties.

OFFICE OF THE LIEUTENANT GOVERNOR						
	TOTAL FUNDS	GENERAL FUND	CASH FUNDS	REAPPROPRIATED FUNDS	FEDERAL FUNDS	FTE
<b>FY 2021-22 Appropriation</b>	<b>\$841,947</b>	<b>\$840,763</b>	<b>\$1,184</b>	<b>\$0</b>	<b>\$0</b>	<b>7.0</b>
<b>CHANGES FROM FY 2021-22 APPROPRIATION</b>						
(LG) Serve Colorado	\$165,000	\$165,000	\$0	\$0	\$0	2.0
Prior year budget actions	21,746	21,746	0	0	0	0.0
<b>TOTAL FY 2022-23 LONG BILL APPROPRIATION</b>	<b>\$1,028,693</b>	<b>\$1,027,509</b>	<b>\$1,184</b>	<b>\$0</b>	<b>\$0</b>	<b>9.0</b>
\$ Change from prior year	\$186,746	\$186,746	\$0	\$0	\$0	2.0
% Change from prior year	22.2%	22.2%	0.0%	n/a	n/a	28.6%

**OFFICE OF STATE PLANNING AND BUDGETING:** Develops executive branch budget requests, reviews and analyzes departmental expenditures, and prepares quarterly revenue and economic estimates for the state. Additionally, the Office implements the Results First initiative, a cost benefit analysis model initially developed by the Washington State Institute for Public Policy, and now supported by the Pew Charitable Trusts and the MacArthur Foundation, that aims to determine the monetary value of state policies and programs.

OFFICE OF STATE PLANNING AND BUDGETING						
	TOTAL FUNDS	GENERAL FUND	CASH FUNDS	REAPPROPRIATED FUNDS	FEDERAL FUNDS	FTE
<b>FY 2021-22 Appropriation</b>	<b>\$3,831,006</b>	<b>\$1,291,136</b>	<b>\$832,391</b>	<b>\$1,707,479</b>	<b>\$0</b>	<b>21.4</b>
CHANGES FROM FY 2021-22 APPROPRIATION						
Prior year legislation	\$1,890,792	(\$75,000)	\$1,965,792	\$0	\$0	0.0
Indirect cost adjustment	204,644	0	0	204,644	0	0.0
Prior year budget actions	14,628	14,628	0	0	0	0.0
<b>TOTAL FY 2022-23 LONG BILL APPROPRIATION</b>	<b>\$5,941,070</b>	<b>\$1,230,764</b>	<b>\$2,798,183</b>	<b>\$1,912,123</b>	<b>\$0</b>	<b>21.4</b>
\$ Change from prior year	\$2,110,064	(\$60,372)	\$1,965,792	\$204,644	\$0	0.0
% Change from prior year	55.1%	(4.7%)	236.2%	12.0%	n/a	0.0%

**ECONOMIC DEVELOPMENT PROGRAMS:** The Office of Economic Development and International Trade assists in strengthening Colorado's prospects for long-term economic growth by providing broad-based support to businesses. The Office's support services include business funding and incentives, promotion of creative industries, international trade assistance, tourism promotion, minority business assistance, key industry promotion (including advanced industries, aerospace, and health and wellness), and film, television, and media industry development.

ECONOMIC DEVELOPMENT PROGRAMS						
	TOTAL FUNDS	GENERAL FUND	CASH FUNDS	REAPPROPRIATED FUNDS	FEDERAL FUNDS	FTE
<b>FY 2021-22 Appropriation</b>	<b>\$124,298,411</b>	<b>\$37,602,011</b>	<b>\$81,011,095</b>	<b>\$3,260,291</b>	<b>\$2,425,014</b>	<b>65.1</b>
CHANGES FROM FY 2021-22 APPROPRIATION						
Technical adjustments	\$10,000,000	\$0	(\$40,000,000)	\$0	\$50,000,000	0.0
(OEDIT) EcoDevo for coal communities	10,000,000	5,000,000	0	5,000,000	0	0.0
(OEDIT) Support local EcoDevo Orgs	2,000,000	1,000,000	0	1,000,000	0	0.0
(OEDIT) Fund CO Welcome Centers	250,000	250,000	0	0	0	0.0
Prior year budget actions	145,115	145,115	0	0	0	0.0
Indirect cost adjustment	120,927	39,266	81,661	0	0	0.0
Centrally appropriated line items	2,526	2,526	0	0	0	0.0
Prior year legislation	(57,739,562)	(16,440,395)	11,700,833	(3,000,000)	(50,000,000)	(0.5)
<b>TOTAL FY 2022-23 LONG BILL APPROPRIATION</b>	<b>\$89,077,417</b>	<b>\$27,598,523</b>	<b>\$52,793,589</b>	<b>\$6,260,291</b>	<b>\$2,425,014</b>	<b>64.6</b>
\$ Change from prior year	(\$35,220,994)	(\$10,003,488)	(\$28,217,506)	\$3,000,000	\$0	(0.5)
% Change from prior year	(28.3%)	(26.6%)	(34.8%)	92.0%	0.0%	(0.8%)

**OFFICE OF INFORMATION TECHNOLOGY:** The Governor's Office of Information Technology is responsible for the operation and delivery of all information and communications technology services across state executive branch agencies.

OFFICE OF INFORMATION TECHNOLOGY						
	TOTAL FUNDS	GENERAL FUND	CASH FUNDS	REAPPROPRIATED FUNDS	FEDERAL FUNDS	FTE
FY 2021-22 Appropriation	\$296,318,807	\$11,850,133	\$667,844	\$283,679,830	\$121,000	1,031.4
<b>FY 2021-22 Adjusted Appropriation</b>	<b>\$296,318,807</b>	<b>\$11,850,133</b>	<b>\$667,844</b>	<b>\$283,679,830</b>	<b>\$121,000</b>	<b>1,031.4</b>
<b>CHANGES FROM FY 2021-22 APPROPRIATION</b>						
(OIT) Interagency spending authority	\$14,793,497	\$0	\$0	\$14,793,497	\$0	28.0
Centrally appropriated line items	4,204,282	90,704	0	4,113,578	0	0.0
(OIT) Accessibility program	1,650,903	1,650,903	0	0	0	4.6
Prior year budget actions	992,643	0	0	992,643	0	1.5
Impacts driven by other agencies	763,734	0	0	763,734	0	8.0
(OIT) Testing solutions support	341,210	0	0	341,210	0	3.7
(OIT) Veterans cybersecurity apprentices	276,697	0	0	276,697	0	2.7
Indirect cost adjustment	28,906	(1,519)	0	30,425	0	0.0
Technical adjustments	0	0	0	0	0	0.0
(OIT) PEAK call center staff	0	0	0	0	0	10.0
Prior year legislation	(2,104,352)	(18,487)	0	(2,085,865)	0	(0.1)
<b>TOTAL FY 2022-23 LONG BILL APPROPRIATION</b>	<b>\$317,266,327</b>	<b>\$13,571,734</b>	<b>\$667,844</b>	<b>\$302,905,749</b>	<b>\$121,000</b>	<b>1,089.8</b>
\$ Change from prior year	\$20,947,520	\$1,721,601	\$0	\$19,225,919	\$0	58.4
% Change from prior year	7.1%	14.5%	0.0%	6.8%	0.0%	5.7%

# DEPARTMENT OF HEALTH CARE POLICY AND FINANCING

**Description:** The Department of Health Care Policy and Financing provides health care services through four major programs: (1) the State's Medicaid medical and behavioral health programs; (2) the Colorado Indigent Care program (CICP); (3) the Children's Basic Health Plan (CHP+); and (4) the Old Age Pension State Medical program. In addition to these programs, the Department also administers the Primary Care Fund Program to increase access to health care services for medically under-served populations or areas.

DEPARTMENT OF HEALTH CARE POLICY AND FINANCING						
	TOTAL FUNDS	GENERAL FUND <sup>1</sup>	CASH FUNDS	REAPPROPRIATED FUNDS	FEDERAL FUNDS	FTE
FY 2021-22 Appropriation	\$13,321,616,798	\$3,231,236,325	\$1,678,788,103	\$86,924,875	\$8,324,667,495	654.9
Long Bill supplemental	112,789,970	(190,185,414)	(351,561)	122,413	303,204,532	0.0
<b>FY 2021-22 Adjusted Appropriation</b>	<b>\$13,434,406,768</b>	<b>\$3,041,050,911</b>	<b>\$1,678,436,542</b>	<b>\$87,047,288</b>	<b>\$8,627,872,027</b>	<b>654.9</b>
<b>CHANGES FROM FY 2021-22 APPROPRIATION</b>						
<i>Enrollment/ utilization trends</i>						
Medical Services Premiums	\$215,454,048	\$108,685,821	\$40,671,610	(\$5,874,967)	\$71,971,584	0.0
Office of Community Living	58,545,049	36,331,303	(18,389,973)	0	40,603,719	0.0
Child Health Plan Plus	29,794,850	7,894,419	1,091,597	0	20,808,834	0.0
Behavioral health	12,832,408	13,857,322	701,478	0	(1,726,392)	0.0
Medicare Modernization Act	(3,087,541)	(3,087,541)	0	0	0	0.0
Nursing homes	(2,457,312)	(1,292,858)	64,201	0	(1,228,655)	0.0
<i>Enrollment/ utilization trends subtotal</i>	<i>\$311,081,502</i>	<i>\$162,388,466</i>	<i>\$24,138,913</i>	<i>(\$5,874,967)</i>	<i>\$130,429,090</i>	<i>0.0</i>
<i>Eligibility/ benefit changes</i>						
County administration	18,121,374	3,334,751	3,666,328	0	11,120,295	5.9
Member contributions	1,910,195	963,283	(1,637)	0	948,549	0.0
HCBS benefits	1,445,951	1,368,771	0	0	77,180	0.0
<i>Eligibility/ benefit changes subtotal</i>	<i>\$21,477,520</i>	<i>\$5,666,805</i>	<i>\$3,664,691</i>	<i>\$0</i>	<i>\$12,146,024</i>	<i>5.9</i>
<i>Provider rates</i>						
Community provider rate	127,231,209	45,196,203	5,907,576	0	76,127,430	0.0
Targeted provider rate adjustments	111,329,674	42,533,584	6,859,957	0	61,936,133	0.0
Value-based payments	7,197,677	2,323,266	(7,197)	0	4,881,608	3.8
<i>Provider rates subtotal</i>	<i>\$245,758,560</i>	<i>\$90,053,053</i>	<i>\$12,760,336</i>	<i>\$0</i>	<i>\$142,945,171</i>	<i>3.8</i>
<i>Enhanced federal match</i>						
Federal match public health emergency	23,537,158	485,859,780	30,442,477	27,900	(492,792,999)	0.0
Federal match for HCBS	0	214,227,034	17,050,895	0	(231,277,929)	0.0
<i>Enhanced federal match subtotal</i>	<i>\$23,537,158</i>	<i>\$700,086,814</i>	<i>\$47,493,372</i>	<i>\$27,900</i>	<i>(\$724,070,928)</i>	<i>0.0</i>
<i>Administration/ other</i>						
Annualize prior year budget actions	104,604,855	88,376,728	(46,809,267)	5,120,457	57,916,937	5.5
HCBS ARPA spending authority	68,168,079	0	67,424,708	0	743,371	(3.4)
CU School of Medicine	33,813,503	0	(76,532)	14,117,982	19,772,053	(2.0)
Centrally appropriated items	8,597,856	2,901,812	611,256	127,086	4,957,702	0.0
Transfers to other state agencies	4,743,497	15,587	5,196,936	0	(469,026)	0.0
Human Services programs	3,293,146	1,646,574	0	0	1,646,572	0.0
All-Payer Claims Database	1,209,655	1,209,655	0	0	0	0.0
SBIRT grant program	750,000	0	750,000	0	0	0.0
eConsult program	221,516	76,774	111,195	0	33,547	0.0
Commission on Family Medicine	89,445	44,722	0	0	44,723	0.0
Medicaid management information system	(56,199,927)	(10,366,213)	(2,765,239)	0	(43,068,475)	11.8
Department FTE	(5,115,670)	(2,595,510)	43,617	370,586	(2,934,363)	33.2
Safety net provider payment	(3,735,404)	0	16,360,790	0	(20,096,194)	0.0
Utilization management	(3,011,223)	(1,512,985)	116,559	0	(1,614,797)	0.0
Tobacco forecast	(2,654,083)	0	(1,235,318)	0	(1,418,765)	0.0
Connect for Health Colorado	(2,266,230)	0	(1,004,323)	0	(1,261,907)	0.0



**DEPARTMENT OF HEALTH CARE POLICY AND FINANCING**

	TOTAL FUNDS	GENERAL FUND <sup>1</sup>	CASH FUNDS	REAPPROPRIATED FUNDS	FEDERAL FUNDS	FTE
ACC and CHP accountability	(1,088,495)	(368,236)	0	0	(720,259)	2.0
Centralized eligibility vendor	(274,694)	0	(128,684)	0	(146,010)	0.0
<i>Administration/ other subtotal</i>	151,145,826	79,428,908	38,595,698	\$19,736,111	\$13,385,109	47.1
<b>TOTAL FY 2022-23 LONG BILL APPROPRIATION</b>	<b>\$14,187,407,334</b>	<b>\$4,078,674,957</b>	<b>\$1,805,089,552</b>	<b>\$100,936,332</b>	<b>\$8,202,706,493</b>	<b>711.7</b>
\$ Change from prior year	\$753,000,566	\$1,037,624,046	\$126,653,010	\$13,889,044	(\$425,165,534)	56.8
% Change from prior year	5.6%	29.9%	7.5%	16.0%	(4.9%)	8.7%

<sup>1</sup> Includes General Fund Exempt. Includes amounts that are exempt from the statutory limit on state General Fund appropriations pursuant to Section 24-75-201.1 (1)(a)(III)(A), C.R.S. See Appendix D for more information.

**DESCRIPTION OF INCREMENTAL CHANGES**

**LONG BILL SUPPLEMENTAL:** The bill includes a net increase of \$112.8 million total funds to existing FY 2021-22 appropriations, including a decrease of \$190.2 million General Fund, primarily for revised caseload and expenditure estimates as follows:

- **Medical Services Premiums** – A net increase of \$172.8 million total funds, including a decrease of \$150.0 million General Fund, for medical services and long-term services and supports provided through Medicaid.
- **Medicare Modernization Act** – An increase of \$17.8 million General Fund for reimbursements to the federal government for prescription drugs for people eligible for both Medicaid and Medicare.
- **American Rescue Plan Act Home- and Community-based Services (HCBS) Spending Plan** – An increase of \$10.4 million total funds, including \$3.0 million cash funds from the HCBS Improvement Fund into which General Fund savings from the enhanced 10.0 percent federal match is transferred pursuant to S.B. 21-286 (Distribution of Federal Funds for HCBS). The federal American Rescue Plan Act temporarily increased the federal match rate for select home- and community-based services between April 1, 2021 and March 31, 2022 and required states to use the resulting savings for the expansion or enhancement of home- and community-based services.
- **CU School of Medicine** – A net decrease of \$22.7 million total funds, including an increase of \$1.5 million General Fund for a decrease of \$11.5 million cash funds from revenues transferred from the University of Colorado School of Medicine to the Department, in order to reduce State revenue that is subject to the TABOR limit. An increase of \$3.5 million total funds, including \$1.5 million General Fund remains available for the CU School of Medicine to fund medical diversity scholarships that have already been awarded by the university.
- **Behavioral Health** – A net decrease of \$22.6 million total funds, including a decrease of \$22.4 million General Fund, for the capitation and fee-for-service Medicaid behavioral health programs.
- **Office of Community Living** – A net decrease of \$23.0 million total funds, including a decrease of \$31.8 million General Fund, for home- and community-based services for people with intellectual and developmental disabilities.
- **County Administration** – A net decrease of \$3.8 million total funds, including \$0.7 million General Fund, to align anticipated temporary county administration resources with the anticipated end of the federal public health emergency. The end of the public health emergency will require the disenrollment of the continuously covered population that has been required for the State to receive the enhanced 6.2 percent federal match under the Families First Coronavirus Response Act of 2020.
- **Child Health Plan Plus** – A decrease of \$16.2 million total funds, including a decrease of \$4.7 million General Fund, for projected enrollment and per capita costs of the Child Health Plan Plus.

**ENROLLMENT/UTILIZATION TRENDS:** The bill includes a net increase of \$311.1 million total funds, including an increase of \$162.4 million General Fund, based on the projected caseload and expenditures under current law and policy for the following programs:

- **Medical Services Premiums** – A net increase of \$215.5 million total funds, including an increase of \$108.7 million General Fund, for medical services and long-term services and supports provided through Medicaid.
- **Office of Community Living** – A net increase of \$58.5 million total funds, including an increase of \$36.3 million General Fund, for home- and community-based services for people with intellectual and developmental disabilities.
- **Child Health Plan Plus** – A net increase of \$29.8 million total funds, including an increase of \$7.9 million General Fund, for children and pregnant women enrolled in the Child Health Plan Plus.
- **Behavioral Health** – A net increase of \$12.8 million total funds, including an increase of \$13.9 million General Fund, for the capitation and fee-for-service Medicaid behavioral health programs.
- **Medicare Modernization Act** – A decrease of \$3.1 million General Fund for reimbursements to the federal government for prescription drugs for people eligible for both Medicaid and Medicare.
- **Nursing homes** – A net decrease of \$2.5 million total funds, including a decrease of \$1.3 million General Fund, comprised of:
  - An increase of \$0.9 million total funds, including \$0.4 million General Fund, for the anticipated increase in nursing home caseload related to the placement of parolees from the Department of Corrections; and
  - A decrease of \$3.4 million total funds, including \$1.7 million General Fund, for the anticipated reduction in nursing facility caseload as a result of home modifications that are intended to allow individuals to return home after a nursing home stay.

**ELIGIBILITY/BENEFITS CHANGES:** The bill includes an increase of \$21.5 million total funds, including \$5.7 million General Fund, and 5.9 FTE for changes in eligibility or benefits, including:

- **County administration** – An increase of \$18.1 million total funds, including \$3.3 million General Fund, and 5.9 FTE for activities related to eligibility determination for Medicaid, Children’s Basic Health Plan (CHP+), Long-Term Services and Supports (LTSS) and Old Age Pension (OAP) State Medicaid Program.
  - Funding provided to counties for the administration of the eligibility process includes \$12.4 million total funds, including \$1.5 million General Fund; and for pay-for-performance incentives includes \$2.5 million General Fund. In addition to this ongoing funding, \$19.0 million total funds, including \$2.9 million General Fund is made available to counties to fund temporary county employees to process the eligibility redeterminations and appeals for the continuously enrolled population upon the expiration of the federal public health emergency. At the end of the public health emergency, the State will have 14 months to complete the redetermination process for all continuously enrolled members who are “locked in” pursuant to the federal Families First Coronavirus Response Act of 2020.
  - Funding made available to the Department includes \$731,499 total funds, including \$219,997 General Fund, for 5.9 FTE and activities associated with addressing audit findings, performing on-site quality assurance and management evaluation reviews of the county departments of human/social services county administration units, and allocation of funding and incentives to each county.
  - The expenditures are off-set by a decrease of \$17.3 million total funds, including \$3.4 million General Fund, due to increased county capacity and improved processes that are anticipated to result in the disenrollment of some of the ineligible Medicaid and CHP+ members who are not a part of the “locked in” population.
- **Member contributions** – An increase of \$1.9 million total funds, including \$1.0 General Fund, to adjust member contributions for copayments and increase personal needs allowances.
- **HCBS benefits** – An increase of \$1.4 million General Fund, for the expansion of the Home Delivered Meals benefit for members of home- and community-based services (HCBS) waivers and for ongoing services for individuals with intellectual and developmental disabilities receiving case management and services through the Family and Support Services and State Supported Living Services programs.

**PROVIDER RATES:** The bill includes an increase of \$245.8 million total funds, including \$90.1 million General Fund, for changes to provider rates, including:

- **Community provider rate** – An increase of \$127.2 million total funds, including an increase of \$45.2 million General Fund, for the 2.0 percent rate increase for most community providers.
- **Targeted provider rates** – An increase of \$111.7 million total funds, including \$42.7 million General Fund, for the targeted rate adjustments summarized in the table below. The largest increase is related to the minimum wage increase for home- and community-based services employees up to \$15 per hour. The targeted rates are offset by a small savings of \$0.4 million total funds, including \$0.2 million General Fund, related to a reduction in hospital stays for individuals with high acuity brain injuries.

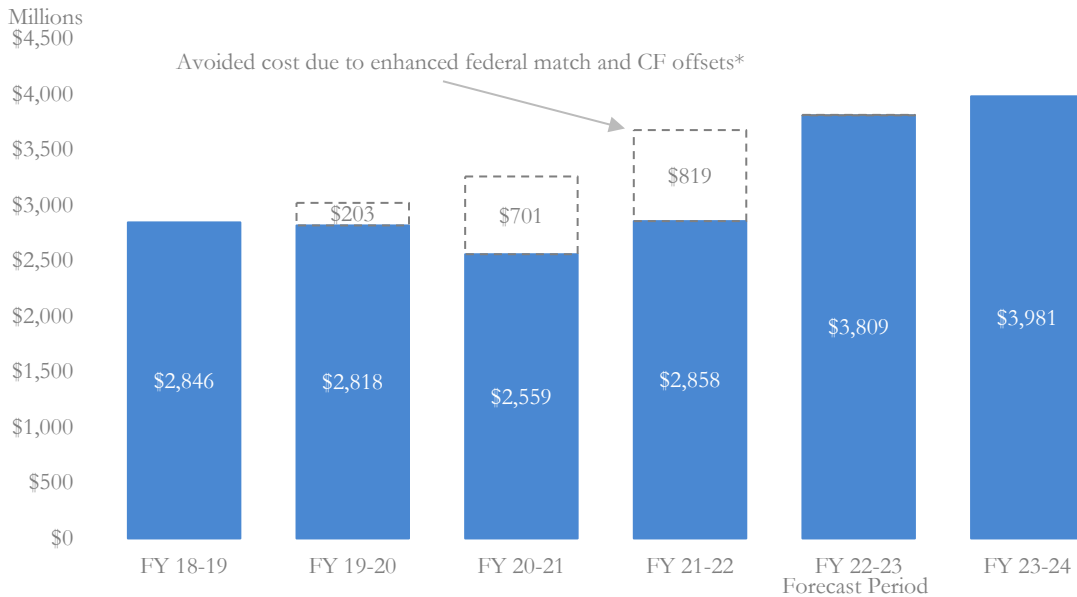
TARGETED PROVIDER RATE ADJUSTMENT					
RATE	TOTAL FUNDS	GENERAL FUND	CASH FUNDS	REAPPROPRIATED FUNDS	FEDERAL FUNDS
Home- and community-based services (HCBS)	\$33,373,436	\$16,686,725	\$0	\$0	\$16,686,711
Emergency medical transport	29,793,568	6,995,721	1,629,760	0	21,168,087
Non-emergent medical transport	29,724,366	9,631,986	5,230,197	0	14,862,183
Durable medical equipment	5,435,007	2,717,504	0	0	\$2,717,503
Non-medical transport	5,049,816	2,524,908	0	0	2,524,908
Outpatient physical/occupational therapy	4,404,513	2,202,256	0	0	2,202,257
Speech therapy	2,514,912	1,257,456	0	0	1,257,456
HCBS case management	839,791	419,896	0	0	419,895
Children's Habilitation Residential Program	222,811	111,405	0	0	111,406
Supported Living Program	208,231	104,115	0	0	104,116
Transitional Living Program	149,670	74,835	0	0	74,835
Massage therapy	27,293	13,647	0	0	13,646
<b>TOTAL ADJUSTMENT</b>	<b>\$111,743,414</b>	<b>\$42,740,454</b>	<b>\$6,859,957</b>	<b>\$0</b>	<b>\$62,143,003</b>

- **Value-based payments** – An increase of \$7.2 million total funds, including \$2.3 million General Fund, and 3.8 FTE for the planning and implementation of alternative payment models for adult and pediatric primary care and for pharmacy prescribers.

**ENHANCED FEDERAL MATCH:** The bill includes a net increase of \$23.5 million total funds, including an increase of \$700.1 million General Fund and a decrease of \$724.1 million federal funds, related to the expiration of enhanced federal medical assistance percentage rates that were made available to states through the Families First Coronavirus Response Act (FFCRA) of 2020 and the American Rescue Plan Act (ARPA) of 2021. The chart below provides information related to the forecast lines, only.

- **Federal match public health emergency** – The FFCRA provided an increased federal match of 6.2 percent for traditional Medicaid populations for all four quarters of FY 2021-22 resulting in an offsetting decrease of General Fund. With the return of the 50.0 percent federal match rate in FY 2022-23, an increase of \$485.9 million General Fund will be necessary to offset the reduction of federal funds. In order to receive the enhanced match in FY 2021-22, the State was prohibited from disenrolling individuals from Medicaid through the month in which the public health emergency expires (currently April 2022) unless they die, move out of state, or ask to be disenrolled. The enhanced match expires June 30, 2022, which is the end of the quarter in which the public health emergency expires.
- **Federal match for HCBS** – The ARPA provided an increased federal match of 10.0 percent for eligible home- and community-based services (HCBS) and required that the General Fund savings that resulted be used to expand or enhance the delivery of those services. The federal match expires March 31, 2022, requiring an increase of \$214.2 million General Fund and \$17.1 million cash funds in FY 2022-23 to offset the reduction of federal funds.

## Health Care Policy and Financing General Fund Expenditures for Forecasted Line Items



\* FY 2021-22 includes \$491.0 M for the 6.2% enhanced federal match during the public health emergency, \$214.2 M for the 10% enhanced federal match for HCBS, and \$113.5 M for cash fund offsets (HB 20-1385/SB 21-213 and IDD Cash Fund).

**ADMINISTRATION/OTHER:** The bill includes a net increase of \$151.1 million total funds, including an increase of \$79.4 million General Fund, and 47.1 FTE for activities related to the administration of the medical assistance programs and out-year impacts of prior year budget actions.

- **Annualize prior year budget actions** – Adjustments for the out-year impacts of prior year legislation and budget actions are summarized in the table below. The titles of the annualizations begin with either a bill number or the relevant fiscal year. For budget decisions made in the Long Bill, the title includes a reference to the priority number the Department used in that year for the initiative, if relevant. If there is no reference to a bill number or priority number, then the change was initiated by an action other than a bill or request from the Department.

The largest General Fund increases are for the annualization of the following:

- S.B. 21.213 (Use of increased Medicaid match) that captured the benefit to certain cash funds provided by a temporary increase in the federal match rate and converted that benefit to General Fund relief;
- Addition of 667 waiting list enrollments onto the Home- and Community-based Services Comprehensive Waiver for individuals with intellectual and developmental disabilities;
- A 2.5 percent increase in rates paid to most community providers;
- S.B. 21-194 (Maternal health providers) that places new requirements on health providers and insurers, expands public health insurance coverage, and implements other initiatives related to maternal and perinatal health; and
- FY 2021-22 R18 Behavioral health program adjustments that decreased incentive payments that are based on provider service performance and quality metrics by 25.0 percent and to lower estimates of provider capacity and consequent utilization for the Substance Use Disorder benefit.

The largest decrease in General Fund is for the second year of FY 2021-22 R23 Behavioral health claims and eligibility process that integrated eligibility determinations, claims processing, and data reporting for various behavioral health programs statewide.

ANNUALIZE PRIOR YEAR BUDGET ACTIONS						
	TOTAL FUNDS	GENERAL FUND	CASH FUNDS	REAPPROPRIATED FUNDS	FEDERAL FUNDS	FTE
FY 21-22 R18 Behavioral health program	\$43,447,378	\$6,149,232	\$3,251,364	\$0	\$34,046,782	0.0
FY 21-22 Add 667 IDD enrollments	19,974,650	10,468,169	0	0	9,506,481	0.0
SB 21-194 Maternal health providers	18,504,858	7,957,356	879,114	0	9,668,388	(0.7)
SB 21-213 Increased Medicaid match	11,679,436	57,330,334	(57,330,334)	5,115,593	6,563,843	0.0
HB 20-1361 Reduce adult dental benefit	11,130,000	0	2,941,728	0	8,188,272	0.0
FY 21-22 2.5% Provider rate increase	7,491,995	8,092,328	(575,863)	0	(24,470)	0.0
FY 21-22 R20 MMIS annualization delay	7,376,207	2,035,713	0	0	5,340,494	0.0
FY 20-21 Local minimum wage	6,273,126	3,136,561	0	0	3,136,565	0.0
FY 21-22 Decrease member copayment	4,404,931	954,930	274,532	0	3,175,469	0.0
SB 20-033 Medicaid buy-in age 65 and over	2,879,621	(248,611)	1,816,181	0	1,312,051	0.0
SB 21-025 Family planning services for eligible individual	2,495,283	640,273	57,936	0	1,797,074	(0.8)
HB 21-1275 Medicaid reimbursement for services by pharmacist	2,423,343	798,411	192,919	0	1,432,013	0.4
FY 21-22 R8 Supported living services flexibility	940,719	470,360	0	0	470,359	0.0
FY 21-22 NPBA1 CBMS PEAK	755,237	377,416	42,560	17	335,244	0.0
SB 21-038 Expansion of complementary and alternative medicine	737,129	225,525	143,039	0	368,565	0.1
FY 21-22 R11 Connect 4 Health	482,663	0	189,918	0	292,745	0.0
FY 21-22 R10 Convert contractor resources to FTE	306,688	(738)	6,070	0	301,356	0.5
HB 21-1198 Health care billing requirements indigent care	299,633	299,633	0	0	0	2.1
FY 06-07 DI8 Fund nursing facility appraisals	279,746	139,873	0	0	139,873	0.0
SB 18-200 PERA unfunded liability	257,614	103,878	17,381	4,847	131,508	0.0
FY 20-21 R19 Leased space	173,278	71,839	14,799	0	86,640	0.0
HB 21-1085 Secure transport behavioral health crisis	139,300	104,717	5,433	0	29,150	0.1
FY 21-22 Restore funding for SB 19-195	94,095	47,048	0	0	47,047	1.0
HB 21-1232 Standardized health benefit CO Option	80,289	80,289	0	0	0	1.2
HB 21-1166 Behavioral health crisis response training	67,680	67,680	0	0	0	0.0
FY 19-20 R9 Adult LTHH/PDN clinical assessment tool	36,710	18,355	0	0	18,355	0.0
FY 19-20 Increase funding for IDD enrollment	13,517	6,759	0	0	6,758	0.0
SB 21-286 Distribution federal funds HCBS	412	0	206	0	206	0.4
FY 21-22 CUSOM clinical reviews	131	0	65	0	66	0.2
FY 21-22 Salary survey	0	0	0	0	0	0.0
FY 21-22 Funding for home health and PDN	0	462,686	0	0	(462,686)	0.0
FY 20-21 R20 Safety net provider payment	0	0	0	0	0	0.0
FY 21-22 ARPA adjustment to DSH allocation	0	0	2,985,345	0	(2,985,345)	0.0
FY 21-22 BA10 Public health emergency end resources	(7,002,728)	(2,556,275)	2,241,738	0	(6,688,191)	0.0
FY 21-22 R24 Addressing health care disparities	(5,900,000)	(1,000,000)	0	0	(4,900,000)	0.0
SB 21-211 Adult dental benefit	(5,565,000)	0	(1,522,875)	0	(4,042,125)	0.0
FY 21-22 R23 Behavioral health claims and eligibility process	(5,420,147)	(5,420,147)	0	0	0	0.0
FY 20-21 R15 Medicaid recovery third party liability	(2,360,799)	(669,553)	(102,725)	0	(1,588,521)	0.0
FY 21-22 BA15 eConsult program	(2,170,076)	(377,537)	(18,528)	0	(1,774,011)	0.1
FY 19-20 R16 Employment first initiative, individuals with IDD	(1,995,497)	800,000	(2,795,497)	0	0	(2.0)
FY 21-22 CUSOM clinical reviews	(1,733,731)	0	0	0	(1,733,731)	0.0

ANNUALIZE PRIOR YEAR BUDGET ACTIONS						
	TOTAL FUNDS	GENERAL FUND	CASH FUNDS	REAPPROPRIATED FUNDS	FEDERAL FUNDS	FTE
FY 21-22 R6 Remote supports for HCBS programs	(1,433,231)	(696,695)	(19,921)	0	(716,615)	0.0
SB 21-009 Reproductive health care program	(1,045,771)	(270,732)	0	0	(775,039)	0.6
SB 21-016 Protecting preventive health coverage	(905,467)	(90,547)	0	0	(814,920)	0.0
FY 21-22 R9 Patient access and interoperability rule compliance	(858,490)	304,585	0	0	(1,163,075)	0.0
SB 21-137 Behavioral health recovery act	(545,743)	(147,872)	(250,000)	0	(147,871)	0.2
FY 21-22 R16 Provider rate adjustments	(545,169)	(241,986)	(31,945)	0	(271,238)	0.0
SB 21-039 Elimination of subminimum wage employment	(403,941)	(1,257,106)	1,217,607	0	(364,442)	0.1
HB 17-1343 to repeal IDD Services Cash Fund	(132,026)	307,488	(439,514)	0	0	2.0
HB 22-1190 Urban Indian Health Organization state only payment	(70,825)	(70,825)	0	0	0	0.0
FY 21-22 R17 Medicaid benefit	(52,173)	(26,086)	0	0	(26,087)	0.0
<b>TOTAL</b>	<b>\$104,604,855</b>	<b>\$88,376,728</b>	<b>(\$46,809,267)</b>	<b>\$5,120,457</b>	<b>\$57,916,937</b>	<b>5.5</b>

- **HCBS ARPA spending authority** – The bill includes an increase of \$68.2 million total funds, including \$67.4 million cash funds from the HCBS Improvement Fund, and a decrease of 3.4 FTE to implement the American Rescue Plan Act (ARPA) Home- and Community-based Services (HCBS) Spending Plan. The spending plan allocates funding to expand and enhance services for individuals enrolled in Medicaid HCBS waivers, including funds for increasing the minimum wage of direct support employees to \$15 per hour for a portion of FY 2022-23.
- **CU School of Medicine** – The bill includes \$33.8 million total funds for adjustments related to Medicaid eligible activities performed by the University of Colorado School of Medicine staff. This includes a reduction of funding for 2.0 temporary Department FTE previously funded through School of Medicine revenues.
- **Centrally appropriated line items** – The bill includes adjustments to centrally appropriated line items for the following: state contributions for health, life, and dental benefits; short-term disability; paid family and medical leave insurance; supplemental state contributions to the Public Employees' Retirement Association (PERA) pension fund; shift differential; salary survey; workers' compensation; legal services; administrative law judges; payment to risk management and property funds; Capitol complex leased space; payments to the Governor's Office of Information Technology (OIT); and CORE operations.
- **Transfers to other state agencies** – The bill includes \$4.7 million total funds, including \$15,587 General Fund, for transfers to programs administered by other departments.
- **Human Services programs** – The bill includes \$3.3 million total funds, including \$1.6 million General Fund, for programs administered by the Department of Human Services.
- **All-payer Claims Database** – The bill includes \$1.2 million General Fund to fully restore funding for the All-Payer Claims Database Scholarship Program and operations. The funding was eliminated in FY 2020-21 as part of budget balancing reductions.
- **SBIRT grant program** – The bill includes an increase of \$750,000 cash funds from the Marijuana Tax Cash Fund for the Screening, Brief Intervention, and Referral to Treatment (SBIRT) training grant program.
- **eConsult program** – The bill includes an increase of \$0.2 million total funds, including \$76,774 General Fund, as a result of the delay in implementation of the program.
- **Commission on Family Medicine** – The bill adds \$89,445 total funds, including \$44,722 General Fund to restore funding for the Commission on Family Medicine to the pre-pandemic funding level.
- **Medicaid Management Information System (MMIS)** – The bill includes a net decrease of \$56.2 million total funds, including a decrease of \$10.4 million General Fund, and an increase of 11.8 FTE. This adjustment includes:

- A one-time reduction of \$57.5 million total funds, including \$10.6 million General Fund, to accurately reflect an increased federal match rate of 90.0 percent and current costs associated with operating the MMIS enterprise; and
  - An increase of \$1.3 million total funds, including \$0.2 million General Fund, and 11.8 FTE to perform modular reprocurments for the MMIS enterprise, maintenance and improvements of the electronic visit verification system, and testing and oversight of the services integrator portion of the system.
  - **Department FTE** – The bill includes a net decrease of \$5.1 million total funds, including a decrease of \$2.6 million General Fund, and an increase of 33.2 FTE comprised of:
    - A net decrease of \$0.3 million total funds, including a decrease of \$0.2 million General Fund, and an increase of 23.2 FTE to convert contract resources to Department FTE in order to increase the capacity of the business units that inform the development and implementation of quality initiatives, the review of provider payments and processes, the implementation of value-based payments, the improvement of information systems, the oversight of supplemental payments, and the development of training materials related to the MMIS enterprise. The cost of the Department FTE is \$2.6 million total funds, including \$734,797 General Fund and is offset by savings realized by eliminating some contractor services.
    - A net decrease of \$4.8 million total funds, including \$2.4 million General Fund, and an increase of 10.0 FTE to address the operational compliance and oversight deficiencies across multiple programs; ensure quality assurance and additional accountability; and comply with legislative and policy requirements, including the Olmstead decision, PACE and nursing facility requirements, eligibility appeals, and recovery audits. The cost of the Department FTE is \$1.1 million total funds, including \$0.5 million General Fund. It is anticipated that a reduction in ineligible benefit payments of \$6.0 million total funds, including \$3.0 million General Fund, will offset the cost of the Department FTE.
  - **Safety net provider payment** – The bill includes a net decrease of \$3.7 million cash funds, including an increase of \$16.4 million cash funds from the Healthcare Affordability and Sustainability Fee and a decrease of \$20.1 million federal funds, to align the appropriation with the expected federal Disproportionate Share Hospital (DSH) supplemental payment and state matching fund requirements.
  - **Utilization management** – The bill includes a decrease of \$3.0 million total funds, including \$1.5 million General Fund, for the projected benefit savings resulting from improvements in and expansion of the review process for medical necessity reviews and prior authorization requests for physician administered drugs, the modernization of the prior authorization review program, and the modernization of the nurse advice line.
  - **Tobacco forecast** – The bill includes a decrease of \$2.7 million total funds to update the estimated tobacco tax revenues available for both CHP+ and the Primary Care Fund and the associated matching federal funds based on the March Legislative Council Staff forecast.
  - **Connect for Health Colorado** – The bill includes a decrease of \$2.3 million total funds to align appropriations with the cost of eligibility determinations for Connect for Health Colorado.
  - **ACC and CHP accountability** – The bill includes a decrease of \$1.1 million total funds, including a decrease of \$368,236 General Fund, and an increase of 2.0 FTE to improve oversight of the Accountable Care Collaborative (ACC) and the Child Health Plan Plus (CHP+) and to true up appropriations for the contract administration of CHP+ with expected expenditures.
  - **Centralized eligibility vendor** – The bill includes a decrease of \$0.3 million total funds, to accurately reflect the cost of reimbursing the Department’s centralized eligibility vendor for eligibility and enrollment services provided to applicants and clients eligible for Medicaid and the Child Health Plan Plus.
-

## SUMMARY OF CHANGES BY LONG BILL DIVISION

SUMMARY TABLE FOR DEPARTMENT OF HEALTH CARE POLICY AND FINANCING						
	TOTAL FUNDS	GENERAL FUND <sup>1</sup>	CASH FUNDS	REAPPROPRIATED FUNDS	FEDERAL FUNDS	FTE
FY 2021-22 Appropriation	\$13,321,616,798	\$3,231,236,325	\$1,678,788,103	\$86,924,875	\$8,324,667,495	654.9
Long Bill supplemental	112,789,970	(190,185,414)	(351,561)	122,413	303,204,532	0.0
<b>FY 2021-22 Adjusted Appropriation</b>	<b>\$13,434,406,768</b>	<b>\$3,041,050,911</b>	<b>\$1,678,436,542</b>	<b>\$87,047,288</b>	<b>\$8,627,872,027</b>	<b>654.9</b>
<b>CHANGES FROM FY 2021-22 BY LONG BILL DIVISION</b>						
Executive Director's Office	\$1,293,598	(\$3,283,898)	\$13,393,271	\$602,476	(\$9,418,251)	54.8
Medical Services Premiums	477,455,078	742,628,523	13,682,674	13,258,668	(292,114,787)	0.0
Behavioral Health Community Programs	54,554,946	76,617,920	24,119,822	0	(46,182,796)	0.0
Office of Community Living	116,638,011	177,292,652	(15,355,144)	0	(45,299,497)	2.0
Indigent Care Program	28,826,715	13,972,839	37,462,646	0	(22,608,770)	0.0
Other Medical Services	69,873,517	22,770,854	53,349,672	27,900	(6,274,909)	0.0
Department of Human Services Medicaid-Funded Programs	4,358,632	7,625,156	0	0	(3,266,524)	0.0
<b>TOTAL FY 2022-23 LONG BILL APPROPRIATION</b>	<b>\$14,187,407,265</b>	<b>\$4,078,674,957</b>	<b>\$1,805,089,483</b>	<b>\$100,936,332</b>	<b>\$8,202,706,493</b>	<b>711.7</b>
\$ Change from prior year	\$753,000,497	\$1,037,624,046	\$126,652,941	\$13,889,044	(\$425,165,534)	56.8
% Change from prior year	5.6%	25.1%	7.5%	16.0%	(4.9%)	8.7%

<sup>1</sup> Includes General Fund Exempt. Includes amounts that are exempt from the statutory limit on state General Fund appropriations pursuant to Section 24-75-201.1 (1)(a)(III)(A), C.R.S. See Appendix D for more information.

## APPROPRIATION DETAIL BY LONG BILL DIVISION

**EXECUTIVE DIRECTOR'S OFFICE:** This division contains the administrative funding for the Department. Specifically, this funding supports the Department's personnel and operating expenses. In addition, this division contains contract funding for provider audits, eligibility determinations, client and provider services, utilization and quality reviews, and information technology contracts. The sources of cash funds and reappropriated funds reflect the Department's financing as a whole and the programs supported by the FTE in the division. The largest source of cash funds for the division is the Healthcare Affordability and Sustainability Fee Cash Fund.

EXECUTIVE DIRECTOR'S OFFICE						
	TOTAL FUNDS	GENERAL FUND	CASH FUNDS	REAPPROPRIATED FUNDS	FEDERAL FUNDS	FTE
FY 2021-22 Appropriation	\$500,327,079	\$111,081,356	\$84,421,736	\$4,144,561	\$300,679,426	613.4
Long Bill supplemental	(1,958,793)	(738,735)	1,312,865	0	(2,532,923)	0.0
<b>FY 2021-22 Adjusted Appropriation</b>	<b>\$498,368,286</b>	<b>\$110,342,621</b>	<b>\$85,734,601</b>	<b>\$4,144,561</b>	<b>\$298,146,503</b>	<b>613.4</b>
<b>CHANGES FROM FY 2021-22 APPROPRIATION</b>						
County administration	\$34,574,647	\$7,153,081	\$4,588,487	\$0	\$22,833,079	5.9
HCBS ARPA spending authority	17,347,068	0	8,673,534	0	8,673,534	(3.4)
Centrally appropriated items	8,012,253	2,609,011	611,256	127,086	4,664,900	0.0
Value-based payments	7,323,533	2,356,897	0	0	4,966,636	3.8
Utilization management	3,650,175	398,837	524,903	0	2,726,435	0.0
Community provider rate	1,761,851	251,812	428,471	0	1,081,568	0.0
All-Payer Claims Database	1,209,655	1,209,655	0	0	0	0.0
Department FTE	990,270	407,490	43,617	470,526	68,637	33.2
HCBS benefits	540,000	270,000	0	0	270,000	0.0
eConsult program	221,516	73,100	37,658	0	110,758	0.0
ACC and CHP accountability	169,824	42,456	29,720	0	97,648	2.0
Transfers to other state agencies	37,475	15,587	0	0	21,888	0.0
Medicaid management information system	(56,199,927)	(10,366,213)	(2,765,239)	0	(43,068,475)	11.8



EXECUTIVE DIRECTOR'S OFFICE						
	TOTAL FUNDS	GENERAL FUND	CASH FUNDS	REAPPROPRIATED FUNDS	FEDERAL FUNDS	FTE
Annualize prior year budget actions	(15,675,477)	(7,705,611)	2,426,705	4,864	(10,401,435)	3.5
Connect for Health Colorado	(2,266,230)	0	(1,004,323)	0	(1,261,907)	0.0
Centralized eligibility vendor	(249,971)	0	(124,986)	0	(124,985)	0.0
CU School of Medicine	(153,064)	0	(76,532)	0	(76,532)	(2.0)
<b>TOTAL FY 2022-23 LONG BILL APPROPRIATION</b>	<b>\$499,661,884</b>	<b>\$107,058,723</b>	<b>\$99,127,872</b>	<b>\$4,747,037</b>	<b>\$288,728,252</b>	<b>668.2</b>
\$ Change from prior year	\$1,293,598	(\$3,283,898)	\$13,393,271	\$602,476	(\$9,418,251)	54.8
% Change from prior year	0.3%	(3.0%)	15.6%	14.5%	(3.2%)	8.9%

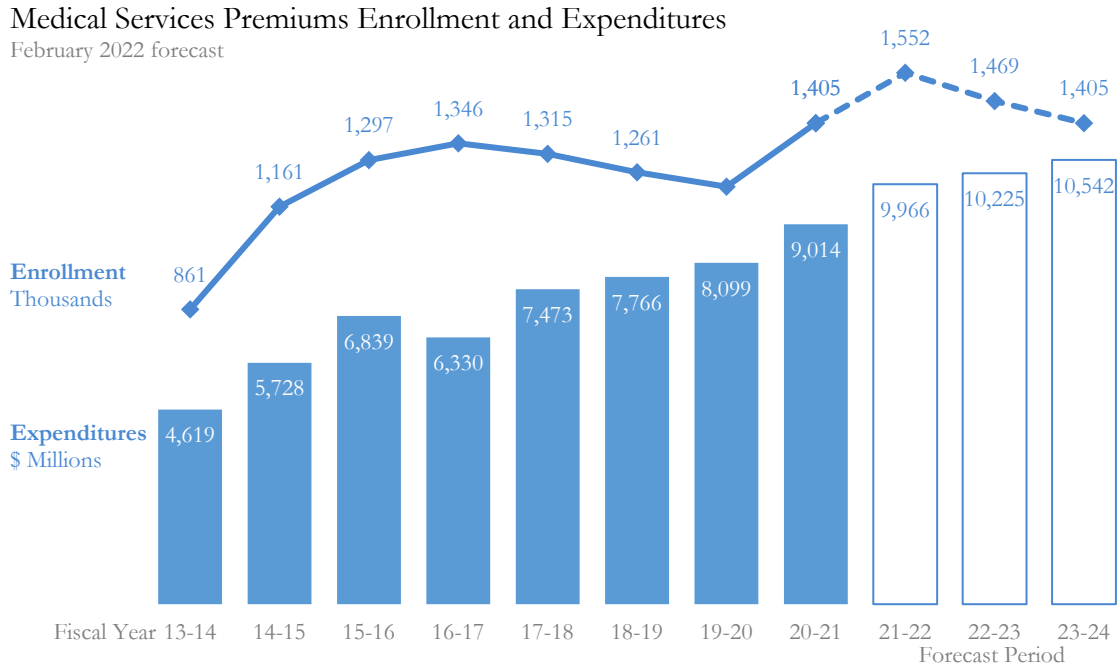
**MEDICAL SERVICES PREMIUMS:** This division provides the health care funding for a projected 1.5 million Medicaid clients in FY 2022-23. Medical services provided include acute care services (e.g. physician visits, prescription drugs, hospitalization) and long-term care services (e.g. nursing home care and community-based services). Significant sources of cash funds include provider fees from hospitals and nursing facilities, tobacco tax revenues deposited in the Health Care Expansion Fund, recoveries and recoupments, Unclaimed Property Tax revenues deposited in the Adult Dental Fund, and funds certified at public hospitals as the state match for federal funds. The reappropriated funds are a transfer from the Department of Higher Education for payments to the University of Colorado School of Medicine and a transfer from the Old Age Pension State Medical Program. Federal funds represent the federal funds available for the Medicaid program.

MEDICAL SERVICES PREMIUMS						
	TOTAL FUNDS	GENERAL FUND <sup>1</sup>	CASH FUNDS	REAPPROPRIATED FUNDS	FEDERAL FUNDS	FTE
FY 2021-22 Appropriation	\$9,857,981,253	\$2,301,505,808	\$1,235,212,886	\$82,583,214	\$6,238,679,345	0.0
Long Bill supplemental	153,980,317	(148,369,425)	3,550,915	122,413	298,676,414	0.0
<b>FY 2021-22 Adjusted Appropriation</b>	<b>\$10,011,961,570</b>	<b>\$2,153,136,383</b>	<b>\$1,238,763,801</b>	<b>\$82,705,627</b>	<b>\$6,537,355,759</b>	<b>0.0</b>
<b>CHANGES FROM FY 2021-22 APPROPRIATION</b>						
Medical Services Premiums	\$215,454,048	\$108,685,821	\$40,671,610	(\$5,874,967)	\$71,971,584	0.0
Community provider rate	108,992,810	36,721,570	5,308,094	0	66,963,146	0.0
Targeted provider rate adjustments	89,808,940	31,773,212	6,859,957	0	51,175,771	0.0
Annualize prior year budget actions	44,388,208	73,937,739	(56,019,541)	5,115,593	21,354,417	0.0
CU School of Medicine	33,966,567	0	0	14,117,982	19,848,585	0.0
HCBS ARPA spending authority	12,221,467	0	12,705,306	0	(483,839)	0.0
Member contributions	1,910,195	963,283	(1,637)	0	948,549	0.0
eConsult program	0	3,674	73,537	0	(77,211)	0.0
Federal match for HCBS	0	129,226,570	1,468,338	0	(130,694,908)	0.0
Federal match public health emergency	0	370,968,524	3,666,070	0	(374,634,594)	0.0
County administration	(13,511,279)	(3,197,873)	(697,720)	0	(9,615,686)	0.0
Utilization management	(6,661,398)	(1,911,822)	(408,344)	0	(4,341,232)	0.0
Department FTE	(6,105,940)	(3,003,000)	0	(99,940)	(3,003,000)	0.0
Nursing homes	(2,460,103)	(1,294,253)	64,201	0	(1,230,051)	0.0
HCBS benefits	(422,581)	(211,291)	0	0	(211,290)	0.0
Value-based payments	(125,856)	(33,631)	(7,197)	0	(85,028)	0.0
<b>TOTAL FY 2022-23 LONG BILL APPROPRIATION</b>	<b>\$10,489,416,648</b>	<b>\$2,895,764,906</b>	<b>\$1,252,446,475</b>	<b>\$95,964,295</b>	<b>\$6,245,240,972</b>	<b>0.0</b>
\$ Change from prior year	\$477,455,078	\$742,628,523	\$13,682,674	\$13,258,668	(\$292,114,787)	0.0
% Change from prior year	4.8%	28.7%	1.1%	16.0%	(4.5%)	n/a

<sup>1</sup> Includes General Fund Exempt. Includes amounts that are exempt from the statutory limit on state General Fund appropriations pursuant to Section 24-75-201.1 (1)(a)(III)(A), C.R.S. See Appendix D for more information.

The bill includes significant adjustments for enrollment and utilization trends based on the February 2022 forecast by the Department of Health Care Policy and Financing of expenditures under current eligibility and benefit policies.

The chart below summarizes trends in physical health and most long-term services and supports, excluding individuals with intellectual and developmental disabilities waiver services. To offer a better sense of the relationship between caseload and expenditures, reconciliation payments and savings have been adjusted to appear in the fiscal year when the service was provided. This is different from the way the money is appropriated, which is based on when the expenditures or savings impact the state's cash flow.



**FY 2021-22**

Enrollment and per capita trends account for a significant portion of the total FY 2021-22 adjustment, however, the continuation of the federal public health emergency accounts for the largest portion of the General Fund reduction.

FY 2021-22 MEDICAL SERVICES PREMIUMS ENROLLMENT/UTILIZATION TRENDS				
	TOTAL FUNDS	GENERAL FUND	OTHER STATE	FEDERAL FUNDS
FY 2021-22 Appropriation	\$9,857,981,253	\$2,301,505,808	\$1,317,796,100	\$6,238,679,345
<b>Acute Care</b>				
Enrollment	58,427,934	21,472,797	940,329	36,014,808
Per capita	<u>115,565,284</u>	<u>32,715,346</u>	<u>11,364,744</u>	<u>71,485,194</u>
<i>Subtotal - Acute Care</i>	<i>173,993,218</i>	<i>54,188,143</i>	<i>12,305,073</i>	<i>107,500,002</i>
<b>Long-term Services and Supports</b>				
HCBS waivers	(7,452,473)	(2,705,248)	0	(4,747,225)
Long-Term Home Health/PDN	(118,848)	(43,142)	0	(75,706)
Hospice	(7,489,047)	(3,280,203)	0	(4,208,844)
Nursing homes	(25,074,725)	(10,982,730)	0	(14,091,995)
PACE	(11,835,664)	(5,184,021)	0	(6,651,643)
Other	0	<u>2,702,676</u>	<u>(52,157)</u>	<u>(2,650,519)</u>
<i>Subtotal - LTSS</i>	<i>(51,970,757)</i>	<i>(19,492,668)</i>	<i>(52,157)</i>	<i>(32,425,932)</i>
Medicare insurance premiums	10,902,903	4,775,471	0	6,127,432
Service management	4,434,384	1,700,996	722,848	2,010,540
Federal match rate	0	(169,480,860)	(10,595,737)	180,076,597
CHIPRA Reconciliation	24,000,000	24,000,000	0	0
SB 21-213 Use of Increased Medicaid Match	0	(37,034,803)	37,034,803	0
Financing	11,412,263	(8,558,704)	(24,793,841)	44,764,808
<b>TOTAL</b>	<b>\$10,030,753,264</b>	<b>\$2,151,603,383</b>	<b>\$1,332,417,089</b>	<b>\$6,546,732,792</b>
Increase/(Decrease)	\$172,772,011	(\$149,902,425)	\$14,620,989	\$308,053,447
Percentage Change	1.8%	(6.5%)	1.1%	4.9%

FY 2022-23

Increased long-term services and supports projections account for a significant increase in total funds expenditures for FY 2022-23, however the anticipated expiration of both the 6.2 percent and 10.0 percent federal matches will drive a significant General Fund increase.

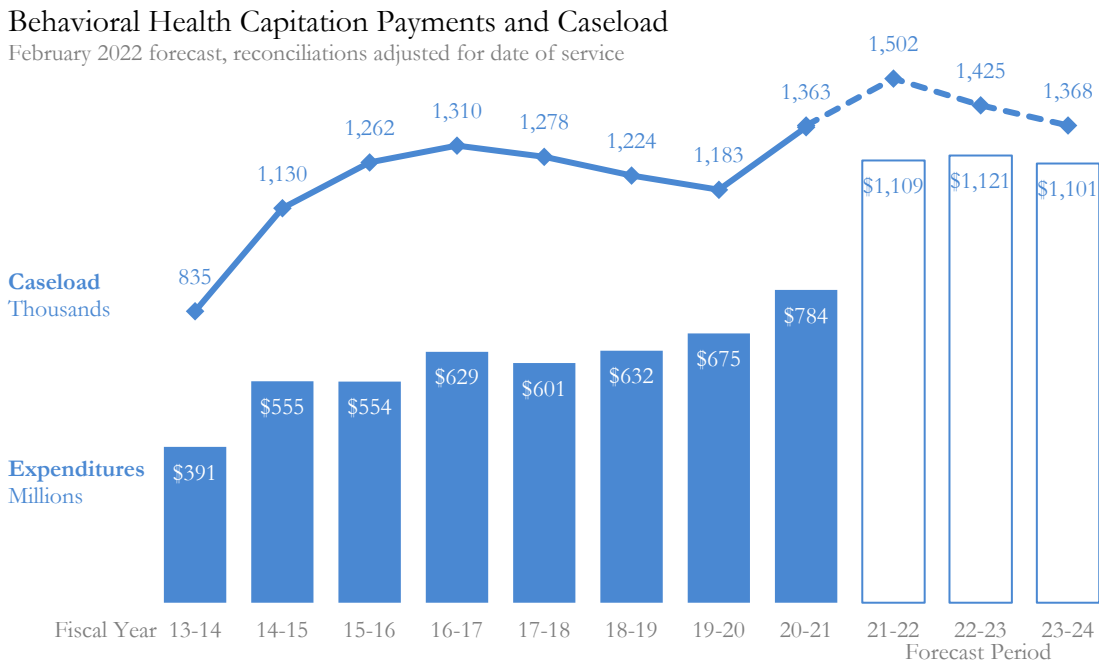
FY 2022-23 MEDICAL SERVICES PREMIUMS ENROLLMENT/UTILIZATION TRENDS				
	TOTAL FUNDS	GENERAL FUND	OTHER STATE	FEDERAL FUNDS
FY 2022-23 Projection	\$10,030,888,504	\$2,606,498,055	\$1,229,841,091	\$6,194,549,358
Acute Care				
Enrollment	(249,654,070)	(61,968,026)	(10,817,456)	(176,868,588)
Per capita	240,193,813	80,830,285	5,564,978	153,798,550
<i>Subtotal - Acute Care</i>	<i>(9,460,257)</i>	<i>18,862,259</i>	<i>(5,252,478)</i>	<i>(23,070,038)</i>
Long-term Services and Supports				
HCBS waivers	72,125,149	26,181,429	0	45,943,720
Long-Term Home Health/PDN	44,771,132	16,251,921	0	28,519,211
Hospice	11,241,249	4,080,573	0	7,160,676
Nursing homes	73,527,990	32,205,260	0	41,322,730
PACE	30,331,312	11,010,266	0	19,321,046
Other	0	0	0	0
<i>Subtotal - LTSS</i>	<i>231,996,832</i>	<i>89,729,449</i>	<i>0</i>	<i>142,267,383</i>
Medicare insurance premiums	18,783,241	10,285,678	0	8,497,563
Service management	(14,559,702)	(3,872,787)	(1,345,010)	(9,341,905)
Federal match rate [6.2%] - FFCRA (expires 6/30/22)	0	370,968,524	3,666,070	(374,634,594)
Federal match rate [10%] - ARPA (expires 3/31/22)	0	129,226,570	1,468,338	(130,694,908)
CHIPRA Reconciliation	(24,000,000)	(24,000,000)	0	0
SB 21-213 Use of Increased Medicaid Match	0	94,365,137	(94,365,137)	0
Financing	57,082,142	(2,746,176)	84,855,320	(25,027,002)
<b>TOTAL</b>	<b>\$10,290,730,760</b>	<b>\$3,289,316,709</b>	<b>\$1,218,868,194</b>	<b>\$5,782,545,857</b>
Increase/(Decrease)	\$259,842,256	\$682,818,654	(\$10,972,897)	(\$412,003,501)
Percentage Change	2.6%	26.2%	(0.9%)	(6.7%)

**BEHAVIORAL HEALTH COMMUNITY PROGRAMS:** This section provides for mental health and substance use disorder care through the purchase of services from regional entities that manage behavioral health services for eligible Medicaid clients in a capitated, risk-based model. This section also provides funding for Medicaid fee-for-service payments for a limited set of behavioral health services to treat mental health conditions and diagnoses that are not covered by the capitation program (e.g., autism spectrum disorders). This funding also covers the client share of expenditures for individuals who are eligible for both Medicaid and Medicare and who receive mental health services under their Medicare benefits package. Cash fund sources include the Healthcare Affordability and Sustainability Fee Cash Fund and the Breast and Cervical Cancer Prevention and Treatment Fund.

BEHAVIORAL HEALTH COMMUNITY PROGRAMS						
	TOTAL FUNDS	GENERAL FUND	CASH FUNDS	REAPPROPRIATED FUNDS	FEDERAL FUNDS	FTE
FY 2021-22 Appropriation	\$1,099,059,020	\$218,082,748	\$63,463,318	\$0	\$817,512,954	0.0
Long Bill supplemental	(22,574,831)	(22,419,185)	(3,421,235)	0	3,265,589	0.0
<b>FY 2021-22 Adjusted Appropriation</b>	<b>\$1,076,484,189</b>	<b>\$195,663,563</b>	<b>\$60,042,083</b>	<b>\$0</b>	<b>\$820,778,543</b>	<b>0.0</b>
CHANGES FROM FY 2021-22 APPROPRIATION						
Annualize prior year budget actions	\$43,701,499	\$6,157,732	\$3,377,253	\$0	\$34,166,514	0.0
Behavioral health	12,832,408	13,857,322	701,478	0	(1,726,392)	0.0
Community provider rate	273,270	60,708	17,829	0	194,733	0.0
Nursing homes	2,791	1,395	0	0	1,396	0.0
Federal match for HCBS	0	30,627,165	14,494,458	0	(45,121,623)	0.0

BEHAVIORAL HEALTH COMMUNITY PROGRAMS						
	TOTAL FUNDS	GENERAL FUND	CASH FUNDS	REAPPROPRIATED FUNDS	FEDERAL FUNDS	FTE
Federal match public health emergency	0	26,390,642	5,656,217	0	(32,046,859)	0.0
County administration	(2,255,022)	(477,044)	(127,413)	0	(1,650,565)	0.0
<b>TOTAL FY 2022-23 LONG BILL APPROPRIATION</b>	<b>\$1,131,039,135</b>	<b>\$272,281,483</b>	<b>\$84,161,905</b>	<b>\$0</b>	<b>\$774,595,747</b>	<b>0.0</b>
\$ Change from prior year	\$54,554,946	\$76,617,920	\$24,119,822	\$0	(\$46,182,796)	0.0
% Change from prior year	5.1%	39.2%	40.2%	n/a	(5.6%)	n/a

The bill includes significant adjustments for enrollment and utilization trends based on the February 2022 forecast by the Department of Health Care Policy and Financing of expenditures under current eligibility and benefit policies. The chart below summarizes trends in behavioral health capitation payments and caseload. To offer a better sense of the relationship between caseload and expenditures, reconciliation payments and savings have been adjusted to appear in the fiscal year when the service was provided. This is different from the way the money is appropriated, which is based on when the expenditures or savings impact the state's cash flow.



The \$325 million increase from FY 20-21 to FY 21-22 is primarily due to higher rates (\$104.4 million) driven by a higher percentage of Medicaid clients utilizing behavioral health services, the higher caseload (\$83.1 million), and the ramp-up of the substance use disorder benefit (\$73.8 million).

The rapid enrollment increase from FY 19-20 through FY 21-22 and the decrease from FY 21-22 through FY 23-24 is largely due to a provision of the federal Families First Coronavirus Response Act that gives continuous eligibility for Medicaid through the end of the federal public health emergency regardless of changes in family income. Once the federal public health emergency ends, the Department will go through a process to disenroll people from Medicaid who are no longer eligible. To disenroll people the Department must collect the necessary documentation to redetermine eligibility, notify the client, and then work through appeals. The process is expected to take several months before enrollment reaches a new baseline level. Although the Department expects to complete the disenrollments in FY 22-23, the fiscal year will still include some months of very high enrollment. The average enrollment for FY 22-23 is expected to be higher than the average enrollment for FY 23-24, even though the Department expects enrollment to begin growing again in FY 23-24.

*FY 2021-22*

The table below shows the most significant factors driving the change in the forecast for FY 2021-22. Note that this table displays changes from the appropriation and not changes from FY 2020-21. A negative number does not necessarily indicate negative growth for the fiscal year, but just slower growth than had been assumed for the appropriation.

FY 2021-22 BEHAVIORAL HEALTH ENROLLMENT/UTILIZATION TRENDS				
	TOTAL FUNDS	GENERAL FUND	OTHER STATE	FEDERAL FUNDS
FY 2021-22 Appropriation	\$1,099,059,020	\$218,082,748	\$63,463,318	\$817,512,954
Enrollment	14,352,655	3,482,013	379,567	10,491,075
Per capita	(3,626,050)	(870,766)	(442,430)	(2,312,854)
Substance use disorder risk corridor adjustment	(33,301,437)	(8,438,979)	(2,102,426)	(22,760,032)
Federal match for public health emergency	0	(16,591,453)	(1,255,947)	17,847,400
<b>TOTAL</b>	<b>\$1,076,484,188</b>	<b>\$195,663,563</b>	<b>\$60,042,082</b>	<b>\$820,778,543</b>
Increase/(Decrease)	(\$22,574,832)	(\$22,419,185)	(\$3,421,236)	\$3,265,589
Percentage Change	(2.1%)	(10.3%)	(5.4%)	(0.4%)

*FY 2022-23*

The next table shows the most significant factors driving the forecasted change in expenditures from FY 2021-22 to FY 2022-23. The table combines the impact of changes in the forecast and second- and third-year impacts of prior decisions made by the General Assembly, which are sometimes separated in other tables within this document.

FY 2022-23 BEHAVIORAL HEALTH ENROLLMENT/UTILIZATION TRENDS				
	TOTAL FUNDS	GENERAL FUND	OTHER STATE	FEDERAL FUNDS
FY 2022-23 Projection	\$1,076,484,188	\$195,663,563	\$60,042,082	\$820,778,543
Enrollment	(39,350,452)	(7,238,026)	(1,503,974)	(30,608,452)
Per capita	62,582,922	18,814,101	3,480,279	40,288,542
Annualize SUD risk corridor adj.	33,301,437	8,438,979	2,102,426	22,760,032
Federal match for HCBS	0	26,390,642	5,656,217	(32,046,859)
Federal match for public health emergency	0	30,627,165	14,494,458	(45,121,623)
<b>TOTAL</b>	<b>\$1,133,018,095</b>	<b>\$272,696,424</b>	<b>\$84,271,488</b>	<b>\$776,050,183</b>
Increase/(Decrease)	\$56,533,907	\$77,032,861	\$24,229,406	(\$44,728,360)
Percentage Change	5.3%	39.4%	40.4%	(5.4%)

**OFFICE OF COMMUNITY LIVING:** The Office houses the Division for Intellectual and Developmental Disabilities and is responsible for the following functions related to the provision of services by community-based providers to individuals with intellectual and developmental disabilities:

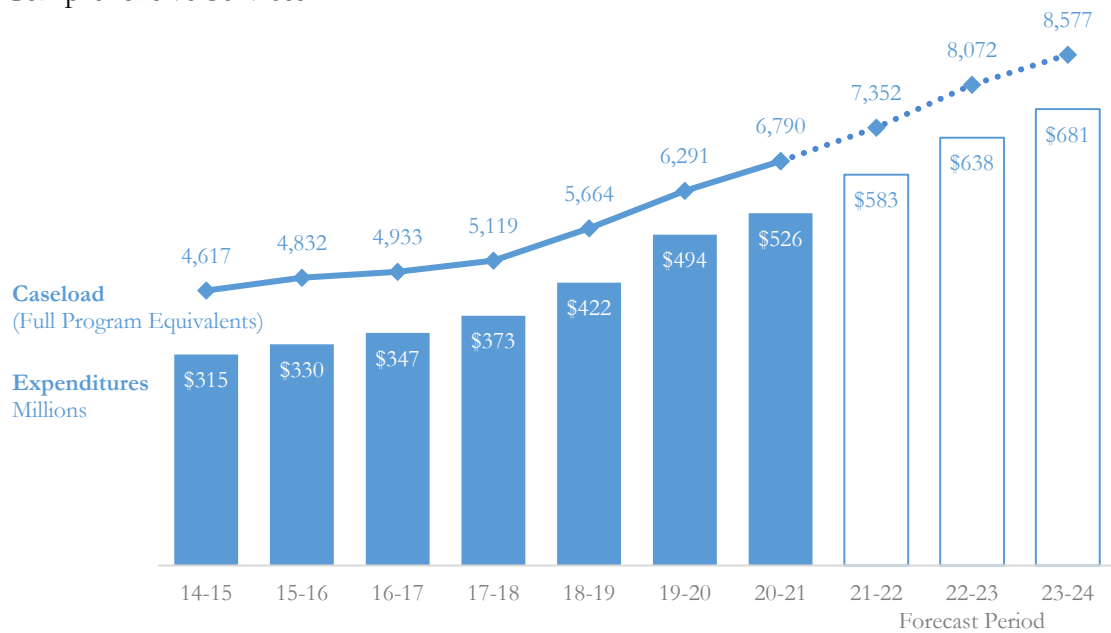
- Administration of four Medicaid waivers for individuals with developmental disabilities;
- Establishment of service reimbursement rates;
- Ensuring compliance with federal Centers for Medicare and Medicaid rules and regulations;
- Communication and coordination with Community Center Boards regarding waiver policies, rate changes, and waiting list information reporting; and
- Administration of the Family Support Services Program.

Cash fund sources include the Healthcare Affordability and Sustainability Fee Cash Fund.

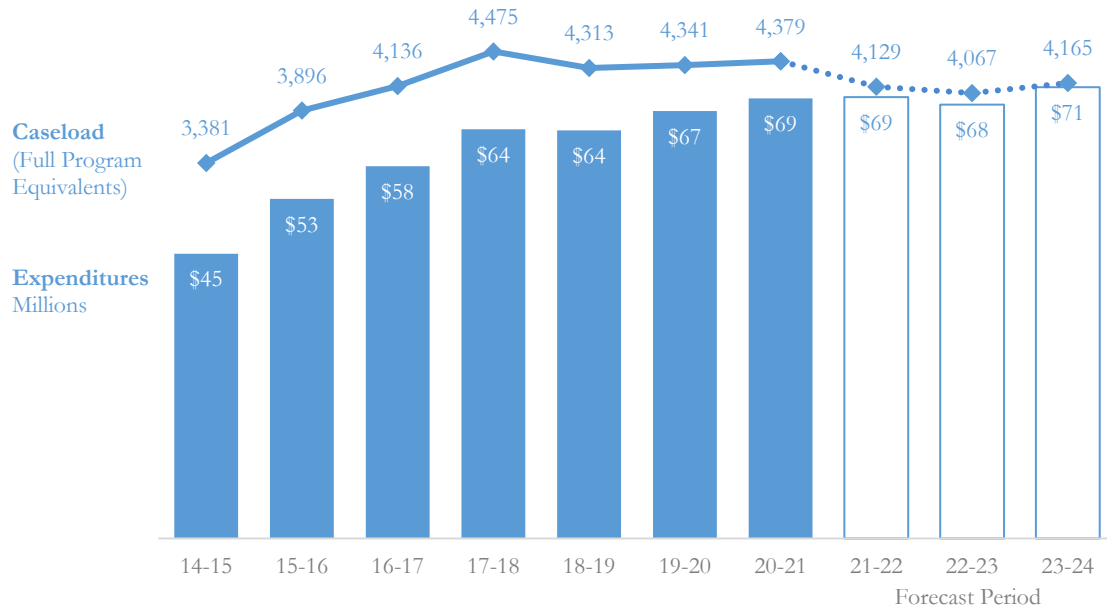
OFFICE OF COMMUNITY LIVING						
	TOTAL FUNDS	GENERAL FUND	CASH FUNDS	REAPPROPRIATED FUNDS	FEDERAL FUNDS	FTE
FY 2021-22 Appropriation	\$878,749,508	\$318,109,176	\$50,617,269	\$0	\$510,023,063	37.5
Long Bill supplemental	(19,219,212)	(31,817,126)	1,194,726	0	11,403,188	0.0
<b>FY 2021-22 Adjusted Appropriation</b>	<b>\$859,530,296</b>	<b>\$286,292,050</b>	<b>\$51,811,995</b>	<b>\$0</b>	<b>\$521,426,251</b>	<b>37.5</b>
CHANGES FROM FY 2021-22 APPROPRIATION						
Office of Community Living	\$58,545,049	\$36,331,303	(\$18,389,973)	\$0	\$40,603,719	0.0
Annualize prior year budget actions	23,327,620	13,623,893	(1,845,457)	0	11,549,184	2.0
Targeted provider rate adjustments	21,520,734	10,760,372	0	0	10,760,362	0.0
Community provider rate	15,723,395	7,922,171	153,182	0	7,648,042	0.0
HCBS benefits	1,328,532	1,310,062	0	0	18,470	0.0
Federal match public health emergency	0	52,971,552	0	0	(52,971,552)	0.0
Federal match for HCBS	0	54,373,299	1,088,099	0	(55,461,398)	0.0
HCBS ARPA spending authority	(3,807,319)	0	3,639,005	0	(7,446,324)	0.0
<b>TOTAL FY 2022-23 LONG BILL APPROPRIATION</b>	<b>\$976,168,307</b>	<b>\$463,584,702</b>	<b>\$36,456,851</b>	<b>\$0</b>	<b>\$476,126,754</b>	<b>39.5</b>
\$ Change from prior year	\$116,638,011	\$177,292,652	(\$15,355,144)	\$0	(\$45,299,497)	2.0
% Change from prior year	13.6%	61.9%	(29.6%)	n/a	(8.7%)	5.3%

The bill includes significant adjustments for enrollment and utilization trends based on the February 2022 forecast by the Department of Health Care Policy and Financing of expenditures under current eligibility and benefit policies. The charts below summarize trends in expenditures and enrollment for Medicaid waivers for individuals with intellectual and developmental disabilities.

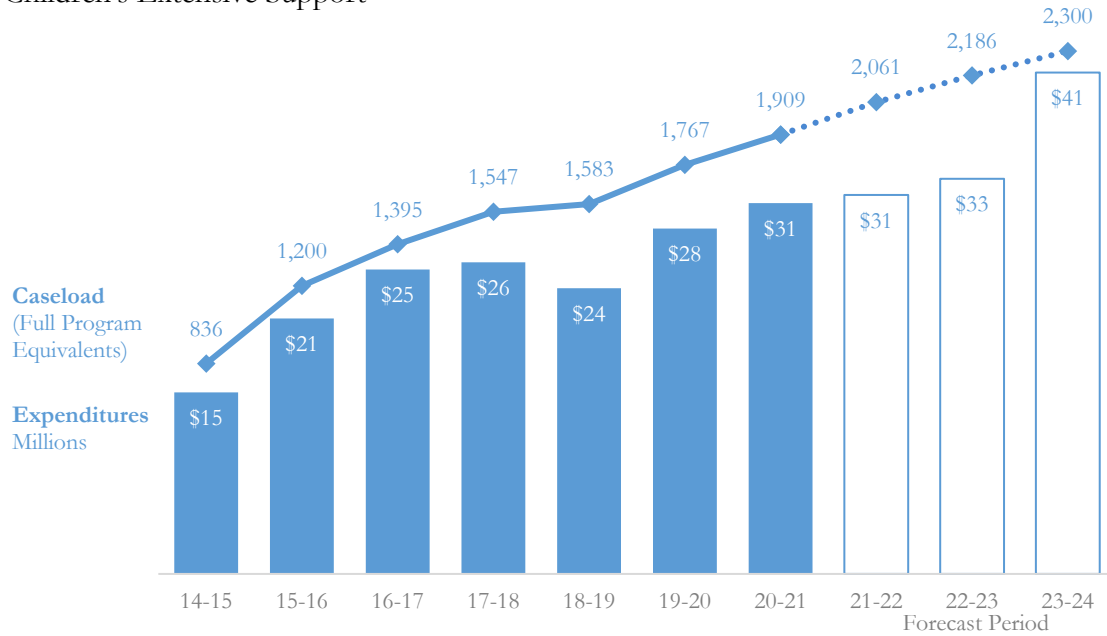
### Comprehensive Services



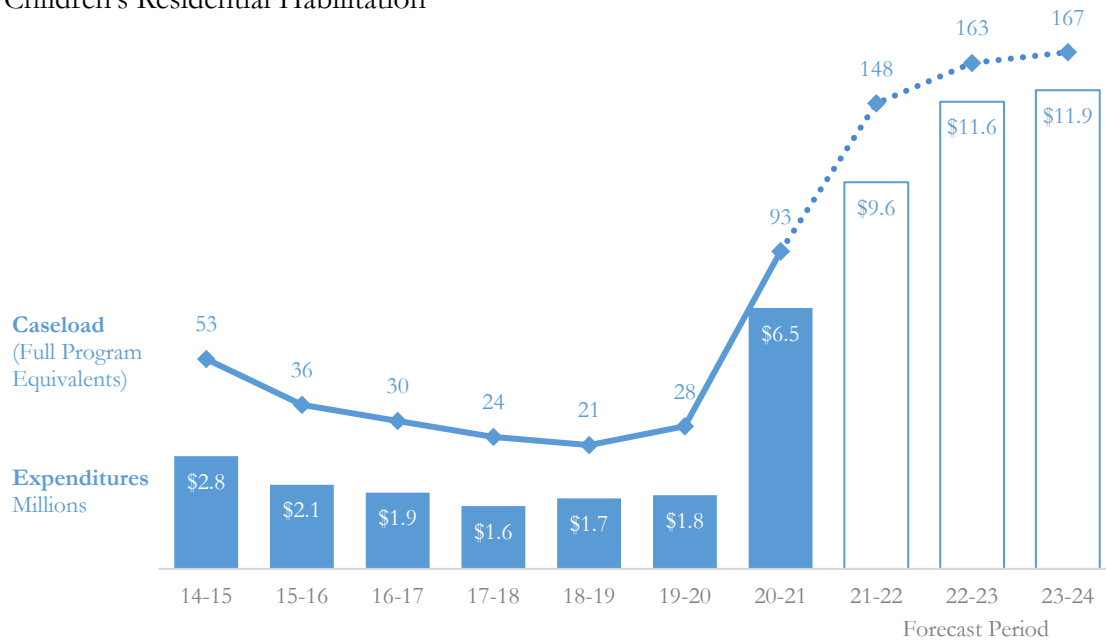
### Supported Living Services



### Children's Extensive Support



## Children's Residential Habilitation



**INDIGENT CARE PROGRAM:** This division contains funding for the following programs: (1) Colorado Indigent Care Program (CICP), which partially reimburses providers for medical services to uninsured and underinsured individuals with incomes up to 250 percent of the federal poverty level; (2) Children's Basic Health Plan; and (3) the Primary Care Grant Program. The sources of cash funds are the Health Care Affordability and Sustainability Fee Cash Fund, tobacco tax money, tobacco settlement money, enrollment fees for the Children's Basic Health Plan, and recoveries and recoupments. The tobacco tax money primarily goes through the Primary Care Fund to provide primary care grants. The tobacco settlement money primarily goes through the Children's Basic Health Plan Trust.

INDIGENT CARE PROGRAM						
	TOTAL FUNDS	GENERAL FUND	CASH FUNDS	REAPPROPRIATED FUNDS	FEDERAL FUNDS	FTE
FY 2021-22 Appropriation	\$456,083,085	\$20,422,893	\$144,686,202	\$0	\$290,973,990	0.0
Long Bill supplemental	(16,180,702)	(4,662,415)	(3,910,551)	0	(7,607,736)	0.0
<b>FY 2021-22 Adjusted Appropriation</b>	<b>\$439,902,383</b>	<b>\$15,760,478</b>	<b>\$140,775,651</b>	<b>\$0</b>	<b>\$283,366,254</b>	<b>0.0</b>
<b>CHANGES FROM FY 2021-22 APPROPRIATION</b>						
Child Health Plan Plus	\$29,794,850	\$7,894,419	\$1,091,597	\$0	\$20,808,834	0.0
Annualize prior year budget actions	7,391,435	641,405	5,501,773	0	1,248,257	0.0
Federal match public health emergency	0	5,991,120	15,874,317	0	(21,865,437)	0.0
Safety net provider payment	(3,735,404)	0	16,360,790	0	(20,096,194)	0.0
Tobacco forecast	(2,654,083)	0	(1,235,318)	0	(1,418,765)	0.0
ACC and CHP accountability	(1,258,319)	(410,692)	(29,720)	0	(817,907)	0.0
County administration	(686,972)	(143,413)	(97,026)	0	(446,533)	0.0
Centralized eligibility vendor	(24,723)	0	(3,698)	0	(21,025)	0.0
<b>TOTAL FY 2022-23 LONG BILL APPROPRIATION</b>	<b>\$468,729,167</b>	<b>\$29,733,317</b>	<b>\$178,238,366</b>	<b>\$0</b>	<b>\$260,757,484</b>	<b>0.0</b>
\$ Change from prior year	\$28,826,784	\$13,972,839	\$37,462,715	\$0	(\$22,608,770)	0.0
% Change from prior year	6.6%	88.9%	26.6%	n/a	(8.0%)	n/a

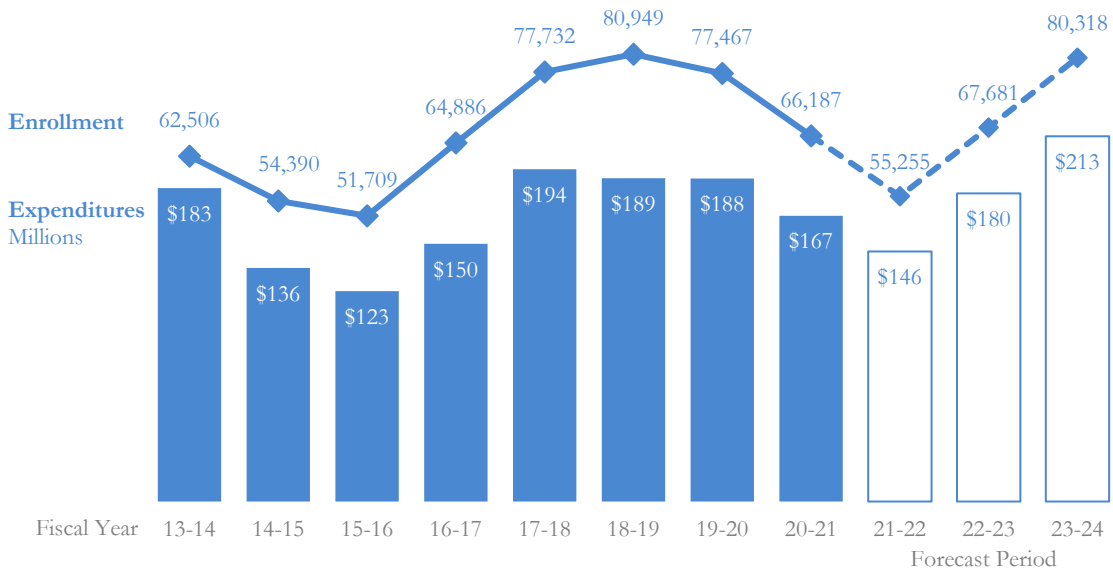
The bill includes significant adjustments for enrollment and utilization trends based on the February 2022 forecast by the Department of Health Care Policy and Financing of expenditures under current eligibility and benefit policies.



The chart below summarizes trends in expenditures and enrollment for the Children's Basic Health Plan (marketed as the Child Health Plan Plus, or CHP+).

### Children's Basic Health Plan (CHP+) Enrollment and Expenditures

February 2022 forecast, without reconciliations



Historically, enrollment in CHP+ has been highly changeable, in part because eligibility for the program is sandwiched between an upper income limit and a lower income limit below which an applicant is eligible for Medicaid and not eligible for CHP+. Sometimes when Medicaid enrollment decreases CHP+ enrollment increases, and vice versa, as people transition between the two programs. In addition, CHP+ has experienced frequent adjustments to state and federal eligibility criteria and to administrative procedures for handling eligibility determinations.

Due to the Medicaid continuous coverage requirement during the federal public health emergency, clients have not moved from Medicaid to CHP+. Also, there are few clients moving from CHP+ to private or no insurance, because the Department adopted rules providing continuous eligibility for children on CHP+ that mirror the federal requirements for continuous coverage on Medicaid during the federal public health emergency. However, there are children moving from CHP+ to Medicaid, which is more favorable coverage, resulting in a net decrease in CHP+ enrollment.

When the continuous coverage requirement during the public health emergency ends, the Department forecasts a rapid increase in CHP+ enrollment as clients move from Medicaid to CHP+.

#### FY 2021-22

The table below shows the most significant factors driving the change in the Department's forecast for FY 2021-22. Note that this table displays changes from the appropriation and not changes from FY 2020-21. A negative number does not necessarily indicate negative growth for the fiscal year, but just slower growth than had been assumed for the appropriation.

FY 2021-22 CHILDREN'S BASIC HEALTH PLAN ENROLLMENT/UTILIZATION TRENDS				
	TOTAL FUNDS	GENERAL FUND	OTHER STATE	FEDERAL FUNDS
FY 2021-22 Appropriation	\$161,976,673	\$15,708,256	\$37,883,046	\$108,385,371
Enrollment	(17,562,024)	(2,928,080)	(2,456,436)	(12,177,508)
Per capita	4,037,088	295,652	944,288	2,797,148
Reconciliations	(2,655,766)	(194,493)	(619,765)	(1,841,508)

FY 2021-22 CHILDREN'S BASIC HEALTH PLAN ENROLLMENT/UTILIZATION TRENDS				
	TOTAL FUNDS	GENERAL FUND	OTHER STATE	FEDERAL FUNDS
Federal match for public health emergency	0	(1,835,494)	(1,668,183)	3,503,677
<b>TOTAL</b>	<b>\$145,795,971</b>	<b>\$11,045,841</b>	<b>\$34,082,950</b>	<b>\$100,667,180</b>
Increase/(Decrease)	(\$16,180,702)	(\$4,662,415)	(\$3,800,096)	(\$7,718,191)
Percentage Change	(10.0%)	(29.7%)	(10.0%)	(7.1%)

*FY 2022-23*

The next table shows the most significant factors driving the forecasted change in expenditures from FY 2021-22 to FY 2022-23. The table combines the impact of changes in the forecast and second- and third-year impacts of prior decisions made by the General Assembly, which are sometimes separated in other tables within this document.

FY 2022-23 CHILDREN'S BASIC HEALTH PLAN ENROLLMENT/UTILIZATION TRENDS				
	TOTAL FUNDS	GENERAL FUND	OTHER STATE	FEDERAL FUNDS
FY 2021-22 Projection	\$145,795,971	\$11,045,841	\$34,082,950	\$100,667,180
Enrollment	31,026,183	8,399,319	1,113,308	21,513,556
Per capita	2,885,474	136,505	748,181	2,000,788
Federal match for public health emergency	0	5,323,752	2,873,990	(8,197,742)
<b>TOTAL</b>	<b>\$179,707,628</b>	<b>\$24,905,417</b>	<b>\$38,818,429</b>	<b>\$115,983,782</b>
Increase/(Decrease)	\$33,911,657	\$13,859,576	\$4,735,479	\$15,316,602
Percentage Change	23.3%	125.5%	13.9%	15.2%

**OTHER MEDICAL SERVICES:** This division contains the funding for:

- The state's obligation under the Medicare Modernization Act for prescription drug benefits;
- The Old Age Pension State-Only Medical Program;
- Health training programs, including the Commission on Family Medicine and the University Teaching Hospitals; and
- Public School Health Services.

The sources of cash funds include certified public expenditures by school districts, the Old Age Pension Health and Medical Fund, and the Marijuana Tax Cash Fund. The sources of reappropriated funds include transfers within the division from the Public School Health Services line item and a transfer from the Department of Higher Education for family medicine residencies.

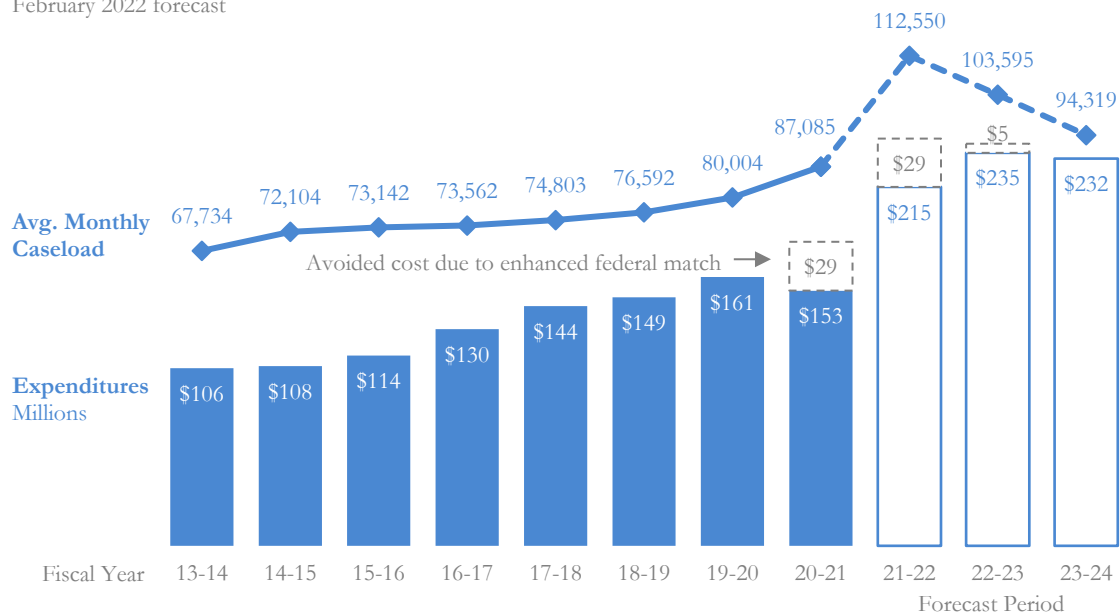
OTHER MEDICAL SERVICES						
	TOTAL FUNDS	GENERAL FUND	CASH FUNDS	REAPPROPRIATED FUNDS	FEDERAL FUNDS	FTE
FY 2021-22 Appropriation	\$406,132,786	\$207,977,051	\$98,497,789	\$197,100	\$99,460,846	4.0
Long Bill supplemental	18,743,191	17,821,472	921,719	0	0	0.0
<b>FY 2021-22 Adjusted Appropriation</b>	<b>\$424,875,977</b>	<b>\$225,798,523</b>	<b>\$99,419,508</b>	<b>\$197,100</b>	<b>\$99,460,846</b>	<b>4.0</b>
<b>CHANGES FROM FY 2021-22 APPROPRIATION</b>						
HCBS ARPA spending authority	\$42,406,863	\$0	\$42,406,863	\$0	\$0	0.0
Federal match public health emergency	23,537,158	24,092,103	5,245,873	27,900	(5,828,718)	0.0
Transfers to other state agencies	4,706,022	0	5,196,936	0	(490,914)	0.0
Annualize prior year budget actions	1,471,570	1,721,570	(250,000)	0	0	0.0
SBIRT grant program	750,000	0	750,000	0	0	0.0
Commission on Family Medicine	89,445	44,722	0	0	44,723	0.0
SBIRT training	0	0	0	0	0	0.0
Medicare Modernization Act	(3,087,541)	(3,087,541)	0	0	0	0.0

OTHER MEDICAL SERVICES						
	TOTAL FUNDS	GENERAL FUND	CASH FUNDS	REAPPROPRIATED FUNDS	FEDERAL FUNDS	FTE
<b>TOTAL FY 2022-23 LONG BILL APPROPRIATION</b>	<b>\$494,749,494</b>	<b>\$248,569,377</b>	<b>\$152,769,180</b>	<b>\$225,000</b>	<b>\$93,185,937</b>	<b>4.0</b>
\$ Change from prior year	\$69,873,517	\$22,770,854	\$53,349,672	\$27,900	(\$6,274,909)	0.0
% Change from prior year	16.4%	10.1%	53.7%	14.2%	(6.3%)	0.0%

The bill includes significant adjustments for enrollment and utilization trends based on the February 2022 forecast by the Department of Health Care Policy and Financing of expenditures under current eligibility and benefit policies. The chart below summarizes trends in expenditures and caseload for the Medicare Modernization Act. The Medicare Modernization Act (MMA) requires states to reimburse the federal government for a portion of prescription drug costs for people dually eligible for Medicare and Medicaid.

### Medicare Modernization Act Caseload and Expenditures

February 2022 forecast



The enhanced federal match through the federal Families First Coronavirus Response Act reduces the state obligation under the Medicare Modernization Act. As a result, the Department estimates Colorado is saving \$29 million General Fund in FY 2020-21, including a credit of \$6.6 million for payments in FY 2019-20, \$29 million General Fund in FY 21-22, and another \$5 million in FY 22-23. Even though the forecast assumes the federal public health emergency will end during FY 21-22, there is still an impact in FY 22-23 due to delays between the date of service and when payments are made to the federal government.

The rapid increase in caseload in FY 20-21 and FY 21-22 is due to a combination of the continuous coverage requirement during the public health emergency and a change in the methodology the Department uses to determine the caseload for purposes of calculating the MMA obligation. The decrease in caseload in FY 22-23 and FY 23-24 is similarly attributable to the end of the continuous coverage requirement during the public health emergency and the end of a one-time increase in invoiced caseload to account for member months over the last three years that were not captured under the old methodology for calculating the MMA obligation.

#### FY 2021-22

The table below shows the most significant factors driving the change in the Department's forecast for FY 21-22. Note that this table displays changes from the appropriation and not changes from FY 20-21. A negative number

does not necessarily indicate negative growth for the fiscal year, but just slower growth than had been assumed for the appropriation.

FY 2021-22 MEDICARE MODERNIZATION ACT	
	GENERAL FUND
FY 2021-22 Appropriation	\$197,201,203
Enrollment	(1,873,076)
File cleanup	29,506,896
Federal match for public health emergency	(9,812,348)
<b>TOTAL</b>	<b>\$215,022,675</b>
Increase/(Decrease)	\$17,821,472
Percentage Change	9.0%

### FY 2022-23

The next table shows the most significant factors driving the forecasted change in expenditures from FY 2021-22 to FY 2022-23. The table combines the impact of changes in the forecast and second- and third-year impacts of prior decisions made by the General Assembly, which are sometimes separated in other tables within this document.

FY 2022-23 MEDICARE MODERNIZATION ACT	
	GENERAL FUND
FY 2022-23 Projection	\$215,022,675
Enrollment	4,673,145
Per capita	14,330,778
Annualize file cleanup	(22,091,464)
End of enhanced federal match	23,537,158
<b>TOTAL</b>	<b>\$235,472,292</b>
Increase/(Decrease)	\$20,449,617
Percentage Change	9.5%

**DEPARTMENT OF HUMAN SERVICES MEDICAID-FUNDED PROGRAMS:** This division contains funding that is reappropriated to the Department of Human Services for Medicaid funded programs. See the Department of Human Services section of this document for additional information.

DEPARTMENT OF HUMAN SERVICES MEDICAID-FUNDED PROGRAMS						
	TOTAL FUNDS	GENERAL FUND	CASH FUNDS	REAPPROPRIATED FUNDS	FEDERAL FUNDS	FTE
<b>FY 2021-22 Appropriation</b>	<b>\$123,284,067</b>	<b>\$54,057,293</b>	<b>\$1,888,903</b>	<b>\$0</b>	<b>\$67,337,871</b>	<b>0.0</b>
<b>CHANGES FROM FY 2021-22 APPROPRIATION</b>						
Human Services	\$3,293,146	\$1,646,574	\$0	\$0	\$1,646,572	0.0
Centrally appropriated items	585,603	292,801	0	0	292,802	0.0
Community provider rate	479,883	239,942	0	0	239,941	0.0
Federal match public health emergency	0	5,445,839	0	0	(5,445,839)	0.0
<b>TOTAL FY 2022-23 LONG BILL APPROPRIATION</b>	<b>\$127,642,699</b>	<b>\$61,682,449</b>	<b>\$1,888,903</b>	<b>\$0</b>	<b>\$64,071,347</b>	<b>0.0</b>
\$ Change from prior year	\$4,358,632	\$7,625,156	\$0	\$0	(\$3,266,524)	0.0
% Change from prior year	3.5%	14.1%	0.0%	n/a	(4.9%)	n/a

# DEPARTMENT OF HIGHER EDUCATION

**Description:** The Department is responsible for higher education and vocational training programs in the state. The Colorado Commission on Higher Education (CCHE) serves as the central policy and coordinating board for the Department. Financial aid programs also fall under the purview of CCHE. This department also includes the State Historical Society (History Colorado), which manages museums, distributes grants, and supports historic preservation.

DEPARTMENT OF HIGHER EDUCATION						
	TOTAL FUNDS	GENERAL FUND <sup>1</sup>	CASH FUNDS	REAPPROPRIATED FUNDS	FEDERAL FUNDS	FTE
FY 2021-22 Appropriation	\$5,130,819,342	\$1,216,180,141	\$2,909,179,062	\$980,048,751	\$25,411,388	26,566.2
Long Bill supplemental	50,129,788	4,139,399	45,990,389	0	0	0.0
<b>FY 2021-22 Adjusted Appropriation</b>	<b>\$5,180,949,130</b>	<b>\$1,220,319,540</b>	<b>\$2,955,169,451</b>	<b>\$980,048,751</b>	<b>\$25,411,388</b>	<b>26,566.2</b>
<b>CHANGES FROM FY 2021-22 APPROPRIATION</b>						
Increase operating support for public higher education institutions and financial aid	\$230,765,450	\$129,580,320	\$0	\$101,185,130	\$0	0.0
Tuition spending authority	98,996,912	0	98,996,912	0	0	0.0
History Colorado informational funds adjustments	4,321,800	0	4,321,800	0	0	0.0
Depreciation Lease Equivalent payment	2,717,414	2,717,414	0	0	0	0.0
Increase for School of Public Health for research and public information campaign on marijuana concentrates	2,000,000	0	2,000,000	0	0	0.0
Higher education limited gaming adjustment	1,822,776	0	1,822,776	0	0	0.0
Expansion of Area Technical College programs and services	1,700,000	1,700,000	0	0	0	0.0
Fort Lewis College Native American tuition waiver	1,518,889	1,518,889	0	0	0	0.0
History Colorado resource realignment & spending authority for gaming revenue	1,388,683	0	1,388,683	0	0	6.5
Cumbres & Toltec Railroad state support	1,146,500	1,146,500	0	0	0	0.0
Centrally appropriated line items	1,010,900	361,420	154,823	28,791	465,866	0.0
Funding increase for Institute of Cannabis Research	1,000,000	0	1,000,000	0	0	0.0
Higher Education Competitive Research Authority spending authority increase	800,000	0	800,000	0	0	0.0
Indirect cost adjustments	493,752	(368,122)	73,870	773,360	14,644	0.0
Increase Dependent Tuition Assistance Program	187,700	187,700	0	0	0	0.0
Auraria Higher Education Center	100,000	0	0	100,000	0	0.0
Spending authority Division of Private Occupational Schools	99,415	0	99,415	0	0	0.0
Inflationary adjustment Colorado Geological Survey	45,001	12,442	32,559	0	0	0.0
Other	9,067	8,900	(4,833)	5,000	0	0.0
Change location of appropriation	0	0	0	0	0	0.0
Higher education institution employees	0	0	0	0	0	(97.1)
Annualize prior year legislation	(73,482,755)	2,502,629	(81,076,197)	5,087,432	3,381	(1.5)
Annualize prior year budget actions	(38,927,646)	(6,083,177)	(32,934,318)	130,000	(40,151)	0.0
Student fee adjustments	(13,577,382)	0	(13,577,382)	0	0	0.0
Lease purchase payment adjustments	(1,018,957)	(1,009,156)	431,205	(441,006)	0	0.0
Use of COF stipend at private institutions	(254,392)	(254,392)	0	0	0	0.0
Tobacco Master Settlement Agreement revenue adjustment	(38,199)	0	(38,199)	0	0	0.0
<b>TOTAL FY 2022-23 LONG BILL</b>	<b>\$5,403,774,058</b>	<b>\$1,352,340,907</b>	<b>\$2,938,660,565</b>	<b>\$1,086,917,458</b>	<b>\$25,855,128</b>	<b>26,474.1</b>

DEPARTMENT OF HIGHER EDUCATION						
	TOTAL FUNDS	GENERAL FUND <sup>1</sup>	CASH FUNDS	REAPPROPRIATED FUNDS	FEDERAL FUNDS	FTE
<b>APPROPRIATION</b>						
\$ Change from prior year	\$222,824,928	\$132,021,367	(\$16,508,886)	\$106,868,707	\$443,740	(92.1)
% Change from prior year	4.3%	10.8%	(0.6%)	10.9%	1.7%	(0.3%)

<sup>1</sup>Includes General Fund Exempt. See Appendix D for more information.

## DESCRIPTION OF INCREMENTAL CHANGES

**LONG BILL SUPPLEMENTAL:** The bill includes the following changes for FY 2021-22:

- *Adjust Tuition Spending Authority and Fee Estimates:* Increases tuition spending authority for the state governing boards by a total of \$19,272,631 cash funds based on updated FY 2021-22 forecast data. In addition, provides spending authority totaling \$32,667,217 cash funds for the University of Colorado System and the Colorado State University System for excess revenue received in FY 2020-21. Also reduces mandatory fee revenue shown for the state governing boards for informational purposes by a total of \$20,949,459 cash funds based on updated FY 2021-22 forecast data.
- *Tuition Contingency Increase:* Increases the Tuition/Enrollment Contingency line item by \$15,000,000 cash funds that may be allocated to state governing boards that appear likely to overspend their FY 2021-22 appropriation based on greater-than-anticipated enrollment.
- *Auraria Higher Education Center Bond Payments:* Provides an appropriation of \$4,069,486 General Fund for Auraria Higher Education Center auxiliary bond payments to assist the Center in addressing revenue declines related to the COVID-19 pandemic.
- *Colorado Student Leaders Institute:* Provides an appropriation of \$69,913 General Fund for the Colorado Student Leaders Institute for FY 2021-22. The amount is based on a FY 2020-21 reversion. In the summer of 2021, the Institute divided students into two cohorts--one in early summer 2021 and one in later summer 2021--as a result of the COVID-19 pandemic. As a result, a portion of its FY 2020-21 appropriation was not required in FY 2020-21 but is needed in FY 2021-22.

**INCREASE OPERATING SUPPORT FOR PUBLIC HIGHER EDUCATION INSTITUTIONS AND FINANCIAL AID:** The bill includes an increase of \$129,580,320 General Fund for public higher education institutions and financial aid, including an increase of 11.4 percent for the public institutions of higher education. Consistent with statutory requirements for aligned funding increases, the amount includes \$24,106,536 General Fund for Need Based Grants (financial aid) and an adjustment to increase stipends for students attending private institutions. The increase includes \$101,185,130 reappropriated funds, which represents student stipend and fee-for-service amounts that are appropriated to the Department of Higher Education and then reappropriated to the ten state governing board through fee-for-service contracts and student stipends.

The funding allocations for the institutions of higher education provide base funding plus a 6.0 percent increase through the performance portion of the funding formula established by H.B. 20-1366 ("Step 2"). This portion of the model compares institutions' performance changes over time with the performance changes of other institutions in eight areas: resident FTE enrollment, credential production, Pell eligible enrollment, underrepresented minority enrollment, retention rate, graduation rate in 100 percent of time, graduation rate in 150 percent of time, and first generation enrollment. It also provides an increase of \$50,000,000 for ongoing additional funding (Step 1 of the H.B. 20-1366 funding model), which is divided equally between allocations in five categories: first generation student FTE, first generation student headcount, race/ethnicity headcount calibrated to General Fund shares, Pell-eligible student

headcount calibrated to General Fund shares, and retention for racial/ethnic minorities. Of the total funding for public institutions, \$360,947,808 is for student stipends for student at the ten state governing boards, based on a stipend rate of \$104 per credit hour (\$3,120 per student FTE) at public institutions, and the balance is for fee-for-service contracts with the state governing boards and grants to local district colleges and area technical colleges.

INCREASE FOR PUBLIC HIGHER EDUCATION AND FINANCIAL AID					
	BASE FUNDING FOR STUDENT STIPENDS, FEE-FOR-SERVICE CONTRACTS UNDER 23-18-303.5, SPECIALTY EDUCATION, AND GRANTS FOR LOCAL DISTRICT AND AREA TECHNICAL COLLEGES, AND ALIGNED FINANCIAL AID BASE (FY 21-22 APPROPRIATION+ ANNUALIZATIONS)	FY 22-23: STUDENT STIPENDS, FEE-FOR-SERVICE CONTRACTS UNDER 23-18-303.5, SPECIALTY EDUCATION, AND GRANTS FOR LOCAL DISTRICT AND AREA TECHNICAL COLLEGES, AND ALIGNED FINANCIAL AID	INCREASE	PERCENTAGE INCREASE IN FUNDING	
Adams State University	\$19,067,430	\$21,009,471	\$1,942,041	10.2%	
Colorado Mesa University	35,677,002	40,143,534	4,466,532	12.5%	
Metropolitan State University	72,239,051	82,497,655	10,258,604	14.2%	
Western State Colorado University	16,494,441	18,120,398	1,625,957	9.9%	
Colorado State University System	183,342,995	202,360,491	19,017,496	10.4%	
Fort Lewis College	15,375,659	17,111,407	1,735,748	11.3%	
University of Colorado System	255,348,965	281,806,613	26,457,648	10.4%	
Colorado School of Mines	27,577,460	30,209,496	2,632,036	9.5%	
University of Northern Colorado	51,724,570	56,984,728	5,260,158	10.2%	
Community College System	213,982,645	241,771,555	27,788,910	13.0%	
<b>Sub-total, State Governing Boards</b>	<b>\$890,830,218</b>	<b>\$992,015,348</b>	<b>\$101,185,130</b>	<b>11.4%</b>	
Colorado Mountain College	9,668,008	10,766,151	1,098,143	11.4%	
Aims Community College	11,483,011	12,787,311	1,304,300	11.4%	
Area Technical Colleges	14,989,723	16,692,334	1,702,611	11.4%	
<b>Total</b>	<b>\$926,970,960</b>	<b>\$1,032,261,144</b>	<b>\$105,290,184</b>	<b>11.4%</b>	
Financial aid programs aligned with funding for governing boards	212,360,648	236,467,184	24,106,536	11.4%	
Student stipends at private institutions aligned with public institutions	1,725,840	1,909,440	183,600	10.6%	
<b>Total</b>	<b>\$1,141,057,448</b>	<b>\$1,270,637,768</b>	<b>\$129,580,320</b>		

**TUITION SPENDING AUTHORITY:** The bill includes an increase of \$98,996,912 cash funds spending authority for state public institutions' tuition revenue for FY 2022-23. The spending authority is based on the assumption that undergraduate resident tuition rates will increase by no more than 2.0 percent except at the University of Colorado System. For the University of Colorado at Boulder, the calculation is based on an assumption that first year undergraduates will pay 4.3 percent more than new undergraduates in FY 2021-22 (and students in the natural sciences and environmental design will have greater increases), but that their tuition will then be held flat for four years. Continuing resident students who began in FY 2019-20 or later will have no increase. No limitations are assumed on tuition rates for graduate and nonresident students or on students at the Colorado School of Mines. Long Bill footnotes explain tuition assumptions, as specified in statute. Although not described in footnotes, most tuition amounts in the Long Bill are based on Legislative Council Staff enrollment projections and assume that nonresident and graduate student tuition will increase by 3.0 percent, except at Fort Lewis College, where the calculation for nonresidents reflects flat tuition. Spending authority will be further adjusted mid-year in FY 2022-23 based on actual enrollment and tuition rates, so long as institutions comply with the Long Bill footnotes.

**HISTORY COLORADO INFORMATIONAL FUNDS ADJUSTMENT:** The bill reflects FY 2022-23 contributions from the State of New Mexico for operation and capital construction investments in the Cumbres and Toltec Railroad, which is jointly owned by Colorado and New Mexico. These amounts are also shown for informational purposes only. In addition, the bill reflects anticipated increases in spending for historic preservation grants and distributions to gaming communities for historic preservation. The total is based on assumed revenue from limited gaming to the State Historical Fund of \$27.6 million at the end of FY 2021-22 for distribution in FY 2022-23, which is allocated within

History Colorado based on Constitutional and statutory provisions. Funding for preservation grants and distributions to gaming communities are continuously appropriated based on statute and the Constitution, so these amounts are shown for informational purposes only.

HISTORY COLORADO INFORMATIONAL FUNDS ADJUSTMENTS				
	TOTAL FUNDS	GENERAL FUND	CASH FUNDS	FTE
New Mexico increased contribution for Cumbres & Toltec Railroad	\$3,261,800	\$0	\$3,261,800	0.0
Estimated gaming revenue increases for historic preservation grants and distributions to gaming communities for historic preservation	1,060,000	0	1,060,000	0.0
<b>TOTAL</b>	<b>\$4,321,800</b>	<b>\$0</b>	<b>\$4,321,800</b>	<b>0.0</b>

**DEPRECIATION LEASE EQUIVALENT PAYMENT:** The bill includes a \$2,717,414 General Fund increase to the annual depreciation lease equivalent payment for higher education, bringing the total for higher education to \$7,406,847 General Fund. This is a mechanism for supporting capital construction and is based on the depreciation of new construction and renovations funded by the General Assembly since FY 2015-16. Most of the appropriation is credited to the Capital Construction Fund, with 1.0 percent credited to the Controlled Maintenance Trust Fund.

**INCREASE FOR SCHOOL OF PUBLIC HEALTH FOR RESEARCH AND PUBLIC INFORMATION CAMPAIGN ON MARIJUANA CONCENTRATES:** The bill includes an increase of \$2,000,000 cash funds from the Marijuana Tax Cash Fund for the University of Colorado School of Public Health related to public education and research on high-potency THC.

**HIGHER EDUCATION LIMITED GAMING ADJUSTMENT:** The bill includes an increase of \$1,822,776 cash funds for community college and other designated institutions' revenue from limited gaming funds. These funds are received based on Constitutional provisions and are shown for informational purposes only. This increase reflects the overall increase in receipts from FY 2019-20 to FY 2020-21.

**EXPANSION OF AREA TECHNICAL COLLEGE PROGRAMS AND SERVICES:** The bill adds \$1,700,000 General Fund to enhance funding for area technical college (ATC) operations. The funding is for two years only (\$3.4 million total) and will be eliminated (annualized) in FY 2024-25. The three ATCs are Emily Griffith Technical College, Pickens Technical College, and the Technical College of the Rockies. The funds will be used for reducing waiting lists, expanding program offerings, and increasing grant support to low-income students.

**FORT LEWIS NATIVE AMERICAN TUITION WAIVER:** The bill includes an increase of \$1,518,889 General Fund for the Fort Lewis College Native American tuition waiver, bringing the total \$25,563,965 General Fund. Waiver payments are mandated by Section 23-52-105 (1)(b)(I), C.R.S., which requires the General Assembly to fund 100 percent of the tuition obligations for qualifying Native American students attending Fort Lewis College. Funding for the tuition waiver is made one year in arrears and is calculated based on prior year enrollment estimates. Almost all funds support nonresident tuition payments for Native American students who are not Colorado residents; however, the majority of these students are from tribes with historical ties to the State.

**HISTORY COLORADO RESOURCE REALIGNMENT & SPENDING AUTHORITY FOR GAMING REVENUE:** The bill includes a budget reorganization to more closely align History Colorado's budget with its internal organization and includes an increase of \$1,388,683 cash funds spending authority for limited gaming revenue deposited to the Museum and Preservation Operations Account of the State Historical Fund. This builds on supplemental action to provide additional spending authority in FY 2021-22 and incorporates adjustments related to using General Fund to support History Colorado Certificate of Participation payments and a rebound in gaming revenue. The increase is based on setting total appropriations throughout the budget at no more than \$11,000,000 cash funds from the Museum and Preservation Operations Account for FY 2022-23.



**CUMBRES & TOLTEC RAILROAD STATE SUPPORT:** The bill increases state support for the Cumbres and Toltec Railroad by \$1,146,500 General Fund primarily to support capital investments and help move the railroad toward self-sufficiency.

**CENTRALLY APPROPRIATED LINE ITEMS:** The bill includes adjustments to centrally appropriated line items, as detailed in the table below.

CENTRALLY APPROPRIATED LINE ITEMS						
	TOTAL FUNDS	GENERAL FUND	CASH FUNDS	REAPPROPRIATED FUNDS	FEDERAL FUNDS	FTE
Salary survey	\$567,669	\$148,115	\$226,814	\$115,193	\$77,547	0.0
Health, life, and dental	266,267	129,890	37,037	(137,482)	236,822	0.0
Payments to OIT	172,806	0	146,586	26,220	0	0.0
Payment to risk management and property funds	41,811	0	22,162	19,649	0	0.0
Family and Medical Leave Insurance	31,599	5,208	15,526	5,557	5,308	0.0
CORE adjustment	20,110	0	0	20,110	0	0.0
Short-term disability	3,003	1,507	174	(415)	1,737	0.0
DPA CSEAP resources	762	0	428	334	0	0.0
ALJ services	322	0	322	0	0	0.0
COWINS partnership agreement	47	0	7	40	0	0.0
PERA Direct Distribution	(73,733)	(25,566)	(46,318)	(33,071)	31,222	0.0
Legal services	(10,564)	0	(46,203)	35,639	0	0.0
Workers' compensation	(5,471)	0	(5,094)	(377)	0	0.0
AED	(1,864)	51,133	(98,309)	(11,303)	56,615	0.0
SAED	(1,864)	51,133	(98,309)	(11,303)	56,615	0.0
<b>TOTAL</b>	<b>\$1,010,900</b>	<b>\$361,420</b>	<b>\$154,823</b>	<b>\$28,791</b>	<b>\$465,866</b>	<b>0.0</b>

**FUNDING INCREASE FOR INSTITUTE OF CANNABIS RESEARCH:** The bill includes an increase of \$1,000,000 from the Marijuana Tax Cash Fund for the Institute of Cannabis Research (ICR) for FY 2022-23 and ongoing. The funds would be used for medical/clinical, biotechnology, and economic/social impact multi-year research projects. The ICR was launched in 2016 at Colorado State University-Pueblo. Initially its activities were focused on research and education at CSU Pueblo and hosting an annual research conference. In 2019, the mission evolved to a pure research focus engaging researchers throughout Colorado. The ICR's current grant funding model launched in 2021 and is based on the process used by the National Institutes of Health for research funding. The increase in funding to \$2.8 million will support unbiased research on cannabis to inform regulation and policy to protect public health and safety; stimulate medical, scientific, and technology advancement; and address societal questions about the impacts of new markets and policies. The ICR also continues to host an annual research conference, sponsors publication of the Journal of Cannabis Research in partnership with Springer Nature Publishing, and provides a monthly webinar series on cannabis research.

**HIGHER EDUCATION COMPETITIVE RESEARCH AUTHORITY SPENDING AUTHORITY INCREASE:** The bill restores \$800,000 cash funds spending authority for Colorado Higher Education Competitive Research Authority (CHECRA), bringing the total appropriation for the program to \$2.8 million from the Innovative Higher Education Research Fund. CHECRA was established by the General Assembly in 2007 to provide higher education institutions with a state source for matching funds for grants awarded by the National Science Foundation and other competitive federal grants. Prior to the COVID-19 pandemic, the program received \$2,100,000 annually from limited gaming revenues that was deposited in the Innovative Higher Education Research Fund. The General Assembly suspended the distributions that would have occurred at the end of FY 2019-20 and FY 2020-21 due to projected declines in gaming revenue; however a distribution is anticipated at the end of FY 2021-22 based on current law. The program has been spending from its fund balance but anticipates that additional spending authority will be needed in FY 2022-23, once deposits to the Innovative Higher Education Research Fund are restored.

**INDIRECT COST ADJUSTMENTS:** The recommendation incorporates adjustments consistent with the Department's indirect cost plan.

**INCREASE DEPENDENT TUITION ASSISTANCE PROGRAM:** The bill increases the appropriation for the Dependent Tuition Assistance Program by \$187,700 General Fund to a total of \$1,143,700 General Fund, which was the actual expenditure in FY 2020-21. The Dependent Tuition Assistance Program pays tuition, room, and board for Colorado dependents of deceased or permanently disabled members of the National Guard, law enforcement, firefighters, prisoners of war and military personnel missing in action. Pursuant to Section 23-3.3-202, C.R.S. this is the first priority of any state financial aid funds. If the appropriation in this line is insufficient to cover costs, the Department must use money appropriated in other financial aid line items for this purpose.

**AURARIA HIGHER EDUCATION CENTER:** The bill increases spending authority for the Auraria Higher Education Center by \$100,000 for funds received from the institutions operating on the Auraria campus (University of Colorado – Denver, Metropolitan State University of Denver, and the Community College of Denver).

**SPENDING AUTHORITY DIVISION OF PRIVATE OCCUPATIONAL SCHOOLS:** The bill increases the appropriation for the Division of Private Occupational Schools by \$99,415 cash funds for two years to enable the Division to complete a previously-approved information technology project and spend down excess uncommitted reserves.

**INFLATIONARY ADJUSTMENT COLORADO GEOLOGICAL SURVEY:** The bill provides a 2.0 percent inflationary increase of \$45,001 total funds (General Fund and Severance Tax Core Programs funds) appropriated for the Colorado Geological Survey at the Colorado School of Mines. State funding supports hazard mitigation and related services for communities throughout Colorado.

**OTHER:** The bill includes other adjustments, including an increase of \$8,900 General Fund for the Western Interstate Commission on Higher Education (WICHE) optometry program, an increase of \$5,000 reappropriated funds (indirect cost recoveries) for WICHE fees, and a reduction of \$4,833 cash funds related to reducing fees charged by the Division of Private Occupations Schools to the former students of closed schools for transcripts and other documents.

**CHANGE LOCATION OF APPROPRIATION:** The bill includes net zero adjustments to the location of line items within the Department.

**HIGHER EDUCATION INSTITUTION EMPLOYEES:** The bill includes a net decrease of 97.1 FTE for governing board faculty and staff supported by state funds and tuition. These FTE are estimates shown for informational purposes only.

**ANNUALIZE PRIOR YEAR LEGISLATION** The bill includes a net reduction of \$73.5 million total funds to reflect the FY 2022-23 impact of bills passed in previous legislation sessions, summarized in the following table. Among other adjustments, this includes eliminating cash funds originating as federal Coronavirus State Fiscal Recovery Fund money that was appropriated on a one-time basis in FY 2021-22 in H.B. 21-1330, H.B. 21-1264, S.B. 21-137, and H.B. 22-1192.

ANNUALIZE PRIOR YEAR LEGISLATION						
	TOTAL FUNDS	GENERAL FUND	CASH FUNDS	REAPPROPRIATED FUNDS	FEDERAL FUNDS	FTE
SB 21-213 Use of increased Medicaid match	\$10,231,186	\$5,115,593	\$0	\$5,115,593	\$0	0.0
SB 21-106 Successful high school transitions	324,570	324,570	0	0	0	0.1
SB18-200 PERA unfunded liability	59,685	6,320	38,145	11,839	3,381	0.0
HB 21-1330 Higher education student success	(51,500,000)	0	(51,500,000)	0	0	(1.0)
HB 22-1192 COSI Displaced Workers	(13,050,000)	0	(13,050,000)	0	0	0.0
HB 21-1264 Workforce development increase skills	(10,000,000)	0	(10,000,000)	0	0	0.0
HB 21-1317 Regulating Marijuana Concentrates	(3,000,000)	0	(3,000,000)	0	0	0.0
SB 21-185 Educator Loan Forgiveness	(2,898,963)	(2,898,963)	0	0	0	(0.5)
SB 21-137 Behavioral Health	(2,705,000)	0	(2,705,000)	0	0	0.0

ANNUALIZE PRIOR YEAR LEGISLATION						
	TOTAL FUNDS	GENERAL FUND	CASH FUNDS	REAPPROPRIATED FUNDS	FEDERAL FUNDS	FTE
HB 21-1149 Energy Sector Career Pathways	(824,431)	0	(824,431)	0	0	0.0
HB 21-1268 Study Emerging Technologies for Water	(80,000)	(40,000)	0	(40,000)	0	0.0
HB 21-1306 Accreditation of postsecondary institutions	(34,911)	0	(34,911)	0	0	(0.1)
SB 21-185 Supporting Educator Workforce in CO	(4,891)	(4,891)	0	0	0	0.0
<b>TOTAL</b>	<b>(\$73,482,755)</b>	<b>\$2,502,629</b>	<b>(\$81,076,197)</b>	<b>\$5,087,432</b>	<b>\$3,381</b>	<b>(1.5)</b>

**ANNUALIZE PRIOR YEAR BUDGET ACTIONS** The bill includes a net decrease of \$38.9 million total funds for the out-year impact of prior year budget actions. The cash funds reduction of \$32.9 million primarily reflects eliminating a one-time adjustment to tuition spending authority in FY 2021-22. The General Fund reduction includes eliminating one-time appropriations for the Auraria Higher Education Center and other one-time funding provided in FY 2021-22, as reflected in the table below.

ANNUALIZE PRIOR YEAR BUDGET ACTIONS						
	TOTAL FUNDS	GENERAL FUND	CASH FUNDS	REAPPROPRIATED FUNDS	FEDERAL FUNDS	FTE
One-time reduction for MSUD	\$100,000	\$50,000	\$0	\$50,000	\$0	0.0
Chief Educational Equity Officer funding	0	(80,000)	0	80,000	0	0.0
Supplemental for CU and CSU for excess FY 21 revenue	(32,667,217)	0	(32,667,217)	0	0	0.0
AHEC supplemental	(4,069,486)	(4,069,486)	0	0	0	0.0
History CO sustainability funding	(1,000,000)	(1,000,000)	0	0	0	0.0
Cumbres & Toltec RR support	(871,500)	(871,500)	0	0	0	0.0
Prior year salary survey	(349,530)	(42,278)	(267,101)	0	(40,151)	0.0
COSLI adjustment for FY 21 reversion	(69,913)	(69,913)	0	0	0	0.0
<b>TOTAL</b>	<b>(\$38,927,646)</b>	<b>(\$6,083,177)</b>	<b>(\$32,934,318)</b>	<b>\$130,000</b>	<b>(\$40,151)</b>	<b>0.0</b>

**STUDENT FEE ADJUSTMENTS:** The bill includes a reduction of \$13,577,382 cash funds for the projected decline in higher education mandatory fee revenue, including reductions related to a University of Colorado proposal to roll certain fees into tuition charges. Mandatory higher education fees are shown for informational purposes only. A Long Bill supplemental adjusts the fee projection for FY 2021-22. The \$13.6 million reduction reflects changes net of the supplemental adjustment.

**LEASE PURCHASE PAYMENT ADJUSTMENTS:** The bill includes adjustments to lease purchase obligations appropriated in this department, including the University of Colorado Health Sciences Center at Fitzsimons lease purchase authorized by H.B. 03-1256; and the Higher Education Federal Mineral Lease (FML) Revenues lease purchase that supported the construction of various higher education capital construction projects in 2008. The bill includes a reduction in the total FY 2022-23 Fitzsimons obligation, and an adjustment to the total FML lease purchase obligation. It also adjusts fund sources based on the Tobacco Master Settlement revenue projection and revenue available in the Higher Education FML Revenues Fund. The net result of the changes is a reduction of \$1,009,156 in General Fund required for these obligations in FY 2022-23.

**USE OF COF STIPEND AT PRIVATE INSTITUTIONS:** The bill includes a reduction of \$254,392 General Fund to the appropriation for College Opportunity Fund (COF) stipends for students at participating private institutions. The adjustment is based on use of the stipends as reported by the Department in prior actual years.

**TOBACCO MASTER SETTLEMENT AGREEMENT REVENUE ADJUSTMENT:** The bill includes a decrease of \$38,199 for the projected decrease in revenue to the Tobacco Settlement Health Education Fund appropriated to the Regents of the University of Colorado for programs on the medical campus.

## SUMMARY OF CHANGES BY LONG BILL DIVISION

SUMMARY TABLE FOR DEPARTMENT OF HIGHER EDUCATION						
	TOTAL FUNDS	GENERAL FUND	CASH FUNDS	REAPPROPRIATED FUNDS	FEDERAL FUNDS	FTE
FY 2021-22 Appropriation	\$5,130,819,342	\$1,216,180,141	\$2,909,179,062	\$980,048,751	\$25,411,388	26,566.2
Long Bill supplemental	50,129,788	4,139,399	45,990,389	0	0	0.0
<b>FY 2021-22 Adjusted Appropriation</b>	<b>\$5,180,949,130</b>	<b>\$1,220,319,540</b>	<b>\$2,955,169,451</b>	<b>\$980,048,751</b>	<b>\$25,411,388</b>	<b>26,566.2</b>
<b>CHANGES FROM FY 2021-22 BY LONG BILL DIVISION</b>						
Department Administrative Office	\$523,519	\$319,142	(\$161,910)	(\$59,428)	\$425,715	0.0
Colorado Commission on Higher Education and Higher Education Special Purpose Programs	(11,781,155)	(1,385,467)	(10,624,616)	214,284	14,644	(1.6)
Colorado Commission on Higher Education Financial Aid	(35,912,305)	25,834,567	(62,050,000)	303,128	0	0.1
College Opportunity Fund Program	106,239,931	106,239,931	0	0	0	0.0
Governing Boards	156,675,524	0	50,364,801	106,310,723	0	(108.1)
Local District College Grants Pursuant to Section 23-71-301, C.R.S.	2,620,101	2,402,443	217,658	0	0	0.0
Division of Occupational Education	3,402,611	3,402,611	0	0	0	0.0
Auraria Higher Education Center	(3,969,486)	(4,069,486)	0	100,000	0	11.0
History Colorado	5,026,188	(722,374)	5,745,181	0	3,381	6.5
<b>TOTAL FY 2022-23 LONG BILL APPROPRIATION</b>	<b>\$5,403,774,058</b>	<b>\$1,352,340,907</b>	<b>\$2,938,660,565</b>	<b>\$1,086,917,458</b>	<b>\$25,855,128</b>	<b>26,474.1</b>
\$ Change from prior year	\$222,824,928	\$132,021,367	(\$16,508,886)	\$106,868,707	\$443,740	(92.1)
% Change from prior year	4.3%	10.8%	(0.6%)	10.9%	1.7%	(0.3%)

<sup>1</sup> Includes General Fund Exempt. See Appendix D for more information.

## APPROPRIATION DETAIL BY LONG BILL DIVISION

**DEPARTMENT ADMINISTRATIVE OFFICE:** This office includes funding for centrally appropriated items for the Colorado Commission on Higher Education, the Division of Private Occupational Schools, and the Historical Society. These centrally appropriated items include salary survey, risk management, leased space, health benefits, and other miscellaneous expenses. These expenses are not appropriated centrally for the other divisions within the Department.

DEPARTMENT ADMINISTRATIVE OFFICE						
	TOTAL FUNDS	GENERAL FUND	CASH FUNDS	REAPPROPRIATED FUNDS	FEDERAL FUNDS	FTE
<b>FY 2021-22 Appropriation</b>	<b>\$6,047,928</b>	<b>\$578,355</b>	<b>\$3,417,502</b>	<b>\$1,583,921</b>	<b>\$468,150</b>	<b>0.0</b>
<b>CHANGES FROM FY 2021-22 APPROPRIATION</b>						
Centrally appropriated line items	\$1,010,900	\$361,420	\$154,823	\$28,791	\$465,866	0.0
Annualize prior year budget actions	(460,796)	(42,278)	(290,148)	(88,219)	(40,151)	0.0
Annualize prior year legislation	(26,585)	0	(26,585)	0	0	0.0
<b>TOTAL FY 2022-23 LONG BILL APPROPRIATION</b>	<b>\$6,571,447</b>	<b>\$897,497</b>	<b>\$3,255,592</b>	<b>\$1,524,493</b>	<b>\$893,865</b>	<b>0.0</b>
\$ Change from prior year	\$523,519	\$319,142	(\$161,910)	(\$59,428)	\$425,715	0.0
% Change from prior year	8.7%	55.2%	(4.7%)	(3.8%)	90.9%	n/a

**COLORADO COMMISSION ON HIGHER EDUCATION AND HIGHER EDUCATION SPECIAL PURPOSE PROGRAMS:** This division includes funding for the Commission's staff, the Division of Private Occupational Schools, and special

purpose initiatives funded within the Department. The sources of cash funds include indirect cost recoveries and fees paid to the Division of Private Occupational Schools. The sources of reappropriated funds include indirect cost recoveries.

COLORADO COMMISSION ON HIGHER EDUCATION AND HIGHER EDUCATION SPECIAL PURPOSE PROGRAMS						
	TOTAL FUNDS	GENERAL FUND	CASH FUNDS	REAPPROPRIATED FUNDS	FEDERAL FUNDS	FTE
FY 2021-22 Appropriation	\$168,959,449	\$44,077,753	\$91,735,133	\$28,051,603	\$5,094,960	92.3
Long Bill supplemental	15,069,913	69,913	15,000,000	0	0	0.0
<b>FY 2021-22 Adjusted Appropriation</b>	<b>\$184,029,362</b>	<b>\$44,147,666</b>	<b>\$106,735,133</b>	<b>\$28,051,603</b>	<b>\$5,094,960</b>	<b>92.3</b>
<b>CHANGES FROM FY 2021-22 APPROPRIATION</b>						
Depreciation Lease Equivalent payment	\$2,717,414	\$2,717,414	\$0	\$0	\$0	0.0
Funding increase for Institute of Cannabis Research	1,000,000	0	1,000,000	0	0	0.0
Higher Education Competitive Research Authority spending authority increase	800,000	0	800,000	0	0	0.0
Change location of appropriation	500,000	0	500,000	0	0	0.0
Indirect cost collection adjustments	493,752	(64,994)	73,870	470,232	14,644	0.0
Spending authority Division of Private Occupational Schools	99,415	0	99,415	0	0	0.0
Inflationary adjustment Colorado Geological Survey	45,001	12,442	32,559	0	0	0.0
Annualize prior year budget actions	41,353	(149,913)	23,047	168,219	0	0.0
Other	9,067	8,900	(4,833)	5,000	0	0.0
Annualize prior year legislation	(16,468,200)	(2,900,160)	(13,579,879)	11,839	0	(1.6)
Lease purchase payment adjustments	(1,018,957)	(1,009,156)	431,205	(441,006)	0	0.0
<b>TOTAL FY 2022-23 LONG BILL APPROPRIATION</b>	<b>\$172,248,207</b>	<b>\$42,762,199</b>	<b>\$96,110,517</b>	<b>\$28,265,887</b>	<b>\$5,109,604</b>	<b>90.7</b>
\$ Change from prior year	(\$11,781,155)	(\$1,385,467)	(\$10,624,616)	\$214,284	\$14,644	(1.6)
% Change from prior year	(6.4%)	(3.1%)	(10.0%)	0.8%	0.3%	(1.7%)

**COLORADO COMMISSION ON HIGHER EDUCATION FINANCIAL AID:** This division includes the state funded financial aid programs, most of which are administered by the Colorado Commission on Higher Education.

COLORADO COMMISSION ON HIGHER EDUCATION FINANCIAL AID						
	TOTAL FUNDS	GENERAL FUND	CASH FUNDS	REAPPROPRIATED FUNDS	FEDERAL FUNDS	FTE
FY 2021-22 Appropriation	\$298,499,946	\$235,593,061	\$62,050,000	\$856,885	\$0	0.6
Long Bill supplemental	0	0	0	0	0	0.0
<b>FY 2021-22 Adjusted Appropriation</b>	<b>\$298,499,946</b>	<b>\$235,593,061</b>	<b>\$62,050,000</b>	<b>\$856,885</b>	<b>\$0</b>	<b>0.6</b>
<b>CHANGES FROM FY 2021-22 APPROPRIATION</b>						
Increase operating support for public higher education institutions and financial aid	\$24,106,536	\$24,106,536	\$0	\$0	\$0	0.0
Fort Lewis College Native American tuition waiver	1,518,889	1,518,889	0	0	0	0.0
Increase Dependent Tuition Assistance Program	187,700	187,700	0	0	0	0.0
Indirect cost adjustments	0	(303,128)	0	303,128	0	0.0
Annualize prior year legislation	(61,725,430)	324,570	(62,050,000)	0	0	0.1
<b>TOTAL FY 2022-23 LONG BILL APPROPRIATION</b>	<b>\$262,587,641</b>	<b>\$261,427,628</b>	<b>\$0</b>	<b>\$1,160,013</b>	<b>\$0</b>	<b>0.7</b>
\$ Change from prior year	(\$35,912,305)	\$25,834,567	(\$62,050,000)	\$303,128	\$0	0.1
% Change from prior year	(12.0%)	11.0%	(100.0%)	35.4%	n/a	16.7%

**COLLEGE OPPORTUNITY FUND PROGRAM:** This section includes General Fund for student stipend payments for students attending state-operated higher education institutions and students attending private institutions, and for fee-for-service contracts between CCHE and the institutions.

COLLEGE OPPORTUNITY FUND PROGRAM						
	TOTAL FUNDS	GENERAL FUND	CASH FUNDS	REAPPROPRIATED FUNDS	FEDERAL FUNDS	FTE
FY 2021-22 Appropriation	\$893,113,271	\$893,113,271	\$0	\$0	\$0	0.0
Long Bill supplemental	0	0	0	0	0	0.0
<b>FY 2021-22 Adjusted Appropriation</b>	<b>\$893,113,271</b>	<b>\$893,113,271</b>	<b>\$0</b>	<b>\$0</b>	<b>\$0</b>	<b>0.0</b>
<b>CHANGES FROM FY 2021-22 APPROPRIATION</b>						
Increase operating support for public higher education institutions and financial aid	\$101,368,730	\$101,368,730	\$0	\$0	\$0	0.0
Annualize prior year legislation	5,075,593	5,075,593	0	0	0	0.0
Annualize prior year budget actions	50,000	50,000	0	0	0	0.0
Other	0	0	0	0	0	0.0
Use of COF stipend at private institutions	(254,392)	(254,392)	0	0	0	0.0
<b>TOTAL FY 2022-23 LONG BILL APPROPRIATION</b>	<b>\$999,353,202</b>	<b>\$999,353,202</b>	<b>\$0</b>	<b>\$0</b>	<b>\$0</b>	<b>0.0</b>
\$ Change from prior year	\$106,239,931	\$106,239,931	\$0	\$0	\$0	0.0
% Change from prior year	11.9%	11.9%	n/a	n/a	n/a	n/a

**GOVERNING BOARDS:** This division includes cash funds spending authority for tuition, academic and academic facility fees, and tobacco revenues. It also includes reappropriated funds spending authority for the state-operated higher education institutions from student stipend payments and fee-for-service contracts.

GOVERNING BOARDS						
	TOTAL FUNDS	GENERAL FUND	CASH FUNDS	REAPPROPRIATED FUNDS <sup>1</sup>	FEDERAL FUNDS	FTE
FY 2021-22 Appropriation	\$3,613,846,785	\$0	\$2,722,459,354	\$891,387,431	\$0	26,103.4
Long Bill supplemental	30,990,389	0	30,990,389	0	0	0.0
<b>FY 2021-22 Adjusted Appropriation</b>	<b>\$3,644,837,174</b>	<b>\$0</b>	<b>\$2,753,449,743</b>	<b>\$891,387,431</b>	<b>\$0</b>	<b>26,103.4</b>
<b>CHANGES FROM FY 2021-22 APPROPRIATION</b>						
Increase operating support for public higher education institutions and financial aid	\$101,185,130	\$0	\$0	\$101,185,130	\$0	0.0
Tuition spending authority	98,996,912	0	98,996,912	0	0	0.0
Increase for School of Public Health for research and public information campaign on marijuana concentrates	2,000,000	0	2,000,000	0	0	0.0
Higher education limited gaming adjustment	1,605,118	0	1,605,118	0	0	0.0
Higher education institution employees	0	0	0	0	0	(108.1)
Annualize prior year budget actions	(32,617,217)	0	(32,667,217)	50,000	0	0.0
Student fee adjustments	(13,577,382)	0	(13,577,382)	0	0	0.0
Change location of appropriation	(500,000)	0	(500,000)	0	0	0.0
Annualize prior year legislation	(378,838)	0	(5,454,431)	5,075,593	0	0.0
Tobacco Master Settlement Agreement revenue adjustment	(38,199)	0	(38,199)	0	0	0.0
<b>TOTAL FY 2022-23 LONG BILL</b>	<b>\$3,801,512,698</b>	<b>\$0</b>	<b>\$2,803,814,544</b>	<b>\$997,698,154</b>	<b>\$0</b>	<b>25,995.3</b>

GOVERNING BOARDS						
	TOTAL FUNDS	GENERAL FUND	CASH FUNDS	REAPPROPRIATED FUNDS <sup>1</sup>	FEDERAL FUNDS	FTE
<b>APPROPRIATION</b>						
\$ Change from prior year	\$156,675,524	\$0	\$50,364,801	\$106,310,723	\$0	(108.1)
% Change from prior year	4.3%	n/a	1.8%	11.9%	n/a	(0.4%)

<sup>1</sup> Reappropriated amounts in this section reflect General Fund amounts that are initially appropriated in the College Opportunity Fund Program section.

*INSTITUTIONAL VERSUS STUDENT PERSPECTIVE ON COSTS AND REVENUE*

*Institutional perspective -- Total Revenue:* The estimated increase in total revenue and total revenue per student FTE, based on amounts included in the Long Bill, is shown below.

TOTAL AMOUNT REFLECTED IN THE LONG BILL FROM STATE SUPPORT, TUITION, FEES, OTHER SOURCES FY 2022-23 INCREASE OVER FY 2021-22				
	FY 2021-22 REVENUE ESTIMATE (REVISED)	FY 2022-23 REVENUE ESTIMATE	CHANGE	PERCENTAGE CHANGE
Adams State University	\$45,732,008	\$48,171,751	\$2,439,743	5.3%
Colorado Mesa University	112,064,402	117,986,596	5,922,194	5.3%
Metropolitan State University	209,129,204	217,219,554	8,090,350	3.9%
Western Colorado University	39,679,605	42,606,637	2,927,032	7.4%
Colorado State University System <sup>2</sup>	751,972,150	789,336,104	37,363,954	5.0%
Fort Lewis College	66,066,553	69,238,620	3,172,067	4.8%
University of Colorado System <sup>2</sup>	1,515,377,943	1,592,133,652	76,755,709	5.1%
Colorado School of Mines	216,766,786	233,193,276	16,426,490	7.6%
University of Northern Colorado	143,757,243	146,941,865	3,184,622	2.2%
Community College System	511,624,063	544,684,643	33,060,580	6.5%
<b>TOTAL</b>	<b>\$3,612,169,957</b>	<b>\$3,801,512,698</b>	<b>\$189,342,741</b>	<b>5.2%</b>

<sup>2</sup> Excludes one-time FY 2021-22 adjustment for FY 2020-21 tuition revenue.

TOTAL AMOUNT REFLECTED IN THE LONG BILL PER TOTAL STUDENT FTE			
	TOTAL LONG BILL REVENUE (STATE SUPPORT, TUITION, FEES)	TOTAL PROJECTED STUDENT FTE	REVENUE PER STUDENT FTE
Adams State University	\$48,171,751	2,369.9	\$20,327
Colorado Mesa University	117,986,596	7,394.2	15,957
Metropolitan State University	217,219,554	11,712.0	18,547
Western Colorado University	42,606,637	2,321.7	18,351
Colorado State University System	789,336,104	27,978.2	28,213
Fort Lewis College	69,238,620	2,989.0	23,164
University of Colorado System	1,592,133,652	60,251.8	26,425
Colorado School of Mines	233,193,276	6,949.1	33,558
University of Northern Colorado	146,941,865	6,355.7	23,120
Community College System	544,684,643	44,228.4	12,315
<b>TOTAL</b>	<b>\$3,801,512,698</b>	<b>172,550.0</b>	<b>\$22,031</b>

*Student perspective – tuition and fees:* The weighted average of tuition and fees for resident and nonresident students, based on the tuition and enrollment forecasts are shown below by governing board.

STUDENT VIEWPOINT: TUITION AND MANDATORY FEES (WEIGHTED AVERAGE, GRADUATE AND UNDERGRADUATE) FY 2022-23 ESTIMATED			
	RESIDENT TUITION	NONRESIDENT TUITION	MANDATORY FEES (ALL STUDENTS)
Adams State University	\$8,271	\$11,906	\$1,907
Colorado Mesa University	9,325	12,131	602
Metropolitan State University	8,700	21,153	2,274
Western Colorado University	5,221	14,840	2,656
Colorado State University System	12,133	29,541	2,880

STUDENT VIEWPOINT: TUITION AND MANDATORY FEES (WEIGHTED AVERAGE, GRADUATE AND UNDERGRADUATE) FY 2022-23 ESTIMATED			
	RESIDENT TUITION	NONRESIDENT TUITION	MANDATORY FEES (ALL STUDENTS)
Fort Lewis College	7,103	21,588	1,941
University of Colorado System	13,247	35,281	1,105
Colorado School of Mines	17,405	39,112	2,398
University of Northern Colorado	10,039	21,123	2,533
Community College System	5,843	13,024	370

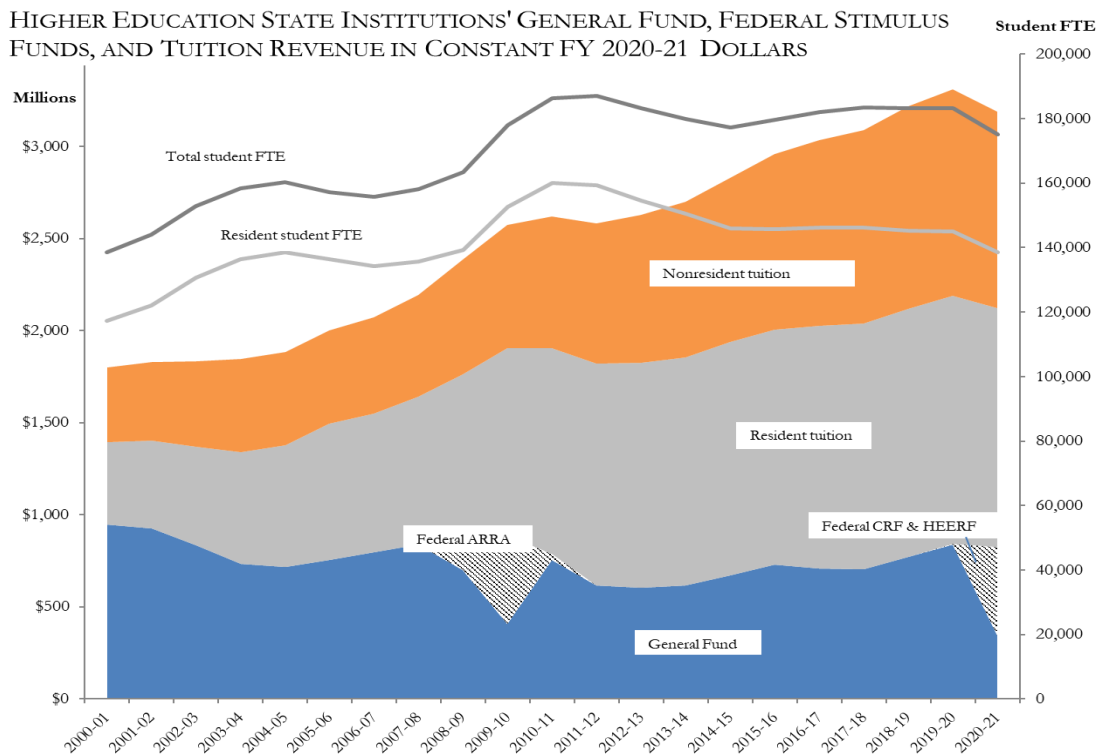
*STUDENT ENROLLMENT ESTIMATES*

The estimates below reflect institutional estimates used for Long Bill calculations.

FY 2022-23 STUDENT FTE ENROLLMENT ESTIMATES USED FOR LONG BILL APPROPRIATIONS (LEGISLATIVE COUNCIL STAFF FORECAST)			
	RESIDENT STUDENT FTE	NON-RESIDENT STUDENT FTE	TOTAL STUDENT FTE
Adams State University	1,534.5	835.3	2,369.9
Colorado Mesa University	6,153.3	1,240.8	7,394.2
Metropolitan State University	11,238.6	473.4	11,712.0
Western Colorado University	1,698.2	623.5	2,321.7
Colorado State University System	18,517.9	9,460.3	27,978.2
Fort Lewis College	1,256.6	1,732.5	2,989.0
University of Colorado System	40,993.1	19,258.7	60,251.8
Colorado School of Mines	3,937.4	3,011.7	6,949.1
University of Northern Colorado	5,448.8	906.9	6,355.7
Community College System	42,107.8	2,120.5	44,228.4
<b>TOTAL</b>	<b>132,886.2</b>	<b>39,663.8</b>	<b>172,550.0</b>

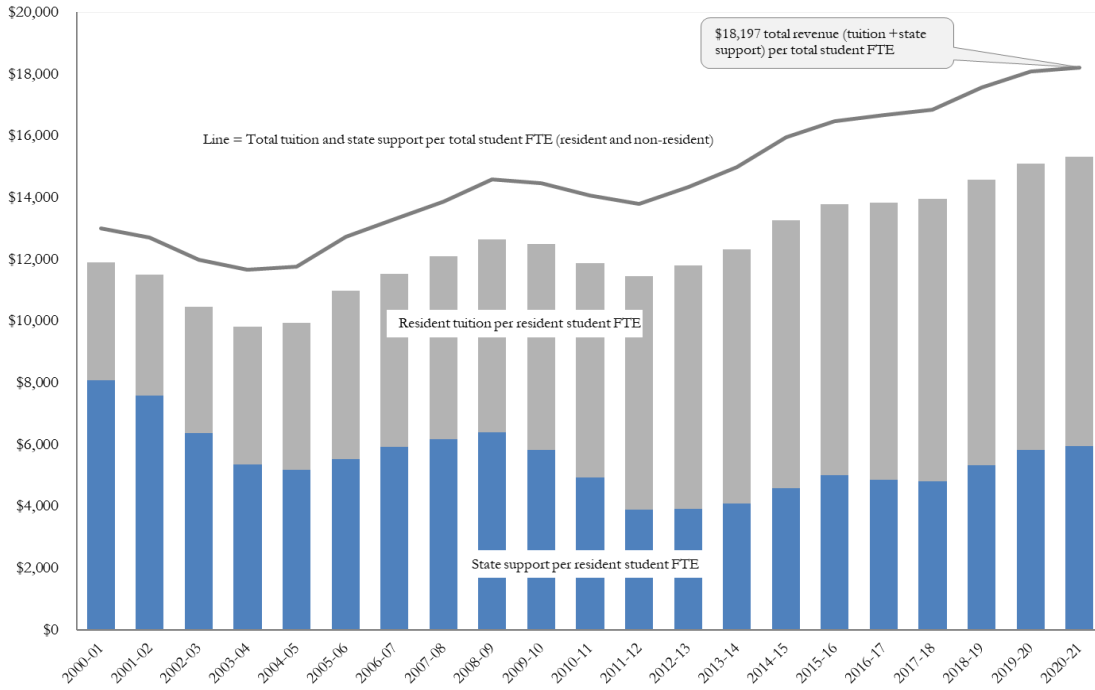
*HIGHER EDUCATION ENROLLMENT AND FUNDING TRENDS*

The charts below are based on actual data through FY 2020-21 and, for enrollment, Legislative Council Staff forecast data through FY 2022-23.

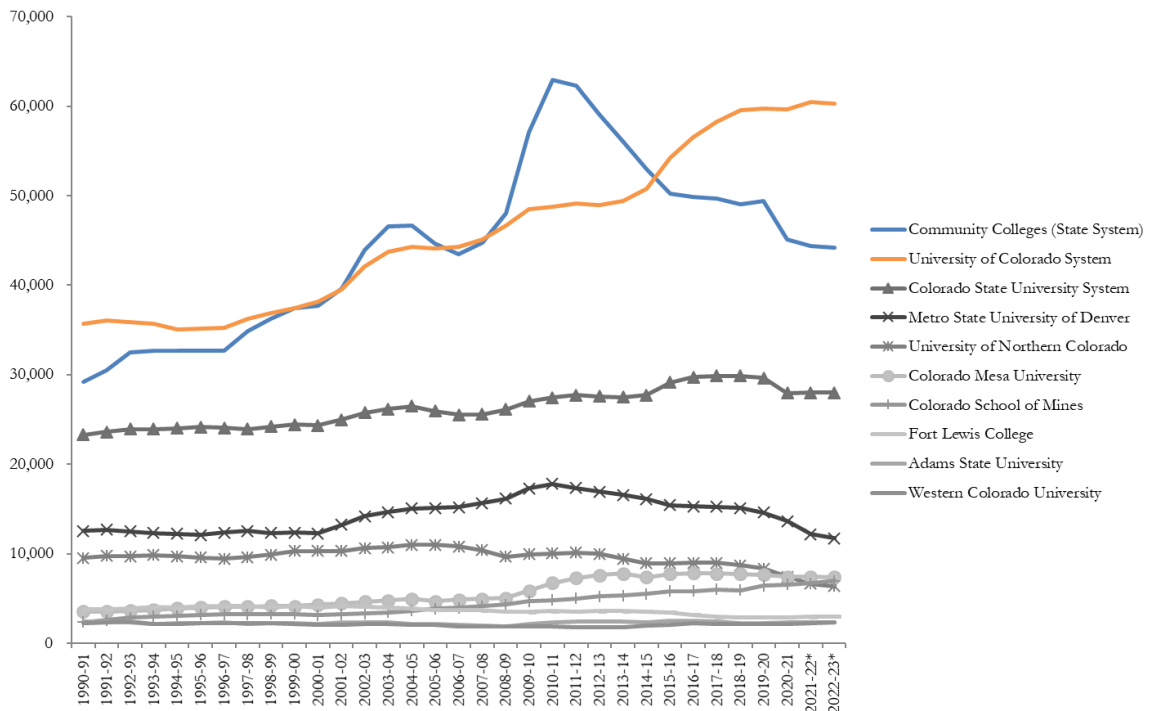




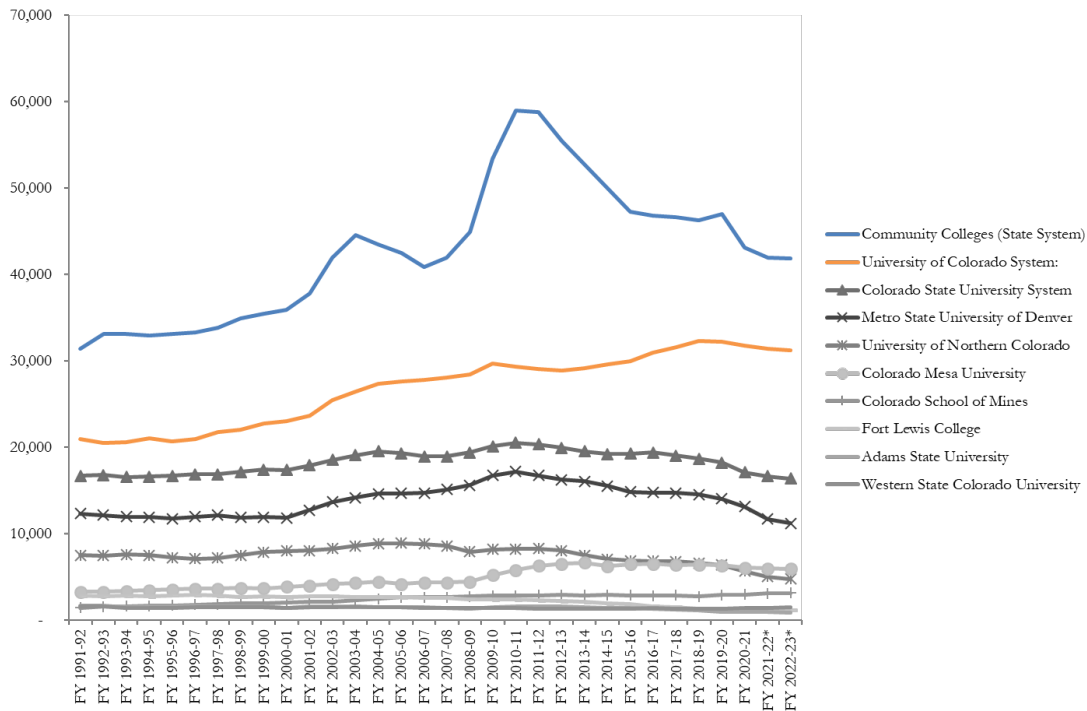
HIGHER EDUCATION STATE INSTITUTIONS' GENERAL FUND, FEDERAL STIMULUS FUNDS, AND TUITION PER STUDENT FTE IN CONSTANT FY 2020-21 DOLLARS



TOTAL STUDENT FTE  
(RESIDENT & NONRESIDENT, UNDERGRADUATE & GRADUATE)  
HIGHER EDUCATION STATE INSTITUTIONS



RESIDENT UNDERGRADUATE STUDENT FTE  
HIGHER EDUCATION STATE INSTITUTIONS



\*Legislative Council Staff Forecast

*FUNDING ALLOCATION MODEL*

House Bill 20-1366 created a new funding model beginning in FY 2021-22 that includes provisions for calculating fee-for-service contracts for state institutions and makes related changes to the calculation of state funding to support specialty education programs (e.g., medical and veterinary programs), area technical colleges, and local district colleges.

*COMPONENTS OF THE NEW MODEL:* Under the new funding model, fee-for-service contracts for institutions are based on 3 components:

- Step 1: Ongoing additional funding;
- Step 2: Performance funding; and
- Step 3: Temporary additional funding.

**Ongoing additional funding** is base building and may be awarded to an institution to make progress toward the commission's higher education master plan goals. The bill included a formula that may be used to recognize an institution's additional costs associated with educating and providing services to first-generation undergraduate students. Other mechanisms for distributing ongoing additional funding may also be used.

**Performance funding** is calculated based on an institution's change over time in performance on each performance funding metric compared to other institutions' change in performance and adjusted based on each institution's share of funding in the previous state fiscal year.

The performance funding metrics include:

- Resident student full-time equivalent enrollment;
- Credential completion;
- Resident Pell-eligible student population share;
- Resident underrepresented minority student population share;

- Retention rate;
- One-hundred-percent-of-time graduation rate;
- One-hundred-fifty-percent-of-time graduation rate; and
- Resident first-generation undergraduate student population share.

The Joint Budget Committee determines the amount of funding allocated to each performance funding metric for a fiscal year after considering recommendations from the Colorado Commission on Higher Education and Department of Higher Education that are developed in collaboration with the institutions.

**Temporary additional funding**, which is not base building, may be awarded to an institution for a specified period of time to address Commission master plan goals or other areas the commission identifies.

*SPECIAL PROGRAMS:* Minimum funding for specialty education programs, local district colleges, and area technical colleges provided pursuant to Section 23-18-304, C.R.S., is based on their previous year's funding, increased or decreased by the average percentage change in funding provided through the performance portion of the model. However, these programs may receive additional support.

*MODEL VERSION USED IN FY 2021-22:* For FY 2022-23, the introduced Long Bill provides an increase of 6.0 percent through the performance funding portion of the model (Step 2) and adds \$50.0 million through Step 1 of the model and related adjustments for a total increase of 11.4 percent. The Step 1 distribution components used include: enrollment of first generation students (FTE and headcount), enrollment of underrepresented minority students, enrollment of Pell eligible (low income) students, and improvements in retention of underrepresented minority students, with funds equally divided among these components. An accompanying footnote expresses legislative intent that the Step 1 amounts be used to prioritize recruiting and retaining first generation, underrepresented minority, and low income students in FY 2022-23 and future years consistent with the goals of Colorado's Higher Education Master Plan. This may include the development, enhancement, and expansion of programs to recruit and retain such students as well as steps to reduce the cost of higher education through tuition rate freezes, reductions, and need-based scholarships for Colorado resident students.

**LOCAL DISTRICT COLLEGE GRANTS:** This section subsidizes the operations of the state's two local district junior colleges: Aims Community College and Colorado Mountain College. Institutions that are set up as local district junior colleges have special property tax districts that also support their operations and governing boards that are independent from the rest of the community college system. Students from the special property tax districts pay discounted tuition rates.

LOCAL DISTRICT COLLEGE GRANTS PURSUANT TO SECTION 23-71-301, C.R.S.						
	TOTAL FUNDS	GENERAL FUND	CASH FUNDS	REAPPROPRIATED FUNDS <sup>1</sup>	FEDERAL FUNDS	FTE
<b>FY 2021-22 Appropriation</b>	<b>\$22,559,016</b>	<b>\$21,151,019</b>	<b>\$1,407,997</b>	<b>\$0</b>	<b>\$0</b>	<b>0.0</b>
<b>CHANGES FROM FY 2021-22 APPROPRIATION</b>						
Increase operating support for public higher education institutions and financial aid	\$2,402,443	\$2,402,443	\$0	\$0	\$0	0.0
Higher education limited gaming adjustment	217,658	0	217,658	0	0	0.0
<b>TOTAL FY 2022-23 LONG BILL APPROPRIATION</b>	<b>\$25,179,117</b>	<b>\$23,553,462</b>	<b>\$1,625,655</b>	<b>\$0</b>	<b>\$0</b>	<b>0.0</b>
\$ Change from prior year	\$2,620,101	\$2,402,443	\$217,658	\$0	\$0	0.0
% Change from prior year	11.6%	11.4%	15.5%	n/a	n/a	n/a

**DIVISION OF OCCUPATIONAL EDUCATION:** This division supervises and administers the occupational education programs of the state and approves the allocation and distribution of state and federal vocational education funds to the community colleges, local district colleges, area technical colleges, secondary school districts, and any other appropriate state and local educational agencies or institutions. This division also coordinates resources available for the promotion of job development, job training, and job retraining in the state.

DIVISION OF OCCUPATIONAL EDUCATION						
	TOTAL FUNDS	GENERAL FUND	CASH FUNDS	REAPPROPRIATED FUNDS	FEDERAL FUNDS	FTE
<b>FY 2021-22 Appropriation</b>	<b>\$67,562,312</b>	<b>\$14,989,723</b>	<b>\$0</b>	<b>\$33,706,670</b>	<b>\$18,865,919</b>	<b>32.0</b>
CHANGES FROM FY 2021-22 APPROPRIATION						
Increase operating support for public higher education institutions and financial aid	\$1,702,611	\$1,702,611	\$0	\$0	\$0	0.0
Expansion of Area Technical College programs and services	1,700,000	1,700,000	0	0	0	0.0
<b>TOTAL FY 2022-23 LONG BILL APPROPRIATION</b>	<b>\$70,964,923</b>	<b>\$18,392,334</b>	<b>\$0</b>	<b>\$33,706,670</b>	<b>\$18,865,919</b>	<b>32.0</b>
\$ Change from prior year	\$3,402,611	\$3,402,611	\$0	\$0	\$0	0.0
% Change from prior year	5.0%	22.7%	n/a	0.0%	0.0%	0.0%

**AURARIA HIGHER EDUCATION CENTER:** Established by statute in 1974, the Auraria Higher Education Center (AHEC) is governed by a Board of Directors who oversee the centralized operations of the campus located in Denver. AHEC houses and provides common services to the Community College of Denver, Metropolitan State College of Denver, and the University of Colorado at Denver and Health Sciences Center.

AURARIA HIGHER EDUCATION CENTER						
	TOTAL FUNDS	GENERAL FUND	CASH FUNDS	REAPPROPRIATED FUNDS	FEDERAL FUNDS	FTE
FY 2021-22 Appropriation	\$24,039,958	\$0	\$0	\$24,039,958	\$0	200.4
Long Bill supplemental	4,069,486	4,069,486	0	0	0	0.0
<b>FY 2021-22 Adjusted Appropriation</b>	<b>\$28,109,444</b>	<b>\$4,069,486</b>	<b>\$0</b>	<b>\$24,039,958</b>	<b>\$0</b>	<b>200.4</b>
CHANGES FROM FY 2021-22 APPROPRIATION						
Auraria Higher Education Center	\$100,000	\$0	\$0	\$100,000	\$0	0.0
Higher education institution employees	0	0	0	0	0	11.0
Annualize prior year budget actions	(4,069,486)	(4,069,486)	0	0	0	0.0
<b>TOTAL FY 2022-23 LONG BILL APPROPRIATION</b>	<b>\$24,139,958</b>	<b>\$0</b>	<b>\$0</b>	<b>\$24,139,958</b>	<b>\$0</b>	<b>211.4</b>
\$ Change from prior year	(\$3,969,486)	(\$4,069,486)	\$0	\$100,000	\$0	11.0
% Change from prior year	(14.1%)	(100.0%)	n/a	0.4%	n/a	5.5%

**HISTORY COLORADO:** History Colorado, the State Historical Society founded in 1879, is an educational institution of the State and acts as trustee for the State in collecting, preserving, exhibiting, and interpreting collections and properties of state historical significance. History Colorado maintains museums and historical sites and provides assistance to local and regional historical societies and museums. It also distributes gaming revenue to gaming cities and through a state-wide grant program for historic preservation.

HISTORY COLORADO						
	TOTAL FUNDS	GENERAL FUND	CASH FUNDS	REAPPROPRIATED FUNDS	FEDERAL FUNDS	FTE
<b>FY 2021-22 Appropriation</b>	<b>\$36,190,677</b>	<b>\$6,676,959</b>	<b>\$28,109,076</b>	<b>\$422,283</b>	<b>\$982,359</b>	<b>137.5</b>
<b>CHANGES FROM FY 2021-22 APPROPRIATION</b>						
History Colorado informational funds adjustments	\$4,321,800	\$0	\$4,321,800	\$0	\$0	0.0
History Colorado resource realignment & spending authority for gaming revenue	1,388,683	0	1,388,683	0	0	6.5
Cumbres & Toltec Railroad state support	1,146,500	1,146,500	0	0	0	0.0
Annualize prior year legislation	40,705	2,626	34,698	0	3,381	0.0
Annualize prior year budget actions	(1,871,500)	(1,871,500)	0	0	0	0.0
<b>TOTAL FY 2022-23 LONG BILL APPROPRIATION</b>	<b>\$41,216,865</b>	<b>\$5,954,585</b>	<b>\$33,854,257</b>	<b>\$422,283</b>	<b>\$985,740</b>	<b>144.0</b>
\$ Change from prior year	\$5,026,188	(\$722,374)	\$5,745,181	\$0	\$3,381	6.5
% Change from prior year	13.9%	(10.8%)	20.4%	0.0%	0.3%	4.7%

# DEPARTMENT OF HUMAN SERVICES

**Description:** The Department of Human Services is charged with the administration and supervision of all non-medical public assistance and welfare activities of the State, including assistance payments, food assistance, child welfare services, rehabilitation programs, behavioral health programs, and programs for the aging. The Department is also responsible for inspecting and licensing child care facilities and for the care and treatment of the State's dependent citizens who have a behavioral health disorder, are developmentally disabled, or are juvenile offenders. The Department operates two psychiatric hospitals, three regional centers for people with developmental disabilities, and ten institutions for delinquent youth. The Department supervises counties, which administer child welfare services for abused and neglected children and many public assistance programs. The Department also provides funding for community-based behavioral health services and contracts for the supervision and treatment of delinquent juveniles.

DEPARTMENT OF HUMAN SERVICES						
	TOTAL FUNDS	GENERAL FUND	CASH FUNDS	REAPPROPRIATED FUNDS	FEDERAL FUNDS	FTE
FY 2021-22 Appropriation	\$2,953,531,695	\$1,110,202,446	\$549,781,848	\$228,925,941	\$1,064,621,460	5,195.6
<b>FY 2021-22 Adjusted Appropriation</b>	<b>\$2,953,531,695</b>	<b>\$1,110,202,446</b>	<b>\$549,781,848</b>	<b>\$228,925,941</b>	<b>\$1,064,621,460</b>	<b>5,195.6</b>
<b>CHANGES FROM FY 2021-22 APPROPRIATION</b>						
Early childhood fed stimulus	\$59,937,055	\$0	\$0	\$0	\$59,937,055	22.0
Centrally appropriated line items	24,986,875	12,726,935	1,472,282	6,572,935	4,214,723	0.0
Community provider rate increase	21,119,979	12,054,199	3,478,972	494,033	5,092,775	0.0
CMHIFL 44 bed operating	11,701,103	11,701,103	0	0	0	95.9
Extend underspent fed stimulus	9,892,547	0	0	0	9,892,547	0.0
Indirect cost assessments	9,686,738	0	938,935	2,960,313	5,787,490	0.0
Early Intervention	8,673,412	8,673,412	0	0	0	0.0
Consent Decree fines and fees	6,000,000	6,000,000	0	0	0	0.0
Technical adjustments	2,351,250	2,351,635	(385)	0	0	5.0
Food service and housekeeping coordinated compensation adjustments	2,057,025	1,033,341	462,971	278,517	282,196	0.0
County Trails refresh and support	1,800,000	1,776,267	0	0	23,733	0.0
Facilities management operating resources	1,247,980	851,200	0	396,780	0	0.0
Community services for the elderly	1,201,257	117,899	1,083,358	0	0	0.9
Job readiness for youth	1,088,000	1,088,000	0	0	0	0.0
Family Resource Centers	500,000	500,000	0	0	0	0.0
Collaborative management evaluation	500,000	500,000	0	0	0	0.0
Enhancing county child welfare support	421,448	362,445	0	0	59,003	3.8
Federal Title IV-E Cash Fund spending authority	391,321	0	391,321	0	0	0.0
Behavioral health safety net	386,433	386,433	0	0	0	3.8
Food and energy assistance programs	343,065	166,331	52,904	0	123,830	2.9
SB 21-278 Child Welfare actuarial analysis	300,000	300,000	0	0	0	0.0
Indirect cost assessment refinance	279,076	(6,938,340)	0	7,217,416	0	0.0
Child abuse prevention	150,000	150,000	0	0	0	0.0
Impacts driven by other agencies	53,381	0	0	53,381	0	0.0
DYS phone replacement - youth and families	50,000	50,000	0	0	0	0.0
Legal Representation Cash Fund spending authority	27,382	0	27,382	0	0	0.0
Tobacco Master Settlement Agreement	12,882	0	12,882	0	0	0.0
Long Bill reorganization	0	0	0	0	0	(0.0)
MHI forensic technical corrections	0	0	0	0	0	0.0
Fund source adjustment	0	(1,807,730)	0	0	1,807,730	0.0
Community behavioral health technical corrections	0	0	0	0	0	0.0
Adult Protective Services	0	0	0	0	0	1.0
Annualize prior year legislation	(472,907,380)	(15,210,639)	(93,459,349)	(19,771,724)	(344,465,668)	0.2
Annualize prior year budget actions	(4,617,778)	(4,016,950)	(1,569,471)	6,926	961,717	1.4
Aid to Needy Disabled caseload adjustment	(2,750,000)	(2,200,000)	(550,000)	0	0	0.0

DEPARTMENT OF HUMAN SERVICES						
	TOTAL FUNDS	GENERAL FUND	CASH FUNDS	REAPPROPRIATED FUNDS	FEDERAL FUNDS	FTE
Correctional Treatment Cash Fund adjustments	(1,277,627)	0	0	(1,277,627)	0	0.0
DYS parole and transition services caseload reduction	(533,784)	(533,784)	0	0	0	0.0
Align Child Welfare hotline budget	(457,787)	(457,787)	0	0	0	0.0
<b>TOTAL FY 2022-23 LONG BILL APPROPRIATION</b>	<b>\$2,636,145,548</b>	<b>\$1,139,826,416</b>	<b>\$462,123,650</b>	<b>\$225,856,891</b>	<b>\$808,338,591</b>	<b>5,332.5</b>
\$ Change from prior year	(\$317,386,147)	\$29,623,970	(\$87,658,198)	(\$3,069,050)	(\$256,282,869)	136.9
% Change from prior year	(10.7%)	2.7%	(15.9%)	(1.3%)	(24.1%)	2.6%

## DESCRIPTION OF FY 2022-23 LONG BILL REORGANIZATION

The FY 2022-23 Long Bill Section for the Department of Human Services is the product of a budget neutral reorganization to better align the structure of the Long Bill with the Department's actual operations. During the FY 2020-21 budget cycle, JBC Staff recommended and the Committee approved a Request for Information (FY 2020-21 RFI #22) asking the Department of Human Services to propose a budget neutral reorganization of the Department's Long Bill section. As part of their November 2, 2020 budget request submission, the Department provided the requested information. During the 2021 legislative session, the General Assembly passed two bills that have prompted the continuation of this effort: H.B. 21-1304 (Early Childhood System) and H.B. 21-1097 (Establish Behavioral Health Administration). The former creates Department of Early Childhood. The latter creates the Behavioral Health Administration within the Department. With these structural changes to the Department's Long Bill set to occur for FY 2022-23 and with the previous information provided by the FY 2020-21 RFI, a full restructure of the Department of Human Services Long Bill section was approved and implemented. For a detailed crosswalk of the FY 2021-22 Long Bill structure to the FY 2022-23 Long Bill structure, please see Appendix F.

## DESCRIPTION OF INCREMENTAL CHANGES

**EARLY CHILDHOOD FED STIMULUS:** The bill adds \$59.9 million federal funds and 22.0 FTE based on the Department's plan for spending the Child Care Development Funds (CCDF) discretionary allocation. The American Rescue Plan Act (ARPA) included \$178.9 million for the CCDF discretionary allocation that must be spent by September 30, 2024. The appropriations are based on the Department's anticipated expenditures in FY 22-23.

**CENTRALLY APPROPRIATED LINE ITEMS:** The bill includes adjustments to centrally appropriated line items for the following:

CENTRALLY APPROPRIATED LINE ITEMS						
	TOTAL FUNDS	GENERAL FUND	CASH FUNDS	REAPPROPRIATED FUNDS	FEDERAL FUNDS	FTE
Salary survey	\$12,651,592	\$8,061,115	\$559,338	\$1,520,060	\$2,511,079	0.0
Payments to OIT	8,118,726	3,211,021	42,919	4,384,865	479,921	0.0
Health, life, and dental	5,477,840	3,889,955	534,334	67,023	986,528	0.0
Temporary employees related to authorized leave	1,575,727	1,042,082	57,247	226,133	250,265	0.0
Workers' compensation	1,412,970	794,614	0	618,356	0	0.0
Paid Family Medical Leave insurance	742,438	498,132	31,920	97,122	115,264	0.0
AED	731,488	669,288	143,080	(132,338)	51,458	0.0
SAED	731,488	669,288	143,080	(132,338)	51,458	0.0
Legal services	288,062	272,018	(95,377)	111,421	0	0.0
ALJ services	237,066	84,000	0	153,066	0	0.0
Payment to risk management and property funds	199,937	140,494	60	59,381	2	0.0
CORE adjustment	166,878	91,712	0	75,166	0	0.0
Vehicle lease payments	42,779	21,601	0	21,178	0	0.0

**CENTRALLY APPROPRIATED LINE ITEMS**

	TOTAL FUNDS	GENERAL FUND	CASH FUNDS	REAPPROPRIATED FUNDS	FEDERAL FUNDS	FTE
Short-term disability	24,716	22,771	4,442	(3,583)	1,086	0.0
PERA Direct Distribution	(5,799,171)	(5,824,670)	0	25,499	0	0.0
Shift differential	(1,544,549)	(890,795)	51,239	(472,655)	(232,338)	0.0
Capitol Complex leased space	(71,112)	(25,691)	0	(45,421)	0	0.0
<b>TOTAL</b>	<b>\$24,986,875</b>	<b>\$12,726,935</b>	<b>\$1,472,282</b>	<b>\$6,572,935</b>	<b>\$4,214,723</b>	<b>0.0</b>

**COMMON POLICY PROVIDER RATE INCREASE:** The bill includes \$21,119,979 total funds, including \$12,054,199 General Fund, for an across the board increase of 2.0 percent in the rates paid to most providers.

**CMHIFL 44 BED OPERATING BUDGET:** The bill includes an increase of \$11.7 million General Fund and 95.9 FTE for costs to operate 44 new forensic psychiatric beds at the Colorado Mental Health Institute at Fort Logan (CHMIFL), anticipated to equate to \$11.7 million General Fund and 104.3 FTE in FY 2023-24 and subsequent years. The General Assembly approved an appropriation of \$17.8 million in capital construction funding in FY 2019-20 to renovate two existing units at Fort Logan to provide the additional beds for inpatient competency services and address the waitlist for competency services. This increase provides the funds to staff and operate those units.

**EXTEND UNDERSPENT FED STIMULUS:** The bill includes \$9.9 million federal funds to extend the amount of time the Department has to spend federal Child Care Development Funds that were appropriated for a variety of early childhood stimulus initiatives in FY 21-22.

**INDIRECT COST ASSESSMENTS:** The bill includes a net increase in the Department’s indirect cost assessment.

**EARLY INTERVENTION:** The bill includes \$8.7 million General Fund to restore eligibility for the Early Intervention program for children with developmental delays to pre-pandemic levels. During the pandemic-induced economic downturn the Department reduced eligibility for budget balancing reasons from serving children with a 25 percent developmental delay to serving children with a 33 percent developmental delay.

**CONSENT DECREE FINES AND FEES:** The bill includes an increase of \$6,000,000 General Fund (for a total of \$12,000,000) to pay for fines and fees accrued as part of the Consent Decree resulting from the *Center for Legal Advocacy (d/b/a Disability Law Colorado) v. Barnes and Marshall (Colorado Department of Human Services)* lawsuit.

**TECHNICAL ADJUSTMENTS:** The bill includes a net increase of \$2,351,250 total funds, including \$2,351,635 General Fund, for technical adjustments primarily for annual depreciations-lease equivalent payments.

<b>TECHNICAL ADJUSTMENTS</b>						
	TOTAL FUNDS	GENERAL FUND	CASH FUNDS	REAPPROPRIATED FUNDS	FEDERAL FUNDS	FTE
ADL equivalent payment	\$2,351,635	\$2,351,635	\$0	\$0	\$0	0.0
OEC FTE true-up	0	0	0	0	0	5.0
Cash fund correction	(385)	0	(385)	0	0	0.0
<b>TOTAL</b>	<b>\$2,351,250</b>	<b>\$2,351,635</b>	<b>(\$385)</b>	<b>\$0</b>	<b>\$0</b>	<b>5.0</b>

**FOOD SERVICE AND HOUSEKEEPING COORDINATED COMPENSATION ADJUSTMENTS:** The bill includes an increase of \$2,057,025 total funds, including \$1,033,341 General Fund, for targeted salary increases for all food services and housekeeping classified employees throughout the State. This item has corresponding non-prioritized items in the Departments of Corrections, Education, Health Care Policy and Financing, Labor and Employment, Military and Veterans Affairs, and Personnel.

**COUNTY TRAILS REFRESH AND SUPPORT:** The bill includes an increase of \$1,800,000 total funds, including \$1,776,267 General Fund, to increase state support for county computer replacements and the Colorado Trails system.



The Trails system is Colorado's child welfare system of record, and is used by counties to track child abuse and neglect cases as well as services deployed to help families.

**FACILITIES MANAGEMENT OPERATING RESOURCES:** The bill includes \$1,247,980 total funds, including \$851,200 General Fund, to address inflationary and operational cost increases in the Office of Operations (Division of Facilities Management).

**COMMUNITY SERVICES FOR THE ELDERLY:** The bill includes \$1,201,257 total funds, including \$117,899 General Fund, for the programs serving Colorado's elderly population. This item includes:

- an increase of \$1.1 million cash funds from the Older Coloradans Cash Fund to allow the Department to fully utilize approximately \$18.4 million in federal American Recovery Plan Act (ARPA) funds made available to the State; and
- \$91,937 General Fund and 0.9 FTE in FY 2022-23 to support the cross-agency coordination of work specific to the Strategic Action Plan on Aging and emerging issues relevant to Colorado's aging population.

**JOB READINESS FOR YOUTH:** The bill includes a one-time increase of \$1,088,000 General Fund for equipment investments in education and vocational training programs in the Division of Youth Services. Equipment costs include classroom equipment at the Lookout Mountain facility, landscaping equipment, chromebooks with charging stations, and CSU mobile training labs.

**FAMILY RESOURCE CENTERS:** The bill includes \$500,000 General Fund for Family Resource Centers.

**COLLABORATIVE MANAGEMENT EVALUATION:** The bill includes \$500,000 General Fund for collaborative management evaluations.

**ENHANCING COUNTY CHILD WELFARE SUPPORT:** The bill includes an increase of \$421,448 total funds, including \$362,445 General Fund, and 3.8 FTE to create four new positions to increase state child welfare support for counties. The four new positions include one permanency specialist, two county intermediaries (CIs), and one monitoring specialist to reduce the caseload on existing FTE within the Department.

**FEDERAL TITLE IV-E CASH FUND SPENDING AUTHORITY:** The bill includes an increase of \$391,321 cash funds spending authority from the Excess Federal Title IV-E Reimbursements Cash Fund to align spending authority with actual Title IV-E funds received and provide increased support for permanency services.

**BEHAVIORAL HEALTH SAFETY NET:** The bill includes an increase of \$386,433 General Fund and 3.8 FTE for FY 2022-23 (increasing to a projected \$558,489 General Fund and 5.0 FTE in FY 2023-24 and subsequent years) to improve the licensing and credentialing process for behavioral health providers serving the safety net population as the next phase of reform to create the statewide behavioral health safety net required by S.B. 19-222. The goal of the request is to reduce fragmentation in the behavioral health care system, to ensure that co-occurring (mental health and substance use) treatment models are available, and to increase the availability of enhanced outpatient treatment programs and intensive outpatient models of care.

**FOOD AND ENERGY ASSISTANCE PROGRAMS:** The bill includes \$343,065 total funds, including \$166,331 General Fund, and 2.9 FTE for the following:

- \$247,661 total funds, including \$123,831 General Fund, and 2.4 FTE in FY 2022-23 to bring the Supplemental Nutrition Assistance Program (SNAP) fair hearing process within the Department; and
- \$95,404 total funds, including \$42,500 General Fund and \$52,904 cash funds, and 0.5 FTE in FY 2022-23 to hire a contracted project manager and a state-employed warehouse manager to supplement the FY 2021-22 appropriations for the renovation of a vacated, state-owned warehouse on the Mount View property and the in-house operation of the National School Lunch Program (NSLP).

**SB 21-278 CHILD WELFARE ACTUARIAL ANALYSIS:** The bill includes an increase of \$300,000 General Fund to fulfill the actuarial analysis contract required by S.B. 21-278 (Reimbursement for Out-of-home Placement Services).

**INDIRECT COST ASSESSMENT REFINANCE:** The bill includes an increase of \$279,076 total funds, including a decrease of \$6.9 million General Fund, for:

- the completion of a true-up of the indirect costs which are currently based on calculations from FY 2017-18;
- an increase in spending authority for the County Financial Management System (CFMS);
- a one-time refinance in FY 2022-23 of the Department's General Fund indirect costs with \$5.0 million cash funds from the Department's Indirect Cost Excess Recovery Cash Fund; and
- an increase of \$44,604 in reappropriated funds for the Microcomputer Lease appropriation to purchase computers for the Disability Determination Services program.

**CHILD ABUSE PREVENTION:** The bill includes \$150,000 General Fund for the Colorado Child Abuse Prevention Trust Fund.

**IMPACTS DRIVEN BY OTHER AGENCIES:** The bill includes an increase of \$53,381 reappropriated funds for adjustments related to budgetary actions in other departments.

**DYS PHONE REPLACEMENT – YOUTH AND FAMILIES:** The bill includes an increase of \$50,000 General Fund to eliminate the current pay-per-use phone system provided to the Division of Youth Services by a private vender to a free phone service provided by the Department.

**LEGAL REPRESENTATION CASH FUND SPENDING AUTHORITY:** The bill includes an increase of \$27,382 cash funds spending authority from the Title IV-E Administrative Cost Cash Fund to align the Department's spending authority with that of the Office of the Respondent Parents' Counsel and the Office of the Child's Representative in the Judicial Branch.

**TOBACCO MASTER SETTLEMENT AGREEMENT:** The bill includes an increase of \$12,882 cash funds for programs receiving Tobacco Master Settlement Agreement funds, including the Tony Grampas Youth Services Program, based on the March 2022 Legislative Council Staff economic forecast.

**MHI FORENSIC TECHNICAL CORRECTIONS:** The bill includes five technical adjustments to appropriations related to forensic behavioral health services, with no change in total funding, to correct technical errors in the existing appropriation and to align funding and FTE with the Department's actual usage of resources. The changes include:

- Moving \$164,804 General Fund and 2.0 FTE from the Community Behavioral Health Administration Personal Services line item to the Forensic Services Outpatient Competency Restoration Program (\$166,704 and 2.0 FTE) and the Community Behavioral Health Administration Operating Expenses line item (\$1,900).
- Moving \$125,000 General Fund from the Office of Information Technology Services, Electronic Health Record and Pharmacy System line item to the Colorado Mental Health Institute at Pueblo, Personal Services line item to reflect the actual use of the funds.
- Moving \$600,000 General Fund from the Mental Health Institutes, Contract Medical Services line item to the Mental Health Institutes, Pharmaceuticals line item to align with the current need for and use of funds.
- Creating a new Forensic Support Team line item within Forensic Services (in the Mental Health Institutes) and moving \$1,495,996 General Fund and 19.0 FTE from the existing Forensic Services Court Services line item to the newly created line item. The new line item will support navigation services and staff, while the previous Court Services line item will continue to support the actual competency evaluations.

- Moving a total of \$1,156,300 General Fund from the Mental Health Institute at Pueblo Personal Services line item to be split between the Forensic Services Court Services (\$595,300) and the Forensic Services Forensic Community Based Services line item (\$561,000) to reflect costs in the correct line items.

**FUND SOURCE ADJUSTMENT:** The bill includes a decrease of \$1.8 million General Fund and a corresponding increase in federal funds for a short-duration adjustment to fund sources that is possible due to the influx of federal stimulus Child Care Development Funds.

**COMMUNITY BEHAVIORAL HEALTH TECHNICAL CORRECTIONS:** The bill includes three technical changes to Community Behavioral Health appropriations, with no change in total funding, including:

- Moving \$1,470,000 General Fund currently appropriated to the Treatment and Detoxification Programs line item supporting medication-assisted treatment in jail settings to the Jail Based Behavioral Health Services line item to consolidate that funding with all of the other jail based services.
- Moving \$264,596 cash funds from the Persistent Drunk Driver Cash Fund from the Treatment and Detoxification Programs line item to the Community Prevention and Treatment line item to correct a technical error.
- Striking “Pilot” from the Behavioral Health Crisis Response System Secure Transportation Pilot Programs line item in order to align with the program name in statute.

**ADULT PROTECTIVE SERVICES:** The bill includes a budget neutral reallocation of \$104,475 General Fund and an increase of 1.0 FTE to support an additional data system administrator to address increases in workload associated with the maintenance and support of the system.

**ANNUALIZE PRIOR YEAR LEGISLATION:** The bill includes adjustments for the out-year impacts of prior year legislation.

ANNUALIZE PRIOR YEAR LEGISLATION						
	TOTAL FUNDS	GENERAL FUND	CASH FUNDS	REAPPROPRIATED FUNDS	FEDERAL FUNDS	FTE
SB 21-154 988 Suicide prevention lifeline network	\$6,103,581	\$0	\$6,103,581	\$0	\$0	0.1
SB18-200 PERA unfunded liability	1,562,647	1,051,349	67,819	201,738	241,741	0.0
HB 21-1094 Foster youth in transition	1,425,900	712,950	0	712,950	0	0.0
SB 21-129 Veteran suicide prevention pilot	1,260,000	1,260,000	0	0	0	0.0
SB 21-276 Children’s Residential Enrollment	36,348	36,348	0	0	0	0.5
HB 21-1084 Foster youth drivers' licenses	18,060	18,060	0	0	0	0.0
HB 21-1021 Peer support specialists BH	16,929	14,529	2,400	0	0	0.2
HB 21-1276 Prevention of substance use disorders	9,039	0	9,039	0	0	0.2
HB 21-1099 Identify domestic abuse	7,500	7,500	0	0	0	0.0
SB 21-131 Protect PII kept by state	436	(5,000)	5,436	0	0	0.1
SB 20-162 Changes related to federal Family First policy	0	936,412	0	(936,412)	0	0.0
SB 21-137 Behavioral health recovery act - correction	0	0	0	0	0	0.0
SB 21-236 Increase capacity early childhood care & education	(313,459,278)	0	0	0	(313,459,278)	(4.0)
SB 21-137 Behavioral health recovery act	(89,911,624)	(14,000)	(89,897,624)	0	0	0.0
SB 21-290 Security for Colorado seniors	(30,000,000)	(15,000,000)	0	(15,000,000)	0	0.0
SB 21-236 Increase capacity early childhood care & education - correction	(27,995,799)	0	0	0	(27,995,799)	0.0
SB 21-292 Federal COVID funding for victims services	(9,500,000)	0	(4,750,000)	(4,750,000)	0	0.0
HB 21-1270 Approp to DHS for SNAP	(6,000,000)	(3,000,000)	0	0	(3,000,000)	0.0
SB 21-027 Emergency supplies for Colorado babies and families	(5,000,000)	0	(5,000,000)	0	0	0.1
SB 21-275 Child Find responsibilities	(419,762)	(419,762)	0	0	0	1.9
SB 21-277 Child welfare allocation formula	(250,000)	(250,000)	0	0	0	0.0

ANNUALIZE PRIOR YEAR LEGISLATION						
	TOTAL FUNDS	GENERAL FUND	CASH FUNDS	REAPPROPRIATED FUNDS	FEDERAL FUNDS	FTE
SB 21-278 Out-of-home reimbursement	(250,000)	(250,000)	0	0	0	0.0
SB 21-071 Limit the detention of juveniles	(173,976)	(84,560)	0	0	(89,416)	0.5
HB 21-1304 Early childhood system	(119,232)	(119,232)	0	0	0	0.5
SB 21-199 Remove barriers to certain public opportunities	(115,352)	(27,044)	0	0	(88,308)	0.0
SB 21-201 Stricter transparency & enforcement in child care	(59,875)	0	0	0	(59,875)	0.0
SB 21-146 Improve prison release outcome	(50,000)	(50,000)	0	0	0	0.0
HB 21-1101 Preserving family relationships in child placement	(21,352)	(13,879)	0	0	(7,473)	0.0
SB 21-269 Licensing of respite child care centers	(21,352)	(14,092)	0	0	(7,260)	0.0
SB 21-118 Alt response mistreatment at-risk adults	(218)	(218)	0	0	0	0.1
<b>TOTAL</b>	<b>(\$472,907,380)</b>	<b>(\$15,210,639)</b>	<b>(\$93,459,349)</b>	<b>(\$19,771,724)</b>	<b>(\$344,465,668)</b>	<b>0.2</b>

**ANNUALIZE PRIOR YEAR BUDGET ACTIONS:** The bill includes adjustments for the out-year impacts of prior year budget actions.

ANNUALIZE PRIOR YEAR BUDGET ACTIONS						
	TOTAL FUNDS	GENERAL FUND	CASH FUNDS	REAPPROPRIATED FUNDS	FEDERAL FUNDS	FTE
FY 22-23 Early childhood fed stimulus	\$17,902,986	\$0	\$0	\$0	\$17,902,986	0.0
FY 21-22 Nurse home visitor program	732,244	0	732,244	0	0	0.0
FY 21-22 CBMS-PEAK funding	335,820	164,919	4,037	0	166,864	0.0
FY 21-22 Family first prevention and services act	76,250	74,324	0	0	1,926	0.4
FY 19-20 Salesforce	11,551	0	1,684	6,926	2,941	0.0
FY 21-22 CO Works non-recurrent benefits	(13,502,982)	0	0	0	(13,502,982)	0.0
FY 21-22 SNAP County Administration resources	(6,500,000)	(1,950,000)	(1,300,000)	0	(3,250,000)	0.0
FY 21-22 Natnl school lunch commodity storage	(1,679,604)	(1,499,792)	115,240	0	(295,052)	3.0
FY 21-22 Excess federal 4E cash fund spending	(694,000)	0	(694,000)	0	0	0.0
FY 21-22 Excess Title IV-E Cash Fund spending auth	(391,321)	0	(391,321)	0	0	0.0
FY 21-22 Expanded behavioral health crisis services for children and youth	(380,000)	(380,000)	0	0	0	0.0
FY 18-19 Permanency services	(365,100)	(365,100)	0	0	0	(2.0)
FY 21-22 SB 19-235 funding	(136,240)	(61,301)	(9,973)	0	(64,966)	0.0
FY 21-22 Legal Representation Cash Fund spending authority	(27,382)	0	(27,382)	0	0	0.0
<b>TOTAL</b>	<b>(\$4,617,778)</b>	<b>(\$4,016,950)</b>	<b>(\$1,569,471)</b>	<b>\$6,926</b>	<b>\$961,717</b>	<b>1.4</b>

**AID TO NEEDY DISABLED CASELOAD ADJUSTMENT:** The bill includes a reduction of \$2.8 million total funds, including \$2.2 million General Fund, in FY 2022-23 and ongoing to the Aid to Needy Disabled (AND) program. The reduction does not change the monthly benefits for AND participants.

**CORRECTIONAL TREATMENT CASH FUND ADJUSTMENTS:** The bill includes the following decreases in appropriations of reappropriated funds originating as cash funds from the Correctional Treatment Cash Fund in the Judicial Department (based on adjustments recommended by the Correctional Treatment Board): (1) \$1,000,000 associated with the Circle Program and Other Treatment Programs for People with Co-occurring Disorders; and (2) \$277,627 for Jail-based Behavioral Health Services.

**DYS PAROLE AND TRANSITION SERVICES CASELOAD REDUCTION:** The bill includes a decrease of \$533,784 General Fund to align Division of Youth Services parole and transition services with decreasing caseload.

**ALIGN CHILD WELFARE HOTLINE BUDGET:** The bill includes a decrease of \$457,787 General Fund to the Hotline for Child Abuse and Neglect to align with actual expenditures.

## SUMMARY OF CHANGES BY LONG BILL DIVISION

SUMMARY TABLE FOR DEPARTMENT OF HUMAN SERVICES						
	TOTAL FUNDS	GENERAL FUND	CASH FUNDS	REAPPROPRIATED FUNDS	FEDERAL FUNDS	FTE
FY 2021-22 Appropriation	\$2,953,531,695	\$1,110,202,446	\$549,781,848	\$228,925,941	\$1,064,621,460	5,195.6
<b>FY 2021-22 Adjusted Appropriation</b>	<b>\$2,953,531,695</b>	<b>\$1,110,202,446</b>	<b>\$549,781,848</b>	<b>\$228,925,941</b>	<b>\$1,064,621,460</b>	<b>5,195.6</b>
<b>CHANGES FROM FY 2021-22 BY LONG BILL DIVISION</b>						
Executive Director's Office	\$8,056,361	\$5,163,355	\$856,323	(\$68,790)	\$2,105,473	0.0
Administration and Finance	13,455,589	1,259,913	50,635	11,982,751	162,291	7.1
Office of Children, Youth, and Families	9,422,012	12,310,569	(3,567,919)	(3,736,730)	4,416,092	3.1
Office of Economic Security	(27,803,827)	(7,418,151)	(6,270,521)	1,024,824	(15,139,979)	3.6
Behavioral Health Administration	(79,543,698)	3,331,414	(81,902,841)	(1,199,387)	227,116	2.4
Office of Behavioral Health	20,989,284	20,778,341	64,305	146,658	(20)	93.3
Office of Adults, Aging, and Disability Services	(22,531,835)	(14,621,077)	2,381,754	(11,377,736)	1,085,224	2.0
Office of Early Childhood	(239,430,033)	8,819,607	730,066	159,360	(249,139,066)	25.5
<b>TOTAL FY 2022-23 LONG BILL APPROPRIATION</b>	<b>\$2,636,145,548</b>	<b>\$1,139,826,416</b>	<b>\$462,123,650</b>	<b>\$225,856,891</b>	<b>\$808,338,591</b>	<b>5,332.5</b>
\$ Change from prior year	(\$317,386,147)	\$29,623,970	(\$87,658,198)	(\$3,069,050)	(\$256,282,869)	137.0
% Change from prior year	(10.7%)	2.7%	(15.9%)	(1.3%)	(24.1%)	2.6%

## APPROPRIATION DETAIL BY LONG BILL DIVISION

**EXECUTIVE DIRECTOR'S OFFICE:** This office is responsible for the management and administration of the Department, performing such functions as budgeting, human resources, and quality control, as well as some program supervision, coordination, and evaluation. This section includes centrally appropriated line items, such as workers' compensation, legal services, administrative law judge services, and payments related to risk management.

EXECUTIVE DIRECTOR'S OFFICE						
	TOTAL FUNDS	GENERAL FUND	CASH FUNDS	REAPPROPRIATED FUNDS	FEDERAL FUNDS	FTE
<b>FY 2021-22 Appropriation</b>	<b>\$135,067,714</b>	<b>\$85,000,948</b>	<b>\$5,164,389</b>	<b>\$28,354,428</b>	<b>\$16,547,948</b>	<b>21.8</b>
<b>CHANGES FROM FY 2021-22 APPROPRIATION</b>						
Centrally appropriated line items	\$16,496,709	\$9,358,758	\$1,364,885	\$2,080,939	\$3,692,127	0.0
CMHIFL 44 bed operating	\$1,639,201	\$1,639,201	\$0	\$0	\$0	0.0
Food service and housekeeping coordinated compensation adjustments	170,593	89,713	38,394	19,083	23,403	0.0
Indirect cost assessments	149,863	0	122,116	24,086	3,661	0.0
Community services for the elderly	18,776	18,776	0	0	0	0.0
Impacts driven by other agencies	0	0	0	0	0	0.0
Indirect cost assessment refinance	0	734,797	0	(734,797)	0	0.0
Technical adjustments	0	0	0	0	0	0.0
Annualize prior year budget actions	(10,131,486)	(6,690,594)	(369,072)	(1,458,102)	(1,613,718)	0.0
Long Bill reorganization	0	0	0	0	0	0.0
Annualize prior year legislation	(287,296)	12,704	(300,000)	0	0	0.0
<b>TOTAL FY 2022-23 LONG BILL APPROPRIATION</b>	<b>\$143,124,074</b>	<b>\$90,164,303</b>	<b>\$6,020,712</b>	<b>\$28,285,638</b>	<b>\$18,653,421</b>	<b>21.8</b>
\$ Change from prior year	\$8,056,361	\$5,163,355	\$856,323	(\$68,790)	\$2,105,473	0.0

EXECUTIVE DIRECTOR'S OFFICE						
	TOTAL FUNDS	GENERAL FUND	CASH FUNDS	REAPPROPRIATED FUNDS	FEDERAL FUNDS	FTE
% Change from prior year	6.0%	6.1%	16.6%	(0.2%)	12.7%	0.0%

**ADMINISTRATION AND FINANCE:** This section contains appropriations or various central departmental functions including accounting, auditing, contracting, purchasing, vehicle leases, and facilities management. This includes housekeeping and maintenance for direct-service facilities such as the mental health institutes, regional centers for persons with developmental disabilities, and youth corrections facilities. In addition, this section contains appropriations for developing and maintaining the major centralized computer systems of the Department, including systems that link to all 64 counties in the state.

ADMINISTRATION AND FINANCE						
	TOTAL FUNDS	GENERAL FUND	CASH FUNDS	REAPPROPRIATED FUNDS	FEDERAL FUNDS	FTE
<b>FY 2021-22 Appropriation</b>	<b>\$112,482,783</b>	<b>\$56,511,796</b>	<b>\$1,452,137</b>	<b>\$53,119,751</b>	<b>\$1,399,098</b>	<b>530.5</b>
CHANGES FROM FY 2021-22 APPROPRIATION						
Centrally appropriated line items	\$8,494,048	\$3,324,162	\$1	\$5,169,885	\$0	0.0
Technical adjustments	2,351,635	2,351,635	0	0	0	0.0
Facilities management operating resources	1,247,980	851,200	0	396,780	0	0.0
CMHIFL 44 bed operating	465,898	465,898	0	0	0	4.6
Food service and housekeeping coordinated compensation adjustments	393,438	253,932	43	139,463	0	0.0
Indirect cost assessment refinance	279,076	(9,095,314)	0	9,374,390	0	0.0
Food and energy assistance programs	247,661	123,831	0	0	123,830	2.4
Annualize prior year legislation	102,432	92,631	5,742	388	3,671	0.1
Indirect cost assessments	59,768	0	42,450	5,212	12,106	0.0
Long Bill reorganization	0	0	0	0	0	0.0
Annualize prior year budget actions	(186,347)	2,891,938	2,399	(3,103,367)	22,684	0.0
<b>TOTAL FY 2022-23 LONG BILL APPROPRIATION</b>	<b>\$125,938,372</b>	<b>\$57,771,709</b>	<b>\$1,502,772</b>	<b>\$65,102,502</b>	<b>\$1,561,389</b>	<b>537.6</b>
\$ Change from prior year	\$13,455,589	\$1,259,913	\$50,635	\$11,982,751	\$162,291	7.1
% Change from prior year	12.0%	2.2%	3.5%	22.6%	11.6%	1.3%

**OFFICE OF CHILDREN, YOUTH, AND FAMILIES:** This section provides funding and state staff associated with the state supervision and county administration of programs that protect children from harm and assist families in caring for and protecting their children. This section also houses the Division of Youth Services, which is responsible for the supervision, care, and treatment of juveniles held in secure detention pre- or post-adjudication, juveniles committed or sentenced to the Department by courts, and juveniles receiving six month mandatory parole services following a commitment. The Division of Youth Services maintains ten secure institutional centers and augments this capacity with contracts for community, staff secure, and detention placements.

OFFICE OF CHILDREN, YOUTH, AND FAMILIES						
	TOTAL FUNDS	GENERAL FUND	CASH FUNDS	REAPPROPRIATED FUNDS	FEDERAL FUNDS	FTE
<b>FY 2021-22 Appropriation</b>	<b>\$730,009,749</b>	<b>\$448,983,716</b>	<b>\$115,756,533</b>	<b>\$21,480,243</b>	<b>\$143,789,257</b>	<b>1,275.0</b>
CHANGES FROM FY 2021-22 APPROPRIATION						
Community provider rate increase	\$10,851,962	\$6,428,975	\$1,762,829	\$280,637	\$2,379,521	0.0

OFFICE OF CHILDREN, YOUTH, AND FAMILIES						
	TOTAL FUNDS	GENERAL FUND	CASH FUNDS	REAPPROPRIATED FUNDS	FEDERAL FUNDS	FTE
Indirect cost assessments	2,057,714	0	39,363	10,954	2,007,397	0.0
County Trails refresh and support	1,800,000	1,776,267	0	0	23,733	0.0
Annualize prior year budget actions	1,107,600	2,086,361	(1,061,334)	7,075	75,498	(1.7)
Job readiness for youth	1,088,000	1,088,000	0	0	0	0.0
Collaborative management evaluation	500,000	500,000	0	0	0	0.0
Enhancing county child welfare support	421,448	362,445	0	0	59,003	3.8
Federal Title IV-E Cash Fund spending authority	391,321	0	391,321	0	0	0.0
SB 21-278 Child Welfare actuarial analysis	300,000	300,000	0	0	0	0.0
Food service and housekeeping coordinated compensation adjustments	177,797	177,797	0	0	0	0.0
DYS phone replacement - youth and families	50,000	50,000	0	0	0	0.0
Legal Representation Cash Fund spending authority	27,382	0	27,382	0	0	0.0
Tobacco Master Settlement Agreement	12,882	0	12,882	0	0	0.0
Centrally appropriated line items	209	0	209	0	0	0.0
Long Bill reorganization	0	0	0	0	0	0.0
Technical adjustments	0	0	0	0	0	0.0
Annualize prior year legislation	(8,372,732)	532,295	(4,740,571)	(4,035,396)	(129,060)	1.0
DYS parole and transition services caseload reduction	(533,784)	(533,784)	0	0	0	0.0
Align Child Welfare hotline budget	(457,787)	(457,787)	0	0	0	0.0
<b>TOTAL FY 2022-23 LONG BILL APPROPRIATION</b>	<b>\$739,431,761</b>	<b>\$461,294,285</b>	<b>\$112,188,614</b>	<b>\$17,743,513</b>	<b>\$148,205,349</b>	<b>1,278.1</b>
\$ Change from prior year	\$9,422,012	\$12,310,569	(\$3,567,919)	(\$3,736,730)	\$4,416,092	3.1
% Change from prior year	1.3%	2.7%	(3.1%)	(17.4%)	3.1%	0.2%

**OFFICE OF ECONOMIC SECURITY:** This section provides income, nutritional, and support services to assist families and individuals in need. It funds several programs, including Colorado Works, the Supplemental Nutrition Assistance Program (SNAP), the Low-income Energy Assistance Program (LEAP), and child support services.

OFFICE OF ECONOMIC SECURITY						
	TOTAL FUNDS	GENERAL FUND	CASH FUNDS	REAPPROPRIATED FUNDS	FEDERAL FUNDS	FTE
<b>FY 2021-22 Appropriation</b>	<b>\$533,691,362</b>	<b>\$85,361,651</b>	<b>\$150,706,993</b>	<b>\$5,874,751</b>	<b>\$291,747,967</b>	<b>160.0</b>
<b>CHANGES FROM FY 2021-22 APPROPRIATION</b>						
Indirect cost assessments	\$4,159,361	\$0	\$20,497	\$1,024,576	\$3,114,288	0.0
Community provider rate increase	1,592,856	517,834	311,122	0	763,900	0.0
Food and energy assistance programs	95,404	42,500	52,904	0	0	0.5
Long Bill reorganization	0	0	0	0	0	0.0
Technical adjustments	0	0	0	0	0	0.0
Annualize prior year budget actions	(19,986,976)	(2,796,878)	(1,113,858)	248	(16,076,488)	3.0
Annualize prior year legislation	(10,914,472)	(2,981,607)	(4,991,186)	0	(2,941,679)	0.1
Aid to Needy Disabled caseload adjustment	(2,750,000)	(2,200,000)	(550,000)	0	0	0.0
<b>TOTAL FY 2022-23 LONG BILL APPROPRIATION</b>	<b>\$505,887,535</b>	<b>\$77,943,500</b>	<b>\$144,436,472</b>	<b>\$6,899,575</b>	<b>\$276,607,988</b>	<b>163.6</b>
\$ Change from prior year	(\$27,803,827)	(\$7,418,151)	(\$6,270,521)	\$1,024,824	(\$15,139,979)	3.6
% Change from prior year	(5.2%)	(8.7%)	(4.2%)	17.4%	(5.2%)	2.2%

**BEHAVIORAL HEALTH ADMINISTRATION:** This section provides funding for community-based prevention, treatment, and recovery support services for people with mental health and substance use disorders. This includes services for people with low incomes who are not eligible for Medicaid, as well as services for Medicaid-eligible clients that are not covered by the Medicaid program.

BEHAVIORAL HEALTH ADMINISTRATION						
	TOTAL FUNDS	GENERAL FUND	CASH FUNDS	REAPPROPRIATED FUNDS	FEDERAL FUNDS	FTE
<b>FY 2021-22 Appropriation</b>	<b>\$327,043,747</b>	<b>\$123,089,751</b>	<b>\$147,868,847</b>	<b>\$13,651,607</b>	<b>\$42,433,542</b>	<b>93.4</b>
CHANGES FROM FY 2021-22 APPROPRIATION						
Community provider rate increase	\$3,319,600	\$2,259,933	\$1,019,781	\$39,886	\$0	0.0
Indirect cost assessments	20	0	0	0	20	0.0
Long Bill reorganization	0	0	0	0	0	0.0
Technical adjustments	0	0	0	0	0	0.0
Community behavioral health technical corrections	0	0	0	0	0	0.0
Annualize prior year legislation	(81,300,656)	1,361,646	(82,927,752)	38,354	227,096	2.4
Correctional Treatment Cash Fund adjustments	(1,277,627)	0	0	(1,277,627)	0	0.0
Annualize prior year budget actions	(285,035)	(290,165)	5,130	0	0	0.0
<b>TOTAL FY 2022-23 LONG BILL APPROPRIATION</b>	<b>\$247,500,049</b>	<b>\$126,421,165</b>	<b>\$65,966,006</b>	<b>\$12,452,220</b>	<b>\$42,660,658</b>	<b>95.8</b>
\$ Change from prior year	(\$79,543,698)	\$3,331,414	(\$81,902,841)	(\$1,199,387)	\$227,116	2.4
% Change from prior year	(24.3%)	2.7%	(55.4%)	(8.8%)	0.5%	2.6%

**OFFICE OF BEHAVIORAL HEALTH:** This section provides funding for the administration and operation of the State's two mental health institutes, which provide inpatient hospitalization for individuals with mental health disorders.

OFFICE OF BEHAVIORAL HEALTH						
	TOTAL FUNDS	GENERAL FUND	CASH FUNDS	REAPPROPRIATED FUNDS	FEDERAL FUNDS	FTE
<b>FY 2021-22 Appropriation</b>	<b>\$184,827,422</b>	<b>\$164,107,790</b>	<b>\$8,036,514</b>	<b>\$12,683,098</b>	<b>\$20</b>	<b>1,392.8</b>
CHANGES FROM FY 2021-22 APPROPRIATION						
CMHIFL 44 bed operating	\$9,596,004	\$9,596,004	\$0	\$0	\$0	91.3
Consent Decree fines and fees	6,000,000	6,000,000	0	0	0	0.0
Annualize prior year budget actions	3,313,543	3,012,018	76,793	27,089	197,643	0.1
Community provider rate increase	1,005,119	1,005,119	0	0	0	0.0
Food service and housekeeping coordinated compensation adjustments	593,760	479,852	25,402	88,506	0	0.0
Behavioral health safety net	386,433	386,433	0	0	0	3.8
Centrally appropriated line items	74,993	56,373	8,512	7,533	2,575	0.0
Impacts driven by other agencies	53,381	0	0	53,381	0	0.0
MHI forensic technical corrections	0	0	0	0	0	0.0
Technical adjustments	0	0	0	0	0	0.0
Long Bill reorganization	0	0	0	0	0	0.0
Annualize prior year legislation	(21,904)	242,542	(39,887)	(27,050)	(197,509)	(1.9)
Indirect cost assessments	(12,045)	0	(6,515)	(2,801)	(2,729)	0.0
<b>TOTAL FY 2022-23 LONG BILL APPROPRIATION</b>	<b>\$205,816,706</b>	<b>\$184,886,131</b>	<b>\$8,100,819</b>	<b>\$12,829,756</b>	<b>\$0</b>	<b>1,486.1</b>
\$ Change from prior year	\$20,989,284	\$20,778,341	\$64,305	\$146,658	(\$20)	93.3
% Change from prior year	11.4%	12.7%	0.8%	1.2%	(100.0%)	6.7%



**OFFICE OF ADULTS, AGING, AND DISABILITY SERVICES:** This section provides funding for assistance and support for needy elderly and disabled adult populations in Colorado. These programs include the Old Age Pension (OAP) program, the Aid to the Needy Disabled and Home Care Allowance programs, Adult Protective Services (APS) programs, and Older Americans Act services. This section also funds services for individuals with disabilities, including those with intellectual and developmental, mental health, traumatic brain injury, and military service related disabilities.

OFFICE OF ADULTS, AGING, AND DISABILITY SERVICES						
	TOTAL FUNDS	GENERAL FUND	CASH FUNDS	REAPPROPRIATED FUNDS	FEDERAL FUNDS	FTE
<b>FY 2021-22 Appropriation</b>	<b>\$268,521,978</b>	<b>\$51,389,395</b>	<b>\$65,864,154</b>	<b>\$85,794,041</b>	<b>\$65,474,388</b>	<b>1,586.9</b>
<b>CHANGES FROM FY 2021-22 APPROPRIATION</b>						
Indirect cost assessments	\$2,614,877	\$0	\$687,661	\$1,898,286	\$28,930	0.0
Annualize prior year budget actions	2,139,290	38,774	56,914	1,424,638	618,964	0.0
Community services for the elderly	1,182,481	99,123	1,083,358	0	0	0.9
Food service and housekeeping coordinated compensation adjustments	721,437	32,047	399,132	31,465	258,793	0.0
Community provider rate increase	386,618	255,172	74,474	14,150	42,822	0.0
Centrally appropriated line items	183,890	5,740	69,823	65,333	42,994	0.0
Long Bill reorganization	0	0	0	0	0	0.0
Technical adjustments	0	0	0	0	0	0.0
Adult Protective Services	0	0	0	0	0	1.0
Annualize prior year legislation	(29,760,428)	(15,051,933)	10,392	(14,811,608)	92,721	0.1
<b>TOTAL FY 2022-23 LONG BILL APPROPRIATION</b>	<b>\$245,990,143</b>	<b>\$36,768,318</b>	<b>\$68,245,908</b>	<b>\$74,416,305</b>	<b>\$66,559,612</b>	<b>1,588.9</b>
\$ Change from prior year	(\$22,531,835)	(\$14,621,077)	\$2,381,754	(\$11,377,736)	\$1,085,224	2.0
% Change from prior year	(8.4%)	(28.5%)	3.6%	(13.3%)	1.7%	0.1%

**OFFICE OF EARLY CHILDHOOD:** This section contains appropriations for various early childhood initiatives that include early intervention services, child care assistance, child health, child mental health, family support, and parent education.

OFFICE OF EARLY CHILDHOOD						
	TOTAL FUNDS	GENERAL FUND	CASH FUNDS	REAPPROPRIATED FUNDS	FEDERAL FUNDS	FTE
<b>FY 2021-22 Appropriation</b>	<b>\$661,886,941</b>	<b>\$95,757,398</b>	<b>\$54,932,281</b>	<b>\$7,968,022</b>	<b>\$503,229,240</b>	<b>135.2</b>
<b>CHANGES FROM FY 2021-22 APPROPRIATION</b>						
Early childhood fed stimulus	\$59,937,055	\$0	\$0	\$0	\$59,937,055	22.0
Annualize prior year budget actions	19,148,658	72,088	862,409	0	18,214,161	0.0
Extend underspent fed stimulus	9,892,547	0	0	0	9,892,547	0.0
Early Intervention	8,673,412	8,673,412	0	0	0	0.0
Community provider rate increase	3,963,824	1,587,166	310,766	159,360	1,906,532	0.0
Indirect cost assessments	657,180	0	33,363	0	623,817	0.0
Family Resource Centers	500,000	500,000	0	0	0	0.0
Child abuse prevention	150,000	150,000	0	0	0	0.0
Long Bill reorganization	0	0	0	0	0	0.0
Fund source adjustment	0	(1,807,730)	0	0	1,807,730	0.0
Annualize prior year legislation	(342,352,324)	(355,329)	(476,087)	0	(341,520,908)	(1.6)
Technical adjustments	(385)	0	(385)	0	0	5.0
<b>TOTAL FY 2022-23 LONG BILL APPROPRIATION</b>	<b>\$422,456,908</b>	<b>\$104,577,005</b>	<b>\$55,662,347</b>	<b>\$8,127,382</b>	<b>\$254,090,174</b>	<b>160.6</b>
\$ Change from prior year	(\$239,430,033)	\$8,819,607	\$730,066	\$159,360	(\$249,139,066)	25.5
% Change from prior year	(36.2%)	9.2%	1.3%	2.0%	(49.5%)	18.8%

# JUDICIAL DEPARTMENT

**Description:** The Judicial Department consists of the Supreme Court, the Court of Appeals, district courts, the Denver probate and juvenile courts, and all county courts except the Denver county court. The Judicial Department also supervises juvenile and adult offenders who are sentenced to probation, and includes seven independent agencies: the *Office of the State Public Defender (OSPD)*; the *Office of the Alternate Defense Counsel (OADC)*; the *Office of the Child's Representative (OCR)*; the *Office of the Respondent Parents' Counsel (ORPC)*; the *Office of the Child Protection Ombudsman (OCPO)*; the *Independent Ethics Commission (IEC)*; and the *Office of Public Guardianship (OPG)*.

JUDICIAL DEPARTMENT						
	TOTAL FUNDS	GENERAL FUND	CASH FUNDS	REAPPROPRIATED FUNDS	FEDERAL FUNDS	FTE
<b>FY 2021-22 Appropriation</b>	<b>\$862,926,198</b>	<b>\$620,460,250</b>	<b>\$184,341,883</b>	<b>\$53,699,065</b>	<b>\$4,425,000</b>	<b>5,009.9</b>
<b>CHANGES FROM FY 2021-22 APPROPRIATION</b>						
Courts IT infrastructure and staff	\$10,551,548	\$932,573	\$9,618,975	\$0	\$0	14.6
Centrally appropriated line items	8,843,488	8,562,725	261,138	19,625	0	0.0
Legal contractor rate increase	5,969,500	5,579,403	0	390,097	0	0.0
Courts pass-through funding	5,749,913	4,710,259	0	1,039,654	0	0.0
Courts compensation system maintenance and staff adjustments	5,642,489	5,378,643	263,846	0	0	25.1
OSPD staff and operating adjustments	5,560,250	5,560,250	0	0	0	74.3
Courts restorations and technical adjust	3,627,808	2,934,588	(2,077,442)	2,770,662	0	3.8
OSPD public defense in digital age	1,908,146	1,908,146	0	0	0	4.6
OPG staff adjustments	769,922	0	663,346	106,576	0	7.0
Annualize prior year legislation	646,075	5,691,429	(5,047,268)	1,914	0	12.0
OCR staff and IT operating adjustments	404,293	186,617	0	217,676	0	1.0
Courts behavioral health diversion program	393,516	393,516	0	0	0	0.9
ORPC staff and technical adjustments	293,139	293,139	0	0	0	1.8
OADC staff adjustments	250,263	250,263	0	0	0	4.5
OCPO staff and operating adjustments	169,981	169,981	0	0	0	0.5
IEC staff and restoration adjustments	74,902	74,902	0	0	0	0.5
Technical adjustments	3,144	(124,195)	0	127,339	0	0.0
Annualize prior year budget actions	(6,378,725)	2,901,810	(9,123,183)	(157,352)	0	1.9
<b>TOTAL FY 2022-23 LONG BILL APPROPRIATION</b>	<b>\$907,405,850</b>	<b>\$665,864,299</b>	<b>\$178,901,295</b>	<b>\$58,215,256</b>	<b>\$4,425,000</b>	<b>5,162.4</b>
\$ Change from prior year	\$44,479,652	\$45,404,049	(\$5,440,588)	\$4,516,191	\$0	152.5
% Change from prior year	5.2%	7.3%	(3.0%)	8.4%	0.0%	3.0%

## DESCRIPTION OF INCREMENTAL CHANGES

**COURTS IT INFRASTRUCTURE AND STAFF:** The bill adds \$10.6 million total funds, including \$932,573 General Fund and \$9.6 million cash funds from the Judicial Department Information Technology Cash Fund, and 14.6 FTE for information technology infrastructure upgrades and IT staff related to the increased need for audio-visual technology, virtual streaming, participation, and access to courts proceedings, and increased bandwidth and security for the Courts.

**CENTRALLY APPROPRIATED LINE ITEMS:** The bill includes a net increase of \$8.8 million total funds for centrally appropriated items, summarized in the following table.

CENTRALLY APPROPRIATED LINE ITEMS						
	TOTAL FUNDS	GENERAL FUND	CASH FUNDS	REAPPROPRIATED FUNDS	FEDERAL FUNDS	FTE
Salary survey	\$12,173,462	\$11,928,977	\$232,295	\$12,190	\$0	0.0
Health, life, and dental	3,674,776	3,611,973	55,424	7,379	0	0.0
AED/SAED	1,080,076	1,081,286	(448)	(762)	0	0.0

CENTRALLY APPROPRIATED LINE ITEMS						
	TOTAL FUNDS	GENERAL FUND	CASH FUNDS	REAPPROPRIATED FUNDS	FEDERAL FUNDS	FTE
Payment to risk management and property funds	878,578	878,578	0	0	0	0.0
Paid family leave	658,106	641,405	15,872	829	0	0.0
CORE adjustment	291,661	291,661	0	0	0	0.0
Leased space	219,770	219,770	0	0	0	0.0
Indirect cost assessment	158,873	0	158,873	0	0	0.0
Short-term disability	31,005	30,965	51	(11)	0	0.0
Legal services	24,702	9,405	15,297	0	0	0.0
PERA Direct Distribution	(8,857,973)	(8,641,747)	(216,226)	0	0	0.0
Payments to OIT	(1,356,921)	(1,356,921)	0	0	0	0.0
Workers' compensation	(110,107)	(110,107)	0	0	0	0.0
Vehicle lease payments	(22,520)	(22,520)	0	0	0	0.0
<b>TOTAL</b>	<b>\$8,843,488</b>	<b>\$8,562,725</b>	<b>\$261,138</b>	<b>\$19,625</b>	<b>\$0</b>	<b>0.0</b>

**LEGAL CONTRACTOR RATE INCREASE:** The bill adds \$6.0 million total funds, including \$5.6 million General Fund and \$390,097 reappropriated funds for a 6.0 percent increase in legal contractor rates for the Trial Courts, the Office of the Alternate Defense Counsel, the Office of the Child's Representative, and the Office of the Respondent Parents' Counsel.

**COURTS PASS-THROUGH FUNDING:** The bill adds \$5.7 million total funds, including \$4.7 million General Fund and \$1.0 million reappropriated funds for funding adjustments originating outside of the Courts and summarized in the following table.

COURTS PASS-THROUGH FUNDING				
	TOTAL FUNDS	GENERAL FUND	REAPPROPRIATED FUNDS	FTE
County-initiated courthouse maintenance	\$3,377,086	\$3,377,086	\$0	0.0
Correctional Treatment Board adjustments	2,289,654	1,250,000	1,039,654	0.0
District Attorney mandated costs	83,173	83,173	0	0.0
<b>TOTAL</b>	<b>\$5,749,913</b>	<b>\$4,710,259</b>	<b>\$1,039,654</b>	<b>0.0</b>

**COURTS COMPENSATION SYSTEM MAINTENANCE AND STAFF ADJUSTMENTS:** The bill adds \$5.6 million total funds, including \$5.4 million General Fund and 25.1 FTE for the Courts for compensation system maintenance adjustments and staff increases as summarized in the following table.

COURTS COMPENSATION SYSTEM MAINTENANCE AND STAFF ADJUSTMENTS					
	TOTAL FUNDS	GENERAL FUND	CASH FUNDS	FEDERAL FUNDS	FTE
Comp system study salary adjustments	\$3,281,427	\$3,281,427	\$0	\$0	0.0
Financial services and human resources staff	890,807	812,807	78,000	0	8.1
Purchasing and contract management staff	730,157	730,157	0	0	9.0
Language access staff	282,239	282,239	0	0	3.7
Courts and probation training staff	200,680	200,680	0	0	2.3
Federal ARPA administrative staff	185,846	0	185,846	0	1.5
Supreme Court reporter of decisions	71,333	71,333	0	0	0.5
<b>TOTAL</b>	<b>\$5,642,489</b>	<b>\$5,378,643</b>	<b>\$263,846</b>	<b>\$0</b>	<b>25.1</b>

**OSPD STAFF AND OPERATING ADJUSTMENTS:** The bill adds \$5.6 million General Fund and 74.3 FTE for the Office of the State Public Defender (OSPD) for staff and operating adjustments as summarized in the following table.

OSPD STAFF AND OPERATING ADJUSTMENTS			
	TOTAL FUNDS	GENERAL FUND	FTE
Paralegal staff	\$4,738,378	\$4,738,378	60.5
Discovery clerk staff	633,215	633,215	13.8
Restructured fiscal note HB 21-1280	188,657	188,657	0.0

OSPD STAFF AND OPERATING ADJUSTMENTS			
	TOTAL FUNDS	GENERAL FUND	FTE
<b>TOTAL</b>	<b>\$5,560,250</b>	<b>\$5,560,250</b>	<b>74.3</b>

**COURTS RESTORATIONS AND TECHNICAL ADJUSTMENTS:** The bill adds \$3.6 million total funds, including \$2.9 million General Fund and 3.8 FTE for the Courts for funding restorations, fund source refinancings, and other technical adjustments as summarized in the following table.

COURTS RESTORATIONS AND TECHNICAL ADJUSTMENTS						
	TOTAL FUNDS	GENERAL FUND	CASH FUNDS	REAPPROPRIATED FUNDS	FEDERAL FUNDS	FTE
Underfunded facilities GF restoration	\$2,500,000	\$2,500,000	(\$2,500,000)	\$2,500,000	\$0	0.0
Judicial education restoration	400,000	0	400,000	0	0	0.0
Problem solving court operating restoration	359,000	0	359,000	0	0	0.0
Persistent drunk driving contract	157,352	0	0	157,352	0	0.0
County court judge FTE adjustment	59,361	59,361	0	0	0	0.3
Consolidation and technical true-ups	101,505	75,186	26,319	0	0	3.5
Carr Judicial Building annual lease adjustments	50,590	50,041	(112,761)	113,310	0	0.0
Law Library funding adjustment	0	250,000	(250,000)	0	0	0.0
<b>TOTAL</b>	<b>\$3,627,808</b>	<b>\$2,934,588</b>	<b>(\$2,077,442)</b>	<b>\$2,770,662</b>	<b>\$0</b>	<b>3.8</b>

**OSPD PUBLIC DEFENSE IN DIGITAL AGE:** The bill adds \$1.9 million General Fund and 4.6 FTE for the Office of the State Public Defender for IT support staff and operating expenses for the *Public Defense in the Digital Age* digital storage system project funded in Information Technology Projects.

**OPG STAFF ADJUSTMENTS:** The bill adds \$769,922 total funds, including \$663,346 cash funds from the Office of Public Guardianship Cash Fund and \$106,576 reappropriated funds from a transfer from the Office of Behavioral Health in the Department of Human Services, and 7.0 FTE for the Office of Public Guardianship (OPG), to expand its capacity to serve the 2<sup>nd</sup> (Denver), 7<sup>th</sup> (Southwest Colorado), and 16<sup>th</sup> (Southeast Colorado) Judicial Districts with five additional public guardian staff, one case management aide, and one deputy director.

**ANNUALIZE PRIOR YEAR LEGISLATION:** The bill includes a net increase of \$646,075 total funds, including an increase of \$5.7 million General Fund and a decrease of \$5.0 million cash funds, to reflect the FY 2022-23 impact of bills passed in previous sessions and summarized in the following table.

ANNUALIZE PRIOR YEAR LEGISLATION						
	TOTAL FUNDS	GENERAL FUND	CASH FUNDS	REAPPROPRIATED FUNDS	FEDERAL FUNDS	FTE
HB 20-1394 PERA Rate Adjust for Judges	\$2,696,865	\$2,696,865	\$0	\$0	\$0	0.0
SB18-200 PERA unfunded liability	1,440,267	1,404,118	34,235	1,914	0	0.0
HB 20-1026 Creation of 23rd Judicial District	740,000	740,000	0	0	0	0.0
HB 21-1280 Pre-trial Detention Reform	476,935	308,438	168,497	0	0	6.3
SB 21-271 Misdemeanor Reform	328,118	328,118	0	0	0	4.2
HB 21-1214 Record Seal Collateral Conseq Red	258,595	258,595	0	0	0	0.8
SB 21-173 Rights in Resid Lease Agreements	6,617	6,617	0	0	0	0.2
HB 21-1228 Domestic Violence Trng Court Pers	1,394	1,394	0	0	0	0.1
SB 21-146 Improve Prison Release Outcomes	552	552	0	0	0	0.2
HB 21-1314 DOR Action Against Certain Documents	0	0	0	0	0	0.0
SB 21-292 Fed Funding Victim Services	(3,750,000)	0	(3,750,000)	0	0	0.0
HB 21-1329 American Rescue Plan	(1,500,000)	0	(1,500,000)	0	0	0.0
HB 21-1136 Jud Div Retirees Temp Comp	(36,301)	(36,301)	0	0	0	0.1
HB 21-1094 Foster Youth in Transition Program	(10,244)	(10,244)	0	0	0	0.0
HB 21-1255 Protect Order Iss Dom Abuser	(3,920)	(3,920)	0	0	0	0.0
HB 21-1313 Immigrant Children	(2,803)	(2,803)	0	0	0	0.1
<b>TOTAL</b>	<b>\$646,075</b>	<b>\$5,691,429</b>	<b>(\$5,047,268)</b>	<b>\$1,914</b>	<b>\$0</b>	<b>12.0</b>

**OCR STAFF AND IT OPERATING ADJUSTMENTS:** The bill adds \$404,293 total funds, including \$186,617 General Fund and \$217,676 reappropriated funds and 1.0 FTE for the Office of the Child's Representative (OCR) for staff, compensation plan adjustments, and IT operating items as summarized in the following table.

OCR STAFF AND IT OPERATING ADJUSTMENTS						
	TOTAL FUNDS	GENERAL FUND	CASH FUNDS	REAPPROPRIATED FUNDS	FEDERAL FUNDS	FTE
Staff attorney for juvenile delinquency	\$174,112	\$0	\$0	\$174,112	\$0	1.0
IT operating	117,800	77,800	0	40,000	0	0.0
Compensation plan salary adjustments	112,381	108,817	0	3,564	0	0.0
<b>TOTAL</b>	<b>\$404,293</b>	<b>\$186,617</b>	<b>\$0</b>	<b>\$217,676</b>	<b>\$0</b>	<b>1.0</b>

**COURTS BEHAVIORAL HEALTH DIVERSION PROGRAM:** The bill adds \$393,516 General Fund and 0.9 FTE for the Courts for the Statewide Behavioral Health Court Liaison program, also known as the Bridges Program, for a clinical supervisor position, a program evaluation for the Bridges Program and the DA Adult Pretrial Diversion Program, and a contractor provider rate reinstatement and increase.

**ORPC STAFF AND TECHNICAL ADJUSTMENTS:** The bill adds \$293,139 General Fund and 1.8 FTE for the Office of the Respondent Parents' Counsel (ORPC) for staff and technical adjustments as summarized in the following table.

ORPC STAFF AND TECHNICAL ADJUSTMENTS					
	TOTAL FUNDS	GENERAL FUND	REAPPROPRIATED FUNDS	FEDERAL FUNDS	FTE
Equity, diversity, and inclusion coordinator	\$177,247	\$177,247	\$0	\$0	0.9
Social work outreach coordinator	115,892	115,892	0	0	0.9
Align appropriations with other agencies	0	0	0	0	0.0
<b>TOTAL</b>	<b>\$293,139</b>	<b>\$293,139</b>	<b>\$0</b>	<b>\$0</b>	<b>1.8</b>

**OADC STAFF ADJUSTMENTS:** The bill adds \$250,263 General Fund and 4.5 FTE for the Office of the Alternate Defense Counsel (OADC) for staff adjustments as summarized in the following table.

OADC STAFF ADJUSTMENTS				
	TOTAL FUNDS	GENERAL FUND	REAPPROPRIATED FUNDS	FTE
Information systems director	\$140,635	\$140,635	\$0	0.9
Staff accountant	109,628	109,628	0	0.9
Greater Colorado Practitioner and Inclusivity Fellowships	0	0	0	1.8
Coordinator of adjunct services	0	0	0	0.9
<b>TOTAL</b>	<b>\$250,263</b>	<b>\$250,263</b>	<b>\$0</b>	<b>4.5</b>

**OCPO STAFF AND OPERATING ADJUSTMENTS:** The bill adds \$169,981 General Fund and 0.5 FTE for the Office of the Child Protection Ombudsman for compensation plan, staff, and operating adjustments as summarized in the following table.

OCPO STAFF AND OPERATING ADJUSTMENTS					
	TOTAL FUNDS	GENERAL FUND	CASH FUNDS	REAPPROPRIATED FUNDS	FTE
Compensation plan salary adjustments	\$84,147	\$84,147	\$0	\$0	0.0
Public information coordinator	52,534	52,534	0	0	0.5
Critical incident review tool	24,000	24,000	0	0	0.0
Office infrastructure	9,300	9,300	0	0	0.0
<b>TOTAL</b>	<b>\$169,981</b>	<b>\$169,981</b>	<b>\$0</b>	<b>\$0</b>	<b>0.5</b>

**IEC STAFF AND RESTORATION ADJUSTMENTS:** The bill adds \$74,902 General Fund and 0.5 FTE for the Independent Ethics Commission (IEC), including \$61,389 for a half-time staff position providing investigations and administrative support and funding restorations for reductions taken in FY 2020-21 totaling \$13,513.

**TECHNICAL ADJUSTMENTS:** The bill includes technical adjustments including a refinancing for indirect cost recoveries.

**ANNUALIZE PRIOR YEAR BUDGET ACTIONS:** The bill includes a net decrease of \$6.4 million total funds, including an increase of \$2.9 million General Fund and a decrease of \$9.1 million cash funds, and an increase of 1.9 FTE for prior year budget actions, summarized in the following table.

ANNUALIZE PRIOR YEAR BUDGET ACTIONS						
	TOTAL FUNDS	GENERAL FUND	CASH FUNDS	REAPPROPRIATED FUNDS	FEDERAL FUNDS	FTE
OADC FY22 Caseload decrease	\$5,513,424	\$5,513,424	\$0	\$0	\$0	0.0
C&P FY22 Restore FTE	611,908	611,908	0	0	0	0.0
OSPD FY22 OSPD staff	122,669	122,669	0	0	0	3.7
OCPO FY22 staff	4,528	4,528	0	0	0	0.0
OSPD FY22 IT adjust	1,620	1,620	0	0	0	0.3
Prior year salary survey	2	0	2	0	0	0.0
C&P FY21-22 IT infrastructure	(9,073,128)	0	(9,073,128)	0	0	0.0
C&P FY22 Courthouse maintenance	(2,922,842)	(2,922,842)	0	0	0	0.0
C&P FY22 Purchasing and contract staff	(226,083)	(226,083)	0	0	0	(2.4)
C&P FY22 Magistrate request	(186,372)	(195,004)	8,632	0	0	0.0
C&P FY22 Persistent drunk driving contract adjust	(157,352)	0	0	(157,352)	0	0.0
C&P FY22 Federal ARPA administrative cost request	(58,689)	0	(58,689)	0	0	(0.5)
OSPD FY22 Social Workers	(8,410)	(8,410)	0	0	0	0.8
<b>TOTAL</b>	<b>(\$6,378,725)</b>	<b>\$2,901,810</b>	<b>(\$9,123,183)</b>	<b>(\$157,352)</b>	<b>\$0</b>	<b>1.9</b>

## SUMMARY OF CHANGES BY LONG BILL DIVISION

SUMMARY TABLE FOR JUDICIAL DEPARTMENT						
	TOTAL FUNDS	GENERAL FUND	CASH FUNDS	REAPPROPRIATED FUNDS	FEDERAL FUNDS	FTE
<b>FY 2021-22 Appropriation</b>	<b>\$862,926,198</b>	<b>\$620,460,250</b>	<b>\$184,341,883</b>	<b>\$53,699,065</b>	<b>\$4,425,000</b>	<b>5,009.9</b>
<b>CHANGES FROM FY 2021-22 BY LONG BILL DIVISION</b>						
Supreme Court and Court of Appeals	\$887,843	\$1,121,420	(\$233,577)	\$0	\$0	1.0
Courts Administration	4,162,941	7,502,388	(6,080,096)	2,740,649	0	41.2
Trial Courts	8,679,018	8,679,018	0	0	0	4.6
Probation and Related Services	5,951,503	4,808,832	103,017	1,039,654	0	6.4
Office of the State Public Defender	11,117,430	11,117,430	0	0	0	83.9
Office of the Alternate Defense Counsel	8,393,150	8,393,150	0	0	0	4.5
Office of the Child's Representative	2,125,987	1,803,871	0	322,116	0	1.0
Office of the Respondent Parents' Counsel	2,007,508	1,703,001	0	304,507	0	1.8
Office of the Child Protection Ombudsman	194,292	194,292	0	0	0	0.6
Independent Ethics Commission	80,647	80,647	0	0	0	0.5
Office of Public Guardianship	879,333	0	770,068	109,265	0	7.0
<b>TOTAL FY 2022-23 LONG BILL APPROPRIATION</b>	<b>\$907,405,850</b>	<b>\$665,864,299</b>	<b>\$178,901,295</b>	<b>\$58,215,256</b>	<b>\$4,425,000</b>	<b>5,162.4</b>
\$ Change from prior year	\$44,479,652	\$45,404,049	(\$5,440,588)	\$4,516,191	\$0	152.5
% Change from prior year	5.2%	7.3%	(3.0%)	8.4%	0.0%	3.0%

## APPROPRIATION DETAIL BY LONG BILL DIVISION

**SUPREME COURT AND COURT OF APPEALS:** This section provides funding for the Colorado Supreme Court and the Colorado Court of Appeals. Sources of cash funds include the attorney registration fees, appellate court filing fees, and various fees and cost recoveries. Reappropriated funds are transferred from the Department of Law.

SUPREME COURT AND COURT OF APPEALS						
	TOTAL FUNDS	GENERAL FUND	CASH FUNDS	REAPPROPRIATED FUNDS	FEDERAL FUNDS	FTE
<b>FY 2021-22 Appropriation</b>	<b>\$27,639,163</b>	<b>\$15,616,304</b>	<b>\$11,949,962</b>	<b>\$72,897</b>	<b>\$0</b>	<b>217.3</b>
CHANGES FROM FY 2021-22 APPROPRIATION						
Annualize prior year budget actions	\$473,780	\$473,780	\$0	\$0	\$0	0.0
Annualize prior year legislation	332,507	332,507	0	0	0	0.0
Courts compensation system maintenance and staff adjustments	65,133	65,133	0	0	0	0.5
Centrally appropriated line items	16,423	0	16,423	0	0	0.0
Courts restorations and technical adjust	0	250,000	(250,000)	0	0	0.5
<b>TOTAL FY 2022-23 LONG BILL APPROPRIATION</b>	<b>\$28,527,006</b>	<b>\$16,737,724</b>	<b>\$11,716,385</b>	<b>\$72,897</b>	<b>\$0</b>	<b>218.3</b>
\$ Change from prior year	\$887,843	\$1,121,420	(\$233,577)	\$0	\$0	1.0
% Change from prior year	3.2%	7.2%	(2.0%)	0.0%	n/a	0.5%

**COURTS ADMINISTRATION:** The Justices of the Supreme Court appoint a State Court Administrator to oversee the daily administration of the Department and provide technical and administrative support to the courts and probation. The Courts Administration section is comprised of four subsections:

- *Administration and Technology:* This subsection provides funding for the Office of the State Court Administrator's central administrative functions (human resources, accounting and budget, etc.), as well as for the development and maintenance of court-related information technology systems.
- *Central Appropriations:* This subsection includes various centrally appropriated line items.
- *Centrally-administered Programs:* This subsection includes funding for special programs and distributions that are administered by the Office of the State Court Administrator for the benefit of the courts and probation.
- *Ralph L. Carr Colorado Judicial Center:* This subsection includes appropriations related to the operations of the Ralph L. Carr Colorado Judicial Center.

COURTS ADMINISTRATION						
	TOTAL FUNDS	GENERAL FUND	CASH FUNDS	REAPPROPRIATED FUNDS	FEDERAL FUNDS	FTE
<b>FY 2021-22 Appropriation</b>	<b>\$254,059,325</b>	<b>\$132,821,776</b>	<b>\$109,181,231</b>	<b>\$12,056,318</b>	<b>\$0</b>	<b>479.1</b>
CHANGES FROM FY 2021-22 APPROPRIATION						
Courts IT infrastructure and staff	\$10,551,548	\$932,573	\$9,618,975	\$0	\$0	14.6
Courts compensation system maintenance and staff adjustments	5,577,356	5,313,510	263,846	0	0	24.6
Centrally appropriated line items	4,769,876	4,732,828	37,048	0	0	0.0
Courts restorations and technical adjust	4,241,095	3,455,227	(1,827,442)	2,613,310	0	0.8
Courts pass-through funding	3,377,086	3,377,086	0	0	0	0.0
Courts behavioral health diversion prog	393,516	393,516	0	0	0	0.9
Technical adjustments	0	(127,339)	0	127,339	0	0.0
Annualize prior year budget actions	(20,686,303)	(11,563,120)	(9,123,183)	0	0	(2.9)
Annualize prior year legislation	(4,061,233)	988,107	(5,049,340)	0	0	3.2
<b>TOTAL FY 2022-23 LONG BILL APPROPRIATION</b>	<b>\$258,222,266</b>	<b>\$140,324,164</b>	<b>\$103,101,135</b>	<b>\$14,796,967</b>	<b>\$0</b>	<b>520.3</b>

COURTS ADMINISTRATION						
	TOTAL FUNDS	GENERAL FUND	CASH FUNDS	REAPPROPRIATED FUNDS	FEDERAL FUNDS	FTE
\$ Change from prior year	\$4,162,941	\$7,502,388	(\$6,080,096)	\$2,740,649	\$0	41.2
% Change from prior year	1.6%	5.6%	(5.6%)	22.7%	n/a	8.6%

**TRIAL COURTS:** This section provides funding to support the operations of the State trial courts, which include district courts in 22 judicial districts, water courts, and county courts. This section also includes funding for the Colorado District Attorneys' Counsel's ACTION case management system and the statewide discovery sharing system. Major sources of cash funds include the Judicial Stabilization Cash Fund and various fees and cost recoveries. Reappropriated funds primarily reflect transfers from the Department of Human Services' child support enforcement program.

TRIAL COURTS						
	TOTAL FUNDS	GENERAL FUND	CASH FUNDS	REAPPROPRIATED FUNDS	FEDERAL FUNDS	FTE
<b>FY 2021-22 Appropriation</b>	<b>\$192,512,189</b>	<b>\$155,350,799</b>	<b>\$33,286,390</b>	<b>\$2,250,000</b>	<b>\$1,625,000</b>	<b>1,964.6</b>
<b>CHANGES FROM FY 2021-22 APPROPRIATION</b>						
Annualize prior year budget actions	\$5,205,393	\$5,205,393	\$0	\$0	\$0	0.0
Annualize prior year legislation	3,537,536	3,537,536	0	0	0	4.3
Legal contractor rate increase	323,555	323,555	0	0	0	0.0
Courts pass-through funding	83,173	83,173	0	0	0	0.0
Courts restorations and technical adjust	(470,639)	(470,639)	0	0	0	0.3
<b>TOTAL FY 2022-23 LONG BILL APPROPRIATION</b>	<b>\$201,191,207</b>	<b>\$164,029,817</b>	<b>\$33,286,390</b>	<b>\$2,250,000</b>	<b>\$1,625,000</b>	<b>1,969.2</b>
\$ Change from prior year	\$8,679,018	\$8,679,018	\$0	\$0	\$0	4.6
% Change from prior year	4.5%	5.6%	0.0%	0.0%	0.0%	0.2%

**PROBATION AND RELATED SERVICES:** This section includes funding for probation services. Persons convicted of certain offenses are eligible for probation in lieu of incarceration. An offender on probation serves a sentence in the community under the supervision of a probation officer, subject to conditions imposed by the court. A breach of any imposed condition may result in revocation or modification of probation conditions, or incarceration. Managed by the Chief Probation Officer in each judicial district, employees prepare assessments and provide pre-sentence investigation services to the courts, supervise adult and juvenile offenders sentenced to community programs, and provide notification and support services to victims. Major sources of cash funds include various fees and surcharges paid by probationers and the Marijuana Tax Cash Fund. Major sources of reappropriated funds include: the Correctional Treatment Cash Fund, a transfer from the Department of Human Services for youth involved in the criminal justice system (S.B. 91-094 programs), and a transfer for persistent drunk driver programs.

PROBATION AND RELATED SERVICES						
	TOTAL FUNDS	GENERAL FUND	CASH FUNDS	REAPPROPRIATED FUNDS	FEDERAL FUNDS	FTE
<b>FY 2021-22 Appropriation</b>	<b>\$164,639,928</b>	<b>\$100,802,195</b>	<b>\$28,889,731</b>	<b>\$32,148,002</b>	<b>\$2,800,000</b>	<b>1,299.7</b>
<b>CHANGES FROM FY 2021-22 APPROPRIATION</b>						
Annualize prior year budget actions	\$2,994,574	\$3,151,926	\$0	(\$157,352)	\$0	0.0
Courts pass-through funding	2,289,654	1,250,000	0	1,039,654	0	0.0
Annualize prior year legislation	706,906	706,906	0	0	0	4.2
Centrally appropriated line items	103,017	0	103,017	0	0	0.0
Courts restorations and technical adjust	(142,648)	(300,000)	0	157,352	0	2.2



PROBATION AND RELATED SERVICES						
	TOTAL FUNDS	GENERAL FUND	CASH FUNDS	REAPPROPRIATED FUNDS	FEDERAL FUNDS	FTE
<b>TOTAL FY 2022-23 LONG BILL APPROPRIATION</b>	<b>\$170,591,431</b>	<b>\$105,611,027</b>	<b>\$28,992,748</b>	<b>\$33,187,656</b>	<b>\$2,800,000</b>	<b>1,306.1</b>
\$ Change from prior year	\$5,951,503	\$4,808,832	\$103,017	\$1,039,654	\$0	6.4
% Change from prior year	3.6%	4.8%	0.4%	3.2%	0.0%	0.5%

**OFFICE OF THE STATE PUBLIC DEFENDER:** The Office of the State Public Defender (OSPD) is an independent agency that provides legal representation for indigent defendants who face the possibility of incarceration. The OSPD is comprised of a central administrative office, an appellate office, and 21 regional trial offices.

OFFICE OF THE STATE PUBLIC DEFENDER						
	TOTAL FUNDS	GENERAL FUND	CASH FUNDS	REAPPROPRIATED FUNDS	FEDERAL FUNDS	FTE
<b>FY 2021-22 Appropriation</b>	<b>\$118,904,447</b>	<b>\$118,749,447</b>	<b>\$155,000</b>	<b>\$0</b>	<b>\$0</b>	<b>966.4</b>
<b>CHANGES FROM FY 2021-22 APPROPRIATION</b>						
OSPD paralegal staff	\$4,738,378	\$4,738,378	\$0	\$0	\$0	60.5
Centrally appropriated line items	3,439,470	3,439,470	0	0	0	0.0
OSPD public defense in digital age	1,908,146	1,908,146	0	0	0	4.6
OSPD discovery clerk staff	633,215	633,215	0	0	0	13.8
OSPD HB21-1280 adjustment	188,657	188,657	0	0	0	0.0
Annualize prior year budget actions	115,879	115,879	0	0	0	4.8
Annualize prior year legislation	93,685	93,685	0	0	0	0.2
<b>TOTAL FY 2022-23 LONG BILL APPROPRIATION</b>	<b>\$130,021,877</b>	<b>\$129,866,877</b>	<b>\$155,000</b>	<b>\$0</b>	<b>\$0</b>	<b>1,050.3</b>
\$ Change from prior year	\$11,117,430	\$11,117,430	\$0	\$0	\$0	83.9
% Change from prior year	9.3%	9.4%	0.0%	0.0%	0.0%	8.7%

**OFFICE OF THE ALTERNATE DEFENSE COUNSEL:** The Office of the Alternate Defense Counsel (OADC) is an independent agency that provides legal representation for indigent defendants in criminal and juvenile delinquency cases in which the Office of the State Public Defender is precluded from doing so because of an ethical conflict of interest. The OADC provides legal representation by contracting with licensed attorneys and investigators.

OFFICE OF THE ALTERNATE DEFENSE COUNSEL						
	TOTAL FUNDS	GENERAL FUND	CASH FUNDS	REAPPROPRIATED FUNDS	FEDERAL FUNDS	FTE
<b>FY 2021-22 Appropriation</b>	<b>\$42,177,422</b>	<b>\$42,097,422</b>	<b>\$80,000</b>	<b>\$0</b>	<b>\$0</b>	<b>16.0</b>
<b>CHANGES FROM FY 2021-22 APPROPRIATION</b>						
Annualize prior year budget actions	\$5,513,424	\$5,513,424	\$0	\$0	\$0	0.0
Legal contractor rate increase	2,535,769	2,535,769	0	0	0	0.0
OADC staff adjustments	250,263	250,263	0	0	0	4.5
Centrally appropriated line items	71,556	71,556	0	0	0	0.0
Annualize prior year legislation	18,994	18,994	0	0	0	0.0
Technical adjustments	3,144	3,144	0	0	0	0.0
<b>TOTAL FY 2022-23 LONG BILL APPROPRIATION</b>	<b>\$50,570,572</b>	<b>\$50,490,572</b>	<b>\$80,000</b>	<b>\$0</b>	<b>\$0</b>	<b>20.5</b>
\$ Change from prior year	\$8,393,150	\$8,393,150	\$0	\$0	\$0	4.5
% Change from prior year	19.9%	19.9%	0.0%	n/a	n/a	28.1%

**OFFICE OF THE CHILD’S REPRESENTATIVE:** The Office of the Child's Representative is an independent agency that is responsible for ensuring the provision of uniform, high-quality legal representation and non-legal advocacy to children involved in judicial proceedings. Generally, this includes representing children involved in the court system due to abuse or neglect, delinquency, truancy, high conflict divorce, alcohol or drug abuse, mental health issues, and probate matters.

OFFICE OF THE CHILD'S REPRESENTATIVE						
	TOTAL FUNDS	GENERAL FUND	CASH FUNDS	REAPPROPRIATED FUNDS	FEDERAL FUNDS	FTE
<b>FY 2021-22 Appropriation</b>	<b>\$31,614,037</b>	<b>\$29,841,104</b>	<b>\$0</b>	<b>\$1,772,933</b>	<b>\$0</b>	<b>34.9</b>
CHANGES FROM FY 2021-22 APPROPRIATION						
Legal contractor rate increase	\$1,513,246	\$1,426,732	\$0	\$86,514	\$0	0.0
OCR staff and IT operating adjustments	404,293	186,617	0	217,676	0	1.0
Centrally appropriated line items	203,865	186,812	0	17,053	0	0.0
Annualize prior year legislation	4,583	3,710	0	873	0	0.0
<b>TOTAL FY 2022-23 LONG BILL APPROPRIATION</b>	<b>\$33,740,024</b>	<b>\$31,644,975</b>	<b>\$0</b>	<b>\$2,095,049</b>	<b>\$0</b>	<b>35.9</b>
\$ Change from prior year	\$2,125,987	\$1,803,871	\$0	\$322,116	\$0	1.0
% Change from prior year	6.7%	6.0%	n/a	18.2%	n/a	2.9%

**OFFICE OF THE RESPONDENT PARENTS’ COUNSEL:** The Office of the Respondent Parents' Counsel is charged with ensuring the provision and availability of legal representation for indigent respondent parents involved in dependency and neglect proceedings who are in danger of losing their parental rights.

OFFICE OF THE RESPONDENT PARENTS' COUNSEL						
	TOTAL FUNDS	GENERAL FUND	CASH FUNDS	REAPPROPRIATED FUNDS	FEDERAL FUNDS	FTE
<b>FY 2021-22 Appropriation</b>	<b>\$29,183,550</b>	<b>\$23,826,319</b>	<b>\$48,000</b>	<b>\$5,309,231</b>	<b>\$0</b>	<b>14.0</b>
CHANGES FROM FY 2021-22 APPROPRIATION						
Legal contractor rate increase	\$1,596,930	\$1,293,347	\$0	\$303,583	\$0	0.0
ORPC staff and technical adjustments	293,139	293,139	0	0	0	1.8
Centrally appropriated line items	107,862	107,679	0	183	0	0.0
Annualize prior year legislation	9,577	8,836	0	741	0	0.0
<b>TOTAL FY 2022-23 LONG BILL APPROPRIATION</b>	<b>\$31,191,058</b>	<b>\$25,529,320</b>	<b>\$48,000</b>	<b>\$5,613,738</b>	<b>\$0</b>	<b>15.8</b>
\$ Change from prior year	\$2,007,508	\$1,703,001	\$0	\$304,507	\$0	1.8
% Change from prior year	6.9%	7.1%	0.0%	5.7%	n/a	12.9%

**OFFICE OF THE CHILD PROTECTION OMBUDSMAN:** The Office of the Child Protection Ombudsman serves as an independent and neutral organization to investigate complaints and grievances about child protection services, make recommendations about system improvements, and serve as a resource for persons involved in the child welfare system.

OFFICE OF THE CHILD PROTECTION OMBUDSMAN						
	TOTAL FUNDS	GENERAL FUND	CASH FUNDS	REAPPROPRIATED FUNDS	FEDERAL FUNDS	FTE
<b>FY 2021-22 Appropriation</b>	<b>\$1,161,653</b>	<b>\$1,161,653</b>	<b>\$0</b>	<b>\$0</b>	<b>\$0</b>	<b>9.9</b>

**OFFICE OF THE CHILD PROTECTION OMBUDSMAN**

	TOTAL FUNDS	GENERAL FUND	CASH FUNDS	REAPPROPRIATED FUNDS	FEDERAL FUNDS	FTE
<b>CHANGES FROM FY 2021-22 APPROPRIATION</b>						
OCPO staff and operating adjustments	\$169,981	\$169,981	\$0	\$0	\$0	0.5
Centrally appropriated line items	19,279	19,279	0	0	0	0.0
Annualize prior year budget actions	4,528	4,528	0	0	0	0.0
Annualize prior year legislation	504	504	0	0	0	0.1
<b>TOTAL FY 2022-23 LONG BILL APPROPRIATION</b>	<b>\$1,355,945</b>	<b>\$1,355,945</b>	<b>\$0</b>	<b>\$0</b>	<b>\$0</b>	<b>10.5</b>
\$ Change from prior year	\$194,292	\$194,292	\$0	\$0	\$0	0.6
% Change from prior year	16.7%	16.7%	n/a	n/a	n/a	6.1%

**INDEPENDENT ETHICS COMMISSION:** The Independent Ethics Commission is an independent agency that is responsible for providing advice and guidance on ethics-related matters concerning public officers, members of the General Assembly, local government officials, or government employees.

**INDEPENDENT ETHICS COMMISSION**

	TOTAL FUNDS	GENERAL FUND	CASH FUNDS	REAPPROPRIATED FUNDS	FEDERAL FUNDS	FTE
<b>FY 2021-22 Appropriation</b>	<b>\$193,231</b>	<b>\$193,231</b>	<b>\$0</b>	<b>\$0</b>	<b>\$0</b>	<b>1.0</b>
<b>CHANGES FROM FY 2021-22 APPROPRIATION</b>						
IEC staff and restoration adjustments	\$74,902	\$74,902	\$0	\$0	\$0	0.5
Centrally appropriated line items	5,101	5,101	0	0	0	0.0
Annualize prior year legislation	644	644	0	0	0	0.0
<b>TOTAL FY 2022-23 LONG BILL APPROPRIATION</b>	<b>\$273,878</b>	<b>\$273,878</b>	<b>\$0</b>	<b>\$0</b>	<b>\$0</b>	<b>1.5</b>
\$ Change from prior year	\$80,647	\$80,647	\$0	\$0	\$0	0.5
% Change from prior year	41.7%	41.7%	n/a	n/a	n/a	50.0%

**OFFICE OF PUBLIC GUARDIANSHIP:** The Office of Public Guardianship is an independent agency, established by H.B. 17-1087, that was created to provide legal guardianship services for incapacitated and indigent adults who have no other guardianship prospects.

**OFFICE OF PUBLIC GUARDIANSHIP**

	TOTAL FUNDS	GENERAL FUND	CASH FUNDS	REAPPROPRIATED FUNDS	FEDERAL FUNDS	FTE
<b>FY 2021-22 Appropriation</b>	<b>\$841,253</b>	<b>\$0</b>	<b>\$751,569</b>	<b>\$89,684</b>	<b>\$0</b>	<b>7.0</b>
<b>CHANGES FROM FY 2021-22 APPROPRIATION</b>						
OPG staff adjustments	\$769,922	\$0	\$663,346	\$106,576	\$0	7.0
Centrally appropriated line items	107,039	0	104,650	2,389	0	0.0
Annualize prior year legislation	2,372	0	2,072	300	0	0.0
<b>TOTAL FY 2022-23 LONG BILL APPROPRIATION</b>	<b>\$1,720,586</b>	<b>\$0</b>	<b>\$1,521,637</b>	<b>\$198,949</b>	<b>\$0</b>	<b>14.0</b>
\$ Change from prior year	\$879,333	\$0	\$770,068	\$109,265	\$0	7.0
% Change from prior year	104.5%	n/a	102.5%	121.8%	n/a	100.0%

# DEPARTMENT OF LABOR AND EMPLOYMENT

**Description:** The Department of Labor and Employment (Department) is responsible for providing services to employers and job seekers, and enforcing laws concerning labor standards, unemployment insurance, workers' compensation, public safety, and consumer protection. The Department is comprised of the following major organizational units:

- Executive Director's Office
- Division of Unemployment Insurance
- Division of Employment and Training
- Division of Labor Standards and Statistics
- Division of Oil and Public Safety
- Division of Workers' Compensation
- Division of Vocational Rehabilitation and Independent Living Services
- Division of Family and Medical Leave Insurance

DEPARTMENT OF LABOR AND EMPLOYMENT						
	TOTAL FUNDS	GENERAL FUND	CASH FUNDS	REAPPROPRIATED FUNDS	FEDERAL FUNDS	FTE
<b>FY 2021-22 Appropriation</b>	<b>\$353,779,636</b>	<b>\$20,396,768</b>	<b>\$146,350,509</b>	<b>\$6,436,493</b>	<b>\$180,595,866</b>	<b>1,315.9</b>
<b>CHANGES FROM FY 2021-22 APPROPRIATION</b>						
Centrally appropriated line items	\$19,620,368	\$2,482,224	\$10,278,880	\$105,296	\$6,753,968	0.0
Indirect cost assessment	764,364	0	399,402	341,885	23,077	0.0
Skills-based hiring initiative	399,720	399,720	0	0	0	4.0
Continue employment first	290,744	63,382	0	0	227,362	4.0
Office of New Americans funding	195,783	195,783	0	0	0	1.3
Chief operating officer	187,289	0	187,289	0	0	1.0
Increase wage theft spending	138,201	0	138,201	0	0	1.0
Community provider rate adjustment	125,723	125,723	0	0	0	0.0
Increase underground damage prevention spending	20,000	0	20,000	0	0	0.0
Impacts driven by other agencies	829	0	248	0	581	0.0
Annualize prior year legislation	(63,999,843)	153,042	(62,257,847)	0	(1,895,038)	(1.0)
Annualize prior year budget actions	(15,644)	(1)	0	0	(15,643)	0.0
<b>TOTAL FY 2022-23 LONG BILL APPROPRIATION</b>	<b>\$311,507,170</b>	<b>\$23,816,641</b>	<b>\$95,116,682</b>	<b>\$6,883,674</b>	<b>\$185,690,173</b>	<b>1,326.2</b>
\$ Change from prior year	(\$42,272,466)	\$3,419,873	(\$51,233,827)	\$447,181	\$5,094,307	10.3
% Change from prior year	(11.9%)	16.8%	(35.0%)	6.9%	2.8%	0.8%

## DESCRIPTION OF INCREMENTAL CHANGES

**CENTRALLY APPROPRIATED LINE ITEMS:** The bill includes the following adjustments to centrally appropriated line items.

CENTRALLY APPROPRIATED LINE ITEMS						
	TOTAL FUNDS	GENERAL FUNDS	CASH FUNDS	REAPPROPRIATED FUNDS	FEDERAL FUNDS	FTE
Payments to OIT	\$8,352,932	\$2,040,585	\$3,698,874	\$74,492	\$2,538,981	0.0
Salary survey	4,456,591	464,230	2,254,663	23,897	1,713,801	0.0
Health, life, and dental	3,637,571	42,993	2,284,520	4,523	1,305,535	0.0
Leased space	754,831	4,902	347,403	0	358,426	0.0
AED	740,681	6,243	405,232	(109)	329,315	0.0
SAED	740,681	6,243	405,232	(109)	329,315	0.0
Paid Family Medical Leave	587,142	26,146	442,190	1,636	117,170	0.0

CENTRALLY APPROPRIATED LINE ITEMS						
	TOTAL FUNDS	GENERAL FUNDS	CASH FUNDS	REAPPROPRIATED FUNDS	FEDERAL FUNDS	FTE
ALJ services	512,892	1413	507,686	0	3,793	0.0
Workers' compensation	123,574	10870	50,233	1,418	61,053	0.0
Payment to risk management and property funds	119,447	10384	48,195	1,341	59,527	0.0
CORE adjustment	29,598	2604	12,032	339	14,623	0.0
Short-term disability	23,213	-133	12,111	8	11,227	0.0
Vehicle lease payments	18,099	1592	7,357	208	8,942	0.0
Shift differential	0	0	0	0	0	0.0
Legal services	(332,641)	-47403	(158,167)	0	(127,071)	0.0
PERA Direct Distribution	(113,076)	-133746	(43,929)	(1,486)	66,085	0.0
COWINS Partnership Agreement	(29,100)	1383	6,088	(838)	(35,733)	0.0
Capitol Complex leased space	(2,067)	-182	(840)	(24)	(1,021)	0.0
<b>TOTAL</b>	<b>\$19,620,368</b>	<b>\$2,482,224</b>	<b>\$10,278,880</b>	<b>\$105,296</b>	<b>\$6,753,968</b>	<b>0.0</b>

**INDIRECT COST ASSESSMENT:** The bill includes an increase in statewide indirect cost assessments that offset General Fund.

**SKILLS-BASED HIRING INITIATIVE:** The bill includes an increase of \$399,720 General Fund and 4.0 FTE to support the State in transitioning to skills-based hiring practices. The Department of Labor and Employment and the Department of Personnel will work on this initiative.

**CONTINUE EMPLOYMENT FIRST:** The bill includes \$399,720 total funds, including \$63,382 General Fund and \$227,362 federal funds, and 4.0 FTE for the Employment First Initiatives program, continued by S.B. 21-095 (Sunset Employment First Advisory Partnership). The FTE will support direct service providers who work with individuals with the most significant disabilities.

**OFFICE OF NEW AMERICANS FUNDING:** The bill includes \$195,783 General Fund to support 1.3 FTE within the Office of New Americans. The additional FTE will support increased responsibilities and statutory requirements, shared personnel and operational costs, and translation and interpretation costs.

**CHIEF OPERATING OFFICER:** The bill includes an increase of \$187,289 cash funds from the Employment Support Fund for the Department to hire a Chief Operating Officer. This position would be dedicated to overseeing the administrative and operational functions of the Department, including the recent addition of the Family and Medical Leave Insurance (FAMLI) Division, a number of new programs created by legislation, and technology builds that are underway for the Colorado Automated Tax System and new FAMLI system.

**INCREASE WAGE THEFT SPENDING:** The bill includes an increase of \$138,201 cash funds from the Wage Theft Enforcement Fund to support additional workload for the Department based on legislative expansions around wage theft, as well as provide funding for an appeals coordinator to work with employers during the appeals process.

**COMMUNITY PROVIDER RATE ADJUSTMENT:** The bill includes a 2.0 percent increase for independent living centers, consistent with Committee common policy.

**INCREASE UNDERGROUND DAMAGE PREVENTION SPENDING:** The bill includes an increase of \$20,000 cash funds from the Underground Damage Prevention Fund for the Department to begin outreach and education around excavation requirements.

**IMPACTS DRIVEN BY OTHER AGENCIES:** The bill includes appropriation adjustments totaling \$829 associated with budgetary actions in other departments.

**ANNUALIZE PRIOR YEAR LEGISLATION:** The bill includes the following adjustments for the out-year impact of prior year legislation.

ANNUALIZE PRIOR YEAR LEGISLATION						
	TOTAL FUNDS	GENERAL FUND	CASH FUNDS	REAPPROPRIATED FUNDS	FEDERAL FUNDS	FTE
HB 20-1153 WINS	\$389,558	\$404,766	(\$15,208)	\$0	\$0	0.0
HB 21-1007 State apprenticeship agency	342,055	342,055	0	0	0	4.9
SB18-200 PERA unfunded liability	177,360	0	177,360	0	0	0.0
SB 21-131 Protect personal info	9,000	0	9,000	0	0	0.3
SB 21-039 Elimination of submin wage	1,197	1,197	0	0	0	0.0
HB 21-1264 Funds workforce development	(60,000,000)	0	(60,000,000)	0	0	0.0
Employment first initiatives	(2,407,926)	(512,888)	0	0	(1,895,038)	(4.0)
HB 22-1193 Fund just transition	(1,795,000)	0	(1,795,000)	0	0	0.0
HB 19-1107 Employment support and job retention	(340,000)	0	(340,000)	0	0	(0.5)
HB 20-1415 Whistleblowers	(187,593)	0	(187,593)	0	0	(2.5)
SB 21-233 UI division enterprise	(75,000)	(75,000)	0	0	0	0.0
SB 21-251 General fund loan FAMILI	(64,991)	0	(64,991)	0	0	0.0
SB 21-087 Agricultural workers' right	(40,512)	0	(40,512)	0	0	0.0
SB 21-239 Statewide human services system	(5,741)	(5,741)	0	0	0	0.0
HB 21-1194 Immigration legal defense	(1,347)	(1,347)	0	0	0	0.1
HB 21-1149 Energy sector career	(903)	0	(903)	0	0	0.7
<b>TOTAL</b>	<b>(\$63,999,843)</b>	<b>\$153,042</b>	<b>(\$62,257,847)</b>	<b>\$0</b>	<b>(\$1,895,038)</b>	<b>(1.0)</b>

**ANNUALIZE PRIOR YEAR BUDGET ACTIONS:** The bill includes a decrease of \$1 General Fund and \$15,643 federal funds to annualize the prior year salary survey.

## SUMMARY OF CHANGES BY LONG BILL DIVISION

SUMMARY TABLE FOR DEPARTMENT OF LABOR AND EMPLOYMENT						
	TOTAL FUNDS	GENERAL FUND	CASH FUNDS	REAPPROPRIATED FUNDS	FEDERAL FUNDS	FTE
<b>FY 2021-22 Appropriation</b>	<b>\$353,779,636</b>	<b>\$20,396,768</b>	<b>\$146,350,509</b>	<b>\$6,436,493</b>	<b>\$180,595,866</b>	<b>1,315.9</b>
<b>CHANGES FROM FY 2021-22 BY LONG BILL DIVISION</b>						
Executive Director's Office	\$18,228,738	\$2,771,484	\$9,621,541	\$438,701	\$5,397,012	7.3
Division of Unemployment Insurance	972,488	(5,741)	305,934	0	672,295	0.3
Division of Employment and Training	(61,197,460)	435,501	(61,933,346)	8,480	291,905	4.2
Division of Labor Standards and Statistics	436,267	424,912	(42,483)	0	53,838	(1.5)
Division of Oil and Public Safety	162,113	3,522	158,591	0	0	0.0
Division of Workers' Compensation	706,852	0	706,852	0	0	0.0
Division of Vocational Rehabilitation and Independent Living Services	(1,530,548)	(209,805)	0	0	(1,320,743)	0.0
Division of Family and Medical Leave Insurance	(50,916)	0	(50,916)	0	0	0.0
<b>TOTAL FY 2022-23 LONG BILL APPROPRIATION</b>	<b>\$311,507,170</b>	<b>\$23,816,641</b>	<b>\$95,116,682</b>	<b>\$6,883,674</b>	<b>\$185,690,173</b>	<b>1,326.2</b>
\$ Change from prior year	(\$42,272,466)	\$3,419,873	(\$51,233,827)	\$447,181	\$5,094,307	10.3
% Change from prior year	(11.9%)	16.8%	(35.0%)	6.9%	2.8%	0.8%

## APPROPRIATION DETAIL BY LONG BILL DIVISION

**EXECUTIVE DIRECTOR'S OFFICE:** The Executive Director's Office provides common services to all divisions including employee health, life, and dental insurance, workers' compensation insurance, and employee shift differential. Support services are also located in the Executive Director's Office.

EXECUTIVE DIRECTOR'S OFFICE						
	TOTAL FUNDS	GENERAL FUND	CASH FUNDS	REAPPROPRIATED FUNDS	FEDERAL FUNDS	FTE
<b>FY 2021-22 Appropriation</b>	<b>\$61,815,231</b>	<b>\$6,007,233</b>	<b>\$25,082,684</b>	<b>\$697,145</b>	<b>\$30,028,169</b>	<b>113.8</b>
CHANGES FROM FY 2021-22 APPROPRIATION						
Centrally appropriated line items	\$19,107,476	\$2,480,811	\$9,771,194	\$105,296	\$6,750,175	0.0
Indirect cost assessment	764,364	0	399,402	341,885	23,077	0.0
Annualize prior year legislation	443,068	265,708	177,360	0	0	5.0
Office of New Americans funding	195,783	195,783	0	0	0	1.3
Chief operating officer	187,289	0	187,289	0	0	1.0
Increase wage theft spending	20,246	0	20,246	0	0	0.0
Impacts driven by other agencies	829	0	248	0	581	0.0
Annualize prior year budget actions	(2,490,317)	(170,818)	(934,198)	(8,480)	(1,376,821)	0.0
<b>TOTAL FY 2022-23 LONG BILL APPROPRIATION</b>	<b>\$80,043,969</b>	<b>\$8,778,717</b>	<b>\$34,704,225</b>	<b>\$1,135,846</b>	<b>\$35,425,181</b>	<b>121.1</b>
\$ Change from prior year	\$18,228,738	\$2,771,484	\$9,621,541	\$438,701	\$5,397,012	7.3
% Change from prior year	29.5%	46.1%	38.4%	62.9%	18.0%	6.4%

**DIVISION OF UNEMPLOYMENT INSURANCE:** The Department is responsible for administering Colorado's Unemployment Insurance Programs (UI Programs). UI Programs provide temporary benefits to individuals who have lost their job through no fault of their own. Program responsibilities include general administration, tax collection from employers, benefits payments, employer audits, call center operation, claimant appeals, and quality control measures.

DIVISION OF UNEMPLOYMENT INSURANCE						
	TOTAL FUNDS	GENERAL FUND	CASH FUNDS	REAPPROPRIATED FUNDS	FEDERAL FUNDS	FTE
<b>FY 2021-22 Appropriation</b>	<b>\$72,073,617</b>	<b>\$5,741</b>	<b>\$12,862,269</b>	<b>\$0</b>	<b>\$59,205,607</b>	<b>484.4</b>
CHANGES FROM FY 2021-22 APPROPRIATION						
Annualize prior year budget actions	\$969,229	\$0	\$296,934	\$0	\$672,295	0.0
Annualize prior year legislation	3,259.0	(5,741.0)	9,000	0	0	0.3
<b>TOTAL FY 2022-23 LONG BILL APPROPRIATION</b>	<b>\$73,046,105</b>	<b>\$0</b>	<b>\$13,168,203</b>	<b>\$0</b>	<b>\$59,877,902</b>	<b>484.7</b>
\$ Change from prior year	\$972,488	(\$5,741.0)	\$305,934	\$0	\$672,295	0.3
% Change from prior year	1.4%	(100.0%)	2.4%	n/a	1.1%	0.1%

**DIVISION OF EMPLOYMENT AND TRAINING:** The Division of Employment and Training provides services to businesses and potential employees to increase labor participation in the state. State and county run one-stop centers offer job search assistance, additional job training, and classes to improve interview and resume skills to job seekers. Services are free to job seekers and employers, with the goal of matching qualified job seekers with employers. This section also includes the state Workforce Development Council and various state-supported employment and training programs.

DIVISION OF EMPLOYMENT AND TRAINING						
	TOTAL FUNDS	GENERAL FUND	CASH FUNDS	REAPPROPRIATED FUNDS	FEDERAL FUNDS	FTE
<b>FY 2021-22 Appropriation</b>	<b>\$121,444,685</b>	<b>\$1,463,135</b>	<b>\$75,751,380</b>	<b>\$518,211</b>	<b>\$43,711,959</b>	<b>209.6</b>
CHANGES FROM FY 2021-22 APPROPRIATION						
Annualize prior year budget actions	\$538,723	\$35,781	\$202,557	\$8,480	\$291,905	0.0
Skills-based hiring initiative	399,720	399,720	0	0	0	4.0
Annualize prior year legislation	(62,135,903)	0	(62,135,903)	0	0	0.2
<b>TOTAL FY 2022-23 LONG BILL APPROPRIATION</b>	<b>\$60,247,225</b>	<b>\$1,898,636</b>	<b>\$13,818,034</b>	<b>\$526,691</b>	<b>\$44,003,864</b>	<b>213.8</b>
\$ Change from prior year	(\$61,197,460)	\$435,501	(\$61,933,346)	\$8,480	\$291,905	4.2
% Change from prior year	(50.4%)	29.8%	(81.8%)	1.6%	0.7%	2.0%

**DIVISION OF LABOR STANDARDS AND STATISTICS:** The Division of Labor Standards and Statistics administers Colorado employment and labor laws pertaining to wages paid, hours worked, minimum wage, labor standards, child labor, employment-related immigration laws, and working conditions. The Division of Labor also conducts all-union agreement elections, elections to certify or decertify collective bargaining agreements, certifications of all-union provisions in the building and construction trades industries, and investigates and mediates allegations of unfair labor practices. The Labor Market Information (LMI) section provides information on employment trends across the state, unemployment numbers, and job growth information.

DIVISION OF LABOR STANDARDS AND STATISTICS						
	TOTAL FUNDS	GENERAL FUND	CASH FUNDS	REAPPROPRIATED FUNDS	FEDERAL FUNDS	FTE
<b>FY 2021-22 Appropriation</b>	<b>\$7,640,166</b>	<b>\$940,831</b>	<b>\$3,333,019</b>	<b>\$0</b>	<b>\$3,366,316</b>	<b>83.9</b>
CHANGES FROM FY 2021-22 APPROPRIATION						
Annualize prior year legislation	\$162,650	\$405,963	(\$243,313)	\$0	\$0	(2.5)
Annualize prior year budget actions	155,662	18,949	82,875	0	53,838	0.0
Increase wage theft spending	117,955	0	117,955	0	0	1.0
<b>TOTAL FY 2022-23 LONG BILL APPROPRIATION</b>	<b>\$8,076,433</b>	<b>\$1,365,743</b>	<b>\$3,290,536</b>	<b>\$0</b>	<b>\$3,420,154</b>	<b>82.4</b>
\$ Change from prior year	\$436,267	\$424,912	(\$42,483)	\$0	\$53,838	(1.5)
% Change from prior year	5.7%	45.2%	(1.3%)	n/a	1.6%	(1.8%)

**DIVISION OF OIL AND PUBLIC SAFETY:** The Division of Oil and Public Safety is responsible for a variety of regulatory functions related to environmental protection, public safety, and consumer protection. This includes making and enforcing rules, regulations, and statutes that govern amusement rides, explosives, boilers, conveyances, fuel products (gas and compressed natural gas), petroleum storage tanks, and cleanup of petroleum spills.

DIVISION OF OIL AND PUBLIC SAFETY							
	TOTAL FUNDS	GENERAL FUND	CASH FUNDS	REAPPROPRIATED FUNDS	FEDERAL FUNDS	FTE	
<b>FY 2021-22 Appropriation</b>		<b>\$6,479,571</b>	<b>\$105,080</b>	<b>\$5,645,752</b>	<b>\$19,318</b>	<b>\$709,421</b>	<b>69.5</b>
CHANGES FROM FY 2021-22 APPROPRIATION							
Annualize prior year budget actions		\$142,113	\$3,522	\$138,591	\$0	\$0	0.0
Increase underground damage prevention spending		20,000	0	20,000	0	0	0.0
<b>TOTAL FY 2022-23 LONG BILL APPROPRIATION</b>		<b>\$6,641,684</b>	<b>\$108,602</b>	<b>\$5,804,343</b>	<b>\$19,318</b>	<b>\$709,421</b>	<b>69.5</b>



DIVISION OF OIL AND PUBLIC SAFETY						
	TOTAL FUNDS	GENERAL FUND	CASH FUNDS	REAPPROPRIATED FUNDS	FEDERAL FUNDS	FTE
\$ Change from prior year	\$162,113	\$3,522	\$158,591	\$0	\$0	0.0
% Change from prior year	2.5%	3.4%	2.8%	0.0%	0.0%	0.0%

**DIVISION OF WORKERS' COMPENSATION:** The Division of Workers' Compensation works to ensure quick and efficient delivery of disability and medical benefits to injured workers at a reasonable cost to employers, with minimal litigation.

DIVISION OF WORKERS' COMPENSATION						
	TOTAL FUNDS	GENERAL FUND	CASH FUNDS	REAPPROPRIATED FUNDS	FEDERAL FUNDS	FTE
<b>FY 2021-22 Appropriation</b>	<b>\$21,907,633</b>	<b>\$0</b>	<b>\$21,907,633</b>	<b>\$0</b>	<b>\$0</b>	<b>111.0</b>
CHANGES FROM FY 2021-22 APPROPRIATION						
Centrally appropriated line items	\$507,686	\$0	\$507,686	\$0	\$0	0.0
Annualize prior year budget actions	199,166	0	199,166	0	0	0.0
<b>TOTAL FY 2022-23 LONG BILL APPROPRIATION</b>	<b>\$22,614,485</b>	<b>\$0</b>	<b>\$22,614,485</b>	<b>\$0</b>	<b>\$0</b>	<b>111.0</b>
\$ Change from prior year	\$706,852	\$0	\$706,852	\$0	\$0	0.0
% Change from prior year	3.2%	n/a	3.2%	n/a	n/a	0.0%

**DIVISION OF VOCATIONAL REHABILITATION AND INDEPENDENT LIVING SERVICES:** The Division of Vocational Rehabilitation and Independent Living Services oversees vocational rehabilitation programs designed to enable individuals with any type of disability to participate in the work force. These programs include Vocational Rehabilitation Services, the School-to-Work Alliance Program, Vocational Rehabilitation Mental Health Services, and the Business Enterprise Program for People who are Blind. This section also includes state support for the nonprofit independent living centers, which support independence and self-advocacy for people with disabilities and provide related services.

DIVISION OF VOCATIONAL REHABILITATION AND INDEPENDENT LIVING SERVICES						
	TOTAL FUNDS	GENERAL FUND	CASH FUNDS	REAPPROPRIATED FUNDS	FEDERAL FUNDS	FTE
<b>FY 2021-22 Appropriation</b>	<b>\$61,256,531</b>	<b>\$11,874,748</b>	<b>\$605,570</b>	<b>\$5,201,819</b>	<b>\$43,574,394</b>	<b>237.7</b>
CHANGES FROM FY 2021-22 APPROPRIATION						
Annualize prior year budget actions	\$455,705	\$112,565	\$0	\$0	\$343,140	0.0
Continue employment first	290,744	63,382	0	0	227,362	4.0
Community provider rate adjustment	125,723	125,723	0	0	0	0.0
Centrally appropriated line items	5,206	1,413	0	0	3,793	0.0
Annualize prior year legislation	(2,407,926)	(512,888)	0	0	(1,895,038)	(4.0)
<b>TOTAL FY 2022-23 LONG BILL APPROPRIATION</b>	<b>\$59,725,983</b>	<b>\$11,664,943</b>	<b>\$605,570</b>	<b>\$5,201,819</b>	<b>\$42,253,651</b>	<b>237.7</b>
\$ Change from prior year	(\$1,530,548)	(\$209,805)	\$0	\$0	(\$1,320,743)	0.0
% Change from prior year	(2.5%)	(1.8%)	0.0%	0.0%	(3.0%)	0.0%

**DIVISION OF FAMILY AND MEDICAL LEAVE INSURANCE:** The Division of Family and Medical Leave Insurance (FAMLI) provides paid family and medical leave insurance benefits to eligible employees. FAMLI's funding will be H.B. 22-1329 Budget Package Narrative 113 Labor and Employment

entirely cash funded from the collection of premium revenues beginning in January of state budget year 2022-23. After the program has been collecting premium payments from employers and employees for one year, employees can begin receiving paid family and medical leave benefits.

DIVISION OF FAMILY AND MEDICAL LEAVE INSURANCE						
	TOTAL FUNDS	GENERAL FUND	CASH FUNDS	REAPPROPRIATED FUNDS	FEDERAL FUNDS	FTE
<b>FY 2021-22 Appropriation</b>	<b>\$1,162,202</b>	<b>\$0</b>	<b>\$1,162,202</b>	<b>\$0</b>	<b>\$0</b>	<b>6.0</b>
<b>CHANGES FROM FY 2021-22 APPROPRIATION</b>						
Annualize prior year budget actions	\$14,075	\$0	\$14,075	\$0	\$0	0.0
Annualize prior year legislation	(64,991)	0	(64,991)	0	0	0.0
<b>TOTAL FY 2022-23 LONG BILL APPROPRIATION</b>	<b>\$1,111,286</b>	<b>\$0</b>	<b>\$1,111,286</b>	<b>\$0</b>	<b>\$0</b>	<b>6.0</b>
\$ Change from prior year	(\$50,916)	\$0	(\$50,916)	\$0	\$0	0.0
% Change from prior year	(4.4%)	n/a	(4.4%)	n/a	n/a	0.0%

# DEPARTMENT OF LAW

**Description:** The Attorney General is one of five independently elected constitutional officers of the State, whose powers and duties are prescribed by the General Assembly. As the chief executive officer of the Department of Law, the Attorney General represents and defends the legal interests of the people of the State of Colorado and serves as the legal counsel and advisor to all state agencies. The Department works concurrently with Colorado's 22 district attorneys and with other local, state, and federal law enforcement authorities to carry out its criminal justice responsibilities and represent the State in criminal appeals. In addition, the Department investigates and prosecutes Medicaid provider fraud and patient abuse, as well as securities, insurance, and workers' compensation fraud. Finally, the Department has primary authority for enforcement of consumer protection laws, antitrust laws, and certain natural resource and environmental laws.

DEPARTMENT OF LAW						
	TOTAL FUNDS	GENERAL FUND	CASH FUNDS	REAPPROPRIATED FUNDS	FEDERAL FUNDS	FTE
FY 2021-22 Appropriation	\$103,776,246	\$16,306,035	\$19,976,690	\$65,007,133	\$2,486,388	560.2
Long Bill supplemental	0	0	0	0	0	0
<b>FY 2021-22 Adjusted Appropriation</b>	<b>\$103,776,246</b>	<b>\$16,306,035</b>	<b>\$19,976,690</b>	<b>\$65,007,133</b>	<b>\$2,486,388</b>	<b>560.2</b>
<b>CHANGES FROM FY 2021-22 APPROPRIATION</b>						
Centrally appropriated line items	\$4,096,006	\$368,075	\$460,317	\$3,123,995	\$143,619	0.0
Restore budget reductions	1,606,816	3,141,572	(1,534,756)	0	0	5.5
Medicaid Fraud Unit	796,351	199,088	0	0	597,263	7.3
Water Board river basin funding	674,071	0	674,071	0	0	0.0
POST Board funding	323,356	0	323,356	0	0	1.0
Admin section support of agency	222,178	0	0	222,178	0	3.0
Annualize prior year legislation	163,964	(145,780)	157,605	152,139	0	1.5
Annualize prior year budget actions	(594,750)	(107,032)	(141,555)	(349,994)	3,831	2.7
<b>TOTAL FY 2022-23 LONG BILL APPROPRIATION</b>	<b>\$111,064,238</b>	<b>\$19,761,958</b>	<b>\$19,915,728</b>	<b>\$68,155,451</b>	<b>\$3,231,101</b>	<b>581.2</b>
\$ Change from prior year	\$7,287,992	\$3,455,923	(\$60,962)	\$3,148,318	\$744,713	21.0
% Change from prior year	7.0%	21.2%	(0.3%)	4.8%	30.0%	3.7%

## DESCRIPTION OF INCREMENTAL CHANGES

**LONG BILL SUPPLEMENTAL:** The bill includes adding a footnote to amend an appropriation in the FY 2021-22 Long Bill to extend \$215,000 General Fund for the Safe Affordable Credit Report into FY 2022-23 due to difficulty in securing a vendor and a conclusion that the funding would not be expended prior to the end of the fiscal year.

**CENTRALLY APPROPRIATED LINE ITEMS:** The bill includes an increase of \$4.1 million total funds, including \$0.4 million General Fund, for adjustments to centrally appropriated line items for the following: state contributions for health, life, and dental benefits; short-term disability; supplemental state contributions to the Public Employees' Retirement Association (PERA) pension fund; salary survey; workers' compensation; legal services; administrative law judges; payment to risk management and property funds; vehicle lease payments; Ralph L. Carr Colorado Judicial Center leased space; payments to the Governor's Office of Information Technology (OIT); indirect costs; and CORE operations summarized below:

CENTRALLY APPROPRIATED LINE ITEMS						
	TOTAL FUNDS	GENERAL FUND	CASH FUNDS	REAPPROPRIATED FUNDS	FEDERAL FUNDS	FTE
Salary survey	\$3,096,896	\$568,753	\$367,860	\$2,109,805	\$50,478	0.0
Health, life, and dental	528,282	15,365	46,629	446,802	19,486	0.0
AED	324,266	52,718	9,483	266,383	(4,318)	0.0

CENTRALLY APPROPRIATED LINE ITEMS						
	TOTAL FUNDS	GENERAL FUND	CASH FUNDS	REAPPROPRIATED FUNDS	FEDERAL FUNDS	FTE
SAED	324,266	52,718	9,483	266,383	(4,318)	0.0
Indirect cost assessment	160,708	0	76,454	(6,900)	91,154	0.0
Risk management and property funds	137,891	31,666	19,091	83,861	3,273	0.0
DPA Paid family leave	126,019	26,607	18,004	78,504	2,904	0.0
Carr building leased space	63,268	6,272	(23,837)	86,179	(5,346)	0.0
Legal services	58,393	22,429	35,964	0	0	0.0
Short-term disability	10,378	1,687	304	8,525	(138)	0.0
Vehicle lease payments	10,327	2,780	(1,876)	3,376	6,047	0.0
OIT budget package	7,964	1,857	1,215	4,679	213	0.0
Workers' compensation	5,454	821	(950)	5,812	(229)	0.0
CORE adjustment	4,552	954	269	3,298	31	0.0
DPA CSEAP resources	3,179	742	484	1,868	85	0.0
AIJ services	845	0	845	0	0	0.0
PERA Direct Distribution	(279,536)	(297,982)	(17,153)	35,599	0	0.0
Payments to OIT	(233,234)	(57,589)	(44,402)	(123,156)	(8,087)	0.0
OIT FY21-22 Common policy trueup	(230,465)	(53,751)	(35,161)	(135,399)	(6,154)	0.0
OIT CBMS Admin costs	(17,020)	(3,969)	(2,596)	(10,000)	(455)	0.0
COWINS Partnership Agreement	(6,427)	(4,003)	207	(1,624)	(1,007)	0.0
<b>TOTAL</b>	<b>\$4,096,006</b>	<b>\$368,075</b>	<b>\$460,317</b>	<b>\$3,123,995</b>	<b>\$143,619</b>	<b>0.0</b>

**RESTORE BUDGET REDUCTIONS:** The recommendation includes \$1.6 million total funds and 5.5 FTE, including \$3.1 million General Fund with a reduction of \$1.5 million cash fund spending authority in FY 2022-23 and ongoing to reinstate the budget structure as it was prior to the FY 2020-21 reductions due to the FY 2020-21 budget balancing actions. Impacted programs include the POST Board, Colorado Open Records Act and Open Meetings Law attorney, resources for the Appellate Unit, Federal and Interstate Water Unit, and Consumer Protection and Antitrust, summarized below.

SUMMARY OF CHANGE INCLUDED IN RESTORE BUDGET REDUCTIONS						
	TOTAL FUNDS	GENERAL FUND	CASH FUNDS	REAPPROPRIATED FUNDS	FEDERAL FUNDS	FTE
POST Board	\$1,036,766	\$0	\$1,036,766	\$0	\$0	0.0
CORA and open meetings attorney	101,717	101,717	0	0	0	1.0
Appellate Unit resources	184,853	184,853	0	0	0	1.5
Federal and Interstate Water Unit	221,713	221,713	0	0	0	2.0
Office of Community Engagement	61,767	61,767	0	0	0	1.0
Consumer Protection and Antitrust	0	2,571,522	(2,571,522)	0	0	0.0
<b>Total</b>	<b>\$1,606,816</b>	<b>\$3,141,572</b>	<b>(\$1,534,756)</b>	<b>\$0</b>	<b>\$0</b>	<b>5.5</b>

**MEDICAID FRAUD UNIT:** The bill includes \$796,351 total funds, comprised of \$199,088 General Fund and \$597,263 federal funds, for 7.3 FTE to better address current investigative, prosecutorial, and reporting requirements, as well as providing the Fraud Unit the ability to incorporate proactive investigative efforts. This will annualize to \$919,652 total funds, including \$229,913 General Fund and \$689,739 Federal Fund in FY 2023-24 and subsequent years.

**WATER BOARD RIVER BASIN FUNDING:** The bill includes \$674,071 cash funds in FY 2022-23 and ongoing to reflect current funding amounts annually received from the Colorado Water Conservation Board. The amount does not impact the current funding levels, but simply is an effort to increase transparency in the budget.

**POST BOARD FUNDING:** The bill includes an increase of \$323,356 cash funds and 1.0 FTE for FY 2022-23 to address expanded responsibilities of the Peace Officer Standards and Training (POST) Board and the redevelopment of peace officer training curriculum. Funding includes amounts to contract with a curriculum consultant and a deputy director to assist in the day-to-day operations.

**ADMIN SECTION SUPPORT OF AGENCY:** The bill includes \$222,178 reappropriated funds and 3.0 FTE for FY 2022-23 to meet increasing administrative workload due to the general expansion in programmatic responsibilities and Department staffing. The funding annualizes to 3.0 FTE and \$296,236 reappropriated funds in FY 2023-24. There is an industry standard of 1.22 to 1.4 human resources staff to employees. The Department's current ratio is 0.96 per 100 employees.

**ANNUALIZE PRIOR YEAR LEGISLATION:** The bill includes adjustments related to prior legislation, which are summarized in the following table:

ANNUALIZE PRIOR YEAR LEGISLATION						
	TOTAL FUNDS	GENERAL FUND	CASH FUNDS	REAPPROPRIATED FUNDS	FEDERAL FUNDS	FTE
HB 21-057 Private student loans	\$83,838	\$0	\$83,838	\$0	\$0	1.0
SB 18-200 PERA	57,647	21,125	34,383	2,139	0	0.0
HB 21-1282 Cons. protection & mortgage servicers	39,384	0	39,384	0	0	0.5
SB 21-148 Financial empowerment office	1,335	1,335	0	0	0	0.2
HB 21-1280 Pretrial detention reform	0	(150,000)	0	150,000	0	0.0
HB 21-1122 First Responder interactions	(18,240)	(18,240)	0	0	0	(0.2)
<b>TOTAL</b>	<b>\$163,964</b>	<b>(\$145,780)</b>	<b>\$157,605</b>	<b>\$152,139</b>	<b>\$0</b>	<b>1.5</b>

**ANNUALIZE PRIOR YEAR BUDGET ACTIONS:** The bill includes adjustments related to prior year budget actions, which are summarized in the following table:

ANNUALIZE PRIOR YEAR BUDGET ACTIONS						
	TOTAL FUNDS	GENERAL FUND	CASH FUNDS	REAPPROPRIATED FUNDS	FEDERAL FUNDS	FTE
Prior year salary survey	\$742,077	(\$122,113)	(\$148,104)	\$1,045,782	(\$33,488)	0.0
Consumer Credit adjustment	286,512	0	0	286,512	0	(1.2)
Operating expenses change	15,057	950	0	14,107	0	0.0
Prior year patterns and practices	8,251	8,251	0	0	0	0.2
Grant informational funds	4,232	0	0	4,232	0	0.0
IT Maintenance fund adjustment	0	(2,724)	(10,752)	15,735	(2,259)	0.0
LSSA adjustment	(713,168)	0	0	(713,168)	0	3.7
Prior year salary survey	(568,811)	227,504	167,301	(1,003,194)	39,578	0.0
CCU Safe affordable credit report	(215,000)	(215,000)	0	0	0	0.0
FY 21-22 POST job task analysis	(150,000)	0	(150,000)	0	0	0.0
SB 21-148 Financial empowerment office	(3,900)	(3,900)	0	0	0	0.0
<b>TOTAL</b>	<b>(\$594,750)</b>	<b>(\$107,032)</b>	<b>(\$141,555)</b>	<b>(\$349,994)</b>	<b>\$3,831</b>	<b>2.7</b>

## SUMMARY OF CHANGES BY LONG BILL DIVISION

SUMMARY TABLE FOR DEPARTMENT OF LAW						
	TOTAL FUNDS	GENERAL FUND	CASH FUNDS	REAPPROPRIATED FUNDS	FEDERAL FUNDS	FTE
FY 2021-22 Appropriation	\$103,776,246	\$16,306,035	\$19,976,690	\$65,007,133	\$2,486,388	560.2
Long Bill supplemental	0	0	0	0	0	0
<b>FY 2021-22 Appropriation</b>	<b>\$103,776,246</b>	<b>\$16,306,035</b>	<b>\$19,976,690</b>	<b>\$65,007,133</b>	<b>\$2,486,388</b>	<b>560.2</b>
CHANGES FROM FY 2021-22 BY LONG BILL DIVISION						
Administration	\$2,311,432	\$442,972	(\$515,749)	\$2,412,567	(\$28,358)	4.2
Legal Services to State Agencies	965,711	0	207,630	758,081	0	2.5
Criminal Justice and Appellate	2,831,465	939,130	1,312,661	(193,397)	773,071	9.6
Water and Natural Resources	941,798	239,073	688,042	14,683	0	2.0
Consumer Protection	125,573	1,872,735	(1,753,546)	6,384	0	1.7
Special Purpose	112,013	(37,987)	0	150,000	0	1.0
<b>TOTAL FY 2022-23 LONG BILL</b>	<b>\$111,064,238</b>	<b>\$19,761,958</b>	<b>\$19,915,728</b>	<b>\$68,155,451</b>	<b>\$3,231,101</b>	<b>581.2</b>

**SUMMARY TABLE FOR DEPARTMENT OF LAW**

	TOTAL FUNDS	GENERAL FUND	CASH FUNDS	REAPPROPRIATED FUNDS	FEDERAL FUNDS	FTE
<b>APPROPRIATION</b>						
\$ Change from prior year	\$7,287,992	\$3,455,923	(\$60,962)	\$3,148,318	\$744,713	21.0
% Change from prior year	7.0%	21.2%	(0.3%)	4.8%	30.0%	3.7%

**APPROPRIATION DETAIL BY LONG BILL DIVISION**

**ADMINISTRATION:** This budget section includes funding for the Attorney General, the Solicitor General, the Office of Community Engagement, Patterns and Practices, and other management staff, as well as functions of a traditional Executive Director’s Office such as the Department’s human resources, accounting/budgeting, and legal support services units. Appropriations are from the General Fund and indirect cost recoveries (reappropriated funds). This section also includes central appropriations for the entire Department, including funding for employee benefits, facilities, vehicles, and information technology. These central appropriations reflect the same funding sources that support each section within the Department.

<b>ADMINISTRATION</b>						
	TOTAL FUNDS	GENERAL FUND	CASH FUNDS	REAPPROPRIATED FUNDS	FEDERAL FUNDS	FTE
<b>FY 2021-22 Appropriation</b>	<b>\$26,515,856</b>	<b>\$5,679,125</b>	<b>\$3,571,572</b>	<b>\$16,714,523</b>	<b>\$550,636</b>	<b>58.0</b>
<b>CHANGES FROM FY 2021-22 APPROPRIATION</b>						
Centrally appropriated line items	\$3,921,140	\$368,075	\$383,863	\$3,116,737	\$52,465	0.0
Admin section support of agency	222,178	0	0	222,178	0	3.0
Restore budget reductions	61,767	546,889	(485,122)	0	0	1.0
Annualize prior year budget actions	(1,893,653)	(471,992)	(414,490)	(926,348)	(80,823)	0.2
<b>TOTAL FY 2022-23 LONG BILL APPROPRIATION</b>	<b>\$28,827,288</b>	<b>\$6,122,097</b>	<b>\$3,055,823</b>	<b>\$19,127,090</b>	<b>\$522,278</b>	<b>62.2</b>
\$ Change from prior year	\$2,311,432	\$442,972	(\$515,749)	\$2,412,567	(\$28,358)	4.2
% Change from prior year	8.7%	7.8%	(14.4%)	14.4%	(5.2%)	7.2%

**LEGAL SERVICES TO STATE AGENCIES:** The Department provides legal services to state agencies and enterprises, recovered through monthly billing estimated by prior use. This section includes appropriations for the attorneys, legal assistants, and support personnel who provide these services. In most cases, the appropriations in this section are reflected as reappropriated funds because a duplicate appropriation for the purchase of legal services appears in the client agency’s budget. The cash funds appropriations reflect payments the Department receives from state agencies that are not duplicated in appropriations elsewhere in the budget.

<b>LEGAL SERVICES TO STATE AGENCIES</b>						
	TOTAL FUNDS	GENERAL FUND	CASH FUNDS	REAPPROPRIATED FUNDS	FEDERAL FUNDS	FTE
<b>FY 2021-22 Appropriation</b>	<b>\$47,095,081</b>	<b>\$0</b>	<b>\$1,514,518</b>	<b>\$45,580,563</b>	<b>\$0</b>	<b>316.0</b>
<b>CHANGES FROM FY 2021-22 APPROPRIATION</b>						
Prior year budget actions	\$761,600	\$0	\$0	\$761,600	\$0	2.5
Centrally appropriated line items	204,111	0	207,630	(3,519)	0	0.0
<b>TOTAL FY 2022-23 LONG BILL APPROPRIATION</b>	<b>\$48,060,792</b>	<b>\$0</b>	<b>\$1,722,148</b>	<b>\$46,338,644</b>	<b>\$0</b>	<b>318.5</b>
\$ Change from prior year	\$965,711	\$0	\$207,630	\$758,081	\$0	2.5

LEGAL SERVICES TO STATE AGENCIES						
	TOTAL FUNDS	GENERAL FUND	CASH FUNDS	REAPPROPRIATED FUNDS	FEDERAL FUNDS	FTE
% Change from prior year	2.1%	n/a	13.7%	1.7%	n/a	0.8%

**CRIMINAL JUSTICE AND APPELLATE:** This budget section provides funding for Department staff who investigate and prosecute:

- Certain complex and multi-jurisdictional cases, environmental crimes, and those involving foreign persons or entities,
- Fraud perpetrated by Medicaid providers and patient abuse, and
- Fraud related to Securities, insurance, and workers' compensation.

The section also provides funding for several priorities as it strives toward equitable justice system outcomes throughout the state, which includes:

- Providing investigative and prosecutorial support to district attorneys for certain homicide cases,
- Representing the State in criminal appeal cases,
- Ensuring that the constitutional and statutory rights of victims are preserved in all matters involving the department, and
- Training of law enforcement officers as determined by the Peace Officers Standards and Training (P.O.S.T.) Board.

Cash fund sources include money paid by insurance companies for the investigation and prosecution of insurance fraud, fees paid by peace officers for P.O.S.T. Board certification, and a statewide vehicle registration fee to support training for peace officers. Reappropriated fund sources include departmental indirect cost recoveries, money transferred from the Department of Public Safety from the Colorado Auto Theft Prevention Cash Fund and from the Victims Assistance and Law Enforcement (VALE) Fund, and money transferred from the Department of Regulatory Agencies from fees paid by regulated entities for the investigation and prosecution of securities fraud. Federal money helps support the Medicaid Fraud Control Unit.

CRIMINAL JUSTICE AND APPELLATE						
	TOTAL FUNDS	GENERAL FUND	CASH FUNDS	REAPPROPRIATED FUNDS	FEDERAL FUNDS	FTE
<b>FY 2021-22 Appropriation</b>	<b>\$17,234,830</b>	<b>\$6,298,362</b>	<b>\$7,054,280</b>	<b>\$1,946,436</b>	<b>\$1,935,752</b>	<b>115.2</b>
<b>CHANGES FROM FY 2021-22 APPROPRIATION</b>						
Restore budget reductions	\$1,221,619	\$184,853	\$1,036,766	\$0	\$0	1.5
Medicaid Fraud Unit	796,351	199,088	0	0	597,263	7.3
Prior year budget actions	397,343	564,897	(60,722)	(191,486)	84,654	0.0
POST Board funding	323,356	0	323,356	0	0	1.0
Centrally appropriated line items	99,081	0	9,838	(1,911)	91,154	0.0
Prior year legislation	(6,285)	(9,708)	3,423	0	0	(0.2)
<b>TOTAL FY 2022-23 LONG BILL APPROPRIATION</b>	<b>\$20,066,295</b>	<b>\$7,237,492</b>	<b>\$8,366,941</b>	<b>\$1,753,039</b>	<b>\$2,708,823</b>	<b>124.8</b>
\$ Change from prior year	\$2,831,465	\$939,130	\$1,312,661	(\$193,397)	\$773,071	9.6
% Change from prior year	16.4%	14.9%	18.6%	(9.9%)	39.9%	8.3%

**WATER AND NATURAL RESOURCES:** This budget section provides funding for Department staff who protect and defend the interests of the State and its citizens in all areas of natural resources law and environmental law, including the use of surface and ground water, oil and gas development, mining and minerals, wildlife, the clean-up of

contaminated sites, the proper storage or disposal of hazardous wastes, and protection of the state's air and water. Cash fund sources include the Colorado Water Conservation Board's Litigation Fund and money received by the Attorney General as an award of attorney fees or costs. Reappropriated funds are transferred from the Department of Public Health and Environment from the Hazardous Substance Response Fund.

WATER AND NATURAL RESOURCES						
	TOTAL FUNDS	GENERAL FUND	CASH FUNDS	REAPPROPRIATED FUNDS	FEDERAL FUNDS	FTE
<b>FY 2021-22 Appropriation</b>	<b>\$2,055,346</b>	<b>\$612,908</b>	<b>\$850,929</b>	<b>\$591,509</b>	<b>\$0</b>	<b>11.5</b>
CHANGES FROM FY 2021-22 APPROPRIATION						
Water Board river basin funding	\$674,071	\$0	\$674,071	\$0	\$0	0.0
Restore budget reductions	221,713	221,713	0	0	0	2.0
Prior year budget actions	27,410	15,063	12,347	0	0	0.0
Centrally appropriated line items	13,129	0	0	13,129	0	0.0
Prior year legislation	5,475	2,297	1,624	1,554	0	0.0
<b>TOTAL FY 2022-23 LONG BILL APPROPRIATION</b>	<b>\$2,997,144</b>	<b>\$851,981</b>	<b>\$1,538,971</b>	<b>\$606,192</b>	<b>\$0</b>	<b>13.5</b>
\$ Change from prior year	\$941,798	\$239,073	\$688,042	\$14,683	\$0	2.0
% Change from prior year	45.8%	39.0%	80.9%	2.5%	n/a	17.4%

**CONSUMER PROTECTION:** This budget section provides funding for Department staff that investigate and prosecute complaints Colorado consumers file concerning fraud and seek to maintain a competitive business environment by enforcing state and federal laws regarding consumer protection, antitrust, consumer lending, student loan servicing, mortgage fraud, predatory lending, debt collection, rent-to-own, and credit repair. It also provides funding to support one attorney and one legal assistant who are responsible for enforcing the tobacco Master Settlement Agreement. Cash fund sources include fees paid by regulated entities or persons, custodial money awarded to the Attorney General in consumer protection lawsuits, and those collected pursuant to tobacco settlement agreements. Reappropriated funds are transferred from the Department of Regulatory Agencies for consumer protection activities related to mortgage brokers.

CONSUMER PROTECTION						
	TOTAL FUNDS	GENERAL FUND	CASH FUNDS	REAPPROPRIATED FUNDS	FEDERAL FUNDS	FTE
FY 2021-22 Appropriation	\$7,274,621	\$415,128	\$6,685,391	\$174,102	\$0	59.5
Long Bill supplemental	0	0	0	0	0	0.0
<b>FY 2021-22 Appropriation</b>	<b>\$7,274,621</b>	<b>\$415,128</b>	<b>\$6,685,391</b>	<b>\$174,102</b>	<b>\$0</b>	<b>59.5</b>
CHANGES FROM FY 2021-22 APPROPRIATION						
Prior year legislation	\$154,478	\$1,335	\$152,558	\$585	\$0	1.7
Prior year budget actions	112,550	(215,000)	321,310	6,240	0	0.0
Restore budget reductions	0	2,086,400	(2,086,400)	0	0	0.0
Cons. Cred. Safe afford. Credit report	0	0	0	0	0	0.0
Centrally appropriated line items	(141,455)	0	(141,014)	(441)	0	0.0
<b>TOTAL FY 2022-23 LONG BILL APPROPRIATION</b>	<b>\$7,400,194</b>	<b>\$2,287,863</b>	<b>\$4,931,845</b>	<b>\$180,486</b>	<b>\$0</b>	<b>61.2</b>
\$ Change from prior year	\$125,573	\$1,872,735	(\$1,753,546)	\$6,384	\$0	1.7
% Change from prior year	1.7%	451.1%	(26.2%)	3.7%	n/a	2.9%

**SPECIAL PURPOSE:** This budget section includes funding to cover 80.0 percent of the statutory minimum salary for Colorado's twenty-two district attorneys, for training provided to deputy district attorneys, and for unanticipated legal



costs. Cash fund sources include funds collected pursuant to tobacco settlement agreements and those received by the Attorney General as an award of attorney fees or costs.

SPECIAL PURPOSE						
	TOTAL FUNDS	GENERAL FUND	CASH FUNDS	REAPPROPRIATED FUNDS	FEDERAL FUNDS	FTE
<b>FY 2021-22 Appropriation</b>	<b>\$3,600,512</b>	<b>\$3,300,512</b>	<b>\$300,000</b>	<b>\$0</b>	<b>\$0</b>	<b>0.0</b>
CHANGES FROM FY 2021-22 APPROPRIATION						
Restore budget reductions	\$101,717	\$101,717	\$0	\$0	\$0	1.0
Prior year legislation	10,296	(139,704)	0	150,000	0	0.0
<b>TOTAL FY 2022-23 LONG BILL APPROPRIATION</b>	<b>\$3,712,525</b>	<b>\$3,262,525</b>	<b>\$300,000</b>	<b>\$150,000</b>	<b>\$0</b>	<b>1.0</b>
\$ Change from prior year	\$112,013	(\$37,987)	\$0	\$150,000	\$0	1.0
% Change from prior year	3.1%	(1.2%)	0.0%	n/a	n/a	0.0%

# LEGISLATIVE DEPARTMENT

**Description:** The Legislative Department includes the elected members of the House of Representatives and the Senate, and the necessary staff to support legislators in their duties and responsibilities. The staff include those assigned to the House and the Senate, and those employed by the following legislative service agencies:

- Office of the State Auditor;
- Joint Budget Committee;
- Legislative Council; and
- Committee on Legal Services.

The legislative service agencies employ full-time nonpartisan staff. The House and the Senate employ both partisan and nonpartisan staff, and many of these staff serve only when the General Assembly is in session.

The majority of appropriations for this department are included in a separate legislative appropriation bill (H.B. 22-1286). However, several specific line items are contained in the Long Bill. This narrative section only addresses the line item appropriations in the Long Bill.

LEGISLATIVE DEPARTMENT						
	TOTAL FUNDS	GENERAL FUND	CASH FUNDS	REAPPROPRIATED FUNDS	FEDERAL FUNDS	FTE
<b>FY 2021-22 Long Bill Appropriation</b>	<b>\$5,659,168</b>	<b>\$5,409,168</b>	<b>\$0</b>	<b>\$250,000</b>	<b>\$0</b>	<b>1.0</b>
<b>CHANGES FROM FY 2021-22 APPROPRIATION</b>						
Ballot analysis	\$900,000	\$900,000	\$0	\$0	\$0	0.0
Property tax study	76,000	76,000	0	0	0	0.0
Centrally appropriated line items	8,094	8,094	0	0	0	0.0
Annualize prior year funding	(326,262)	(76,262)	0	(250,000)	0	(1.0)
<b>TOTAL FY 2022-23 LONG BILL APPROPRIATION</b>	<b>\$6,317,000</b>	<b>\$6,317,000</b>	<b>\$0</b>	<b>\$0</b>	<b>\$0</b>	<b>0.0</b>
\$ Change from prior year	\$657,832	\$907,832	\$0	(\$250,000)	\$0	(1.0)
% Change from prior year	11.6%	16.8%	n/a	(100.0%)	n/a	(100.0%)

## DESCRIPTION OF INCREMENTAL CHANGES

**BALLOT ANALYSIS:** The bill includes an increase of \$900,000 General Fund for the preparation and distribution of the information booklet concerning statewide ballot measures.

**PROPERTY TAX STUDY:** The bill includes an increase of \$76,000 for the annual contracted audit to determine whether county assessors are correctly and consistently applying constitutional and statutory provisions to arrive at the actual value of properties.

**CENTRALLY APPROPRIATED LINE ITEMS:** The bill includes adjustments to centrally appropriated line items for the following: workers' compensation; legal services; payment to risk management and property funds; Capitol complex leased space; payments to OIT; and CORE operations.

**ANNUALIZE PRIOR YEAR FUNDING:** The bill eliminates the appropriation of \$250,000 reappropriated funds for the biennial cost of living analysis that is used in the statutory formula for allocating funding to public schools. This study will next be conducted during the 2024 interim. The bill also eliminates an appropriation of \$76,262 General Fund that was included in the FY 2021-22 Long Bill for the Joint Budget Committee to add 1.0 FTE. The ongoing funding for this position is supported by appropriations in the FY 2022-23 legislative appropriation bill (H.B. 22-1286).

## SUMMARY OF CHANGES BY LONG BILL DIVISION

LEGISLATIVE DEPARTMENT						
	TOTAL FUNDS	GENERAL FUND	CASH FUNDS	REAPPROPRIATED FUNDS	FEDERAL FUNDS	FTE
<b>FY 2021-22 Long Bill Appropriation</b>	<b>\$5,659,168</b>	<b>\$5,409,168</b>	<b>\$0</b>	<b>\$250,000</b>	<b>\$0</b>	<b>1.0</b>
CHANGES FROM FY 2021-22 APPROPRIATION						
Legislative Council	\$726,000	\$976,000	\$0	(\$250,000)	\$0	0.0
General Assembly	8,094	8,094	0	0	0	0.0
Joint Budget Committee	(76,262)	(76,262)	0	0	0	(1.0)
<b>TOTAL FY 2022-23 LONG BILL APPROPRIATION</b>	<b>\$6,317,000</b>	<b>\$6,317,000</b>	<b>\$0</b>	<b>\$0</b>	<b>\$0</b>	<b>0.0</b>
\$ Change from prior year	\$657,832	\$907,832	\$0	(\$250,000)	\$0	(1.0)
% Change from prior year	11.6%	16.8%	n/a	(100.0%)	n/a	(100.0%)

## APPROPRIATION DETAIL BY LONG BILL DIVISION

**LEGISLATIVE COUNCIL:** This section of the Long Bill includes appropriations for the Legislative Council for studies that are constitutionally or statutorily required.

LEGISLATIVE COUNCIL						
	TOTAL FUNDS	GENERAL FUND	CASH FUNDS	REAPPROPRIATED FUNDS	FEDERAL FUNDS	FTE
<b>FY 2021-22 Long Bill Appropriation</b>	<b>\$2,526,000</b>	<b>\$2,276,000</b>	<b>\$0</b>	<b>\$250,000</b>	<b>\$0</b>	<b>0.0</b>
CHANGES FROM FY 2021-22 APPROPRIATION						
Ballot analysis	\$900,000	\$900,000	\$0	\$0	\$0	0.0
Property tax study	76,000	76,000	0	0	0	0.0
Annualize prior year funding	(250,000)	0	0	(250,000)	0	0.0
<b>TOTAL FY 2022-23 LONG BILL APPROPRIATION</b>	<b>\$3,252,000</b>	<b>\$3,252,000</b>	<b>\$0</b>	<b>\$0</b>	<b>\$0</b>	<b>0.0</b>
\$ Change from prior year	\$726,000	\$976,000	\$0	(\$250,000)	\$0	0.0
% Change from prior year	28.7%	42.9%	n/a	(100.0%)	n/a	n/a

**GENERAL ASSEMBLY:** This section of the Long Bill includes appropriations to the General Assembly that cover the Legislative Branch’s share of several centrally appropriated line item appropriations.

GENERAL ASSEMBLY						
	TOTAL FUNDS	GENERAL FUND	CASH FUNDS	REAPPROPRIATED FUNDS	FEDERAL FUNDS	FTE
<b>FY 2021-22 Long Bill Appropriation</b>	<b>\$3,056,906</b>	<b>\$3,056,906</b>	<b>\$0</b>	<b>\$0</b>	<b>\$0</b>	<b>0.0</b>
CHANGES FROM FY 2021-22 APPROPRIATION						
Centrally appropriated line items	\$8,094	\$8,094	\$0	\$0	\$0	0.0
<b>TOTAL FY 2022-23 LONG BILL APPROPRIATION</b>	<b>\$3,065,000</b>	<b>\$3,065,000</b>	<b>\$0</b>	<b>\$0</b>	<b>\$0</b>	<b>0.0</b>
\$ Change from prior year	\$8,094	\$8,094	\$0	\$0	\$0	0.0
% Change from prior year	0.3%	0.3%	n/a	n/a	n/a	n/a

**JOINT BUDGET COMMITTEE:** Section 20 of the FY 2021-22 Long Bill included an appropriation of \$76,262 General Fund for the Joint Budget Committee to add 1.0 FTE budget and policy analyst. The ongoing funding for this position is supported by appropriations in the FY 2022-23 legislative appropriation bill (H.B. 22-1286).

JOINT BUDGET COMMITTEE						
	TOTAL FUNDS	GENERAL FUND	CASH FUNDS	REAPPROPRIATED FUNDS	FEDERAL FUNDS	FTE
<b>FY 2021-22 Long Bill Appropriation</b>	<b>\$76,262</b>	<b>\$76,262</b>	<b>\$0</b>	<b>\$0</b>	<b>\$0</b>	<b>1.0</b>
CHANGES FROM FY 2021-22 APPROPRIATION						
Annualize prior year funding	(\$76,262)	(\$76,262)	\$0	\$0	\$0	(1.0)
<b>TOTAL FY 2022-23 LONG BILL APPROPRIATION</b>	<b>\$0</b>	<b>\$0</b>	<b>\$0</b>	<b>\$0</b>	<b>\$0</b>	<b>0.0</b>
\$ Change from prior year	(\$76,262)	(\$76,262)	\$0	\$0	\$0	(1.0)
% Change from prior year	(100.0%)	(100.0%)	n/a	n/a	n/a	(100.0%)

# DEPARTMENT OF LOCAL AFFAIRS

**Description:** The Department is responsible for building community and local government capacity by providing training, technical, and financial assistance to localities. Divisions include the Executive Director's Office, Property Taxation, the Division of Housing, and the Division of Local Government.

DEPARTMENT OF LOCAL AFFAIRS						
	TOTAL FUNDS	GENERAL FUND <sup>1</sup>	CASH FUNDS	REAPPROPRIATED FUNDS	FEDERAL FUNDS	FTE
FY 2021-22 Appropriation	\$471,596,007	\$57,130,354	\$315,922,406	\$16,384,956	\$82,158,291	205.5
Long Bill supplemental	0	0	0	0	0	0.0
<b>FY 2021-22 Adjusted Appropriation</b>	<b>\$471,596,007</b>	<b>\$57,130,354</b>	<b>\$315,922,406</b>	<b>\$16,384,956</b>	<b>\$82,158,291</b>	<b>205.5</b>
<b>CHANGES FROM FY 2021-22 APPROPRIATION</b>						
Annualize prior year budget actions	\$5,837,625	\$837,625	\$5,000,000	\$0	\$0	0.0
Technical adjustments	5,122,840	112,518	239,897	4,770,425	0	2.0
State housing vouchers	4,456,333	4,456,333	0	0	0	2.8
Centrally appropriated line items	1,982,895	476,410	648,693	405,058	452,734	0.0
Operational staff adjustment	198,680	198,680	0	0	0	2.7
Indirect cost recovery refinance	0	(198,680)	0	198,680	0	0.0
Annualize prior year legislation	(157,868,483)	(15,446,735)	(139,638,522)	(2,800,838)	17,612	(3.4)
Gray & Black Market Marijuana Enforcement adj	(5,000,000)	0	(5,000,000)	0	0	0.0
Indirect cost assessment	(179,709)	0	(46,212)	(87,515)	(45,982)	0.0
<b>TOTAL FY 2022-23 LONG BILL APPROPRIATION</b>	<b>\$326,146,188</b>	<b>\$47,566,505</b>	<b>\$177,126,262</b>	<b>\$18,870,766</b>	<b>\$82,582,655</b>	<b>209.6</b>
\$ Change from prior year	(\$145,449,819)	(\$9,563,849)	(\$138,796,144)	\$2,485,810	\$424,364	4.1
% Change from prior year	(30.8%)	(16.7%)	(43.9%)	15.2%	0.5%	2.0%

<sup>1</sup> Includes General Fund Exempt. See Appendix D for more information.

## DESCRIPTION OF INCREMENTAL CHANGES

**LONG BILL SUPPLEMENTAL:** The bill includes a non-monetary adjustment to add one year of roll-forward authority to the \$5.0 million appropriation provided by H.B. 21-1289 (Funding for Broadband Deployment). This will allow the Department and grant recipients to expend funds awarded under the Interconnectivity Grant Program through the close of FY 2022-23.

**ANNUALIZE PRIOR YEAR BUDGET ACTIONS:** The bill includes adjustments for out-year impacts of prior year budget actions.

ANNUALIZE PRIOR YEAR BUDGET ACTIONS						
	TOTAL FUNDS	GENERAL FUND	CASH FUNDS	REAPPROPRIATED FUNDS	FEDERAL FUNDS	FTE
Restore prior Gray & Black Market Marijuana Enforcement reduction	\$5,000,000	\$0	\$5,000,000	\$0	\$0	0.0
Restore Defense Counsel on First Appearance Grant Program	687,625	687,625	0	0	0	0.0
Restore Firefighter Heart & Circulatory Malfunction Benefits funding	150,000	150,000	0	0	0	0.0
<b>TOTAL</b>	<b>\$5,837,625</b>	<b>\$837,625</b>	<b>\$5,000,000</b>	<b>\$0</b>	<b>\$0</b>	<b>0.0</b>

**TECHNICAL ADJUSTMENTS:** The bill includes technical adjustments shown in the table below, such as an informational increase to the Mobile Home Park Oversight Program and Sunset of the Strategic Planning Group on Aging. The bill also includes a \$4.8 million increase of reappropriated funds to allow the Department to spend General

Fund appropriations that have been made for the Peace Officers Behavioral Health Support and Community Partnership Grant Program in previous years.

TECHNICAL ADJUSTMENTS						
	TOTAL FUNDS	GENERAL FUND	CASH FUNDS	REAPPROPRIATED FUNDS	FEDERAL FUNDS	FTE
Peace Officers Mental Health adjustment	\$4,800,000	\$0	\$0	\$4,800,000	\$0	0.0
Annual Firefighter Benefits cleanup	247,308	247,308	0	0	0	0.0
Mobile Home Park Oversight Program increase	187,438	0	187,438	0	0	2.0
Transfer from HCPF adjustment	533	0	0	533	0	0.0
Fund source adjustments	0	0	2,439	(2,439)	0	0.0
Limited Gaming adjustments	0	0	50,020	(50,020)	0	0.0
Indirect cost recovery refinance	0	(24,790)	0	24,790	0	0.0
Sunset Strategic Planning Group on Aging	(110,000)	(110,000)	0	0	0	0.0
Adjustment for POMH administrative cap	(2,439)	0	0	(2,439)	0	0.0
<b>TOTAL</b>	<b>\$5,122,840</b>	<b>\$112,518</b>	<b>\$239,897</b>	<b>\$4,770,425</b>	<b>\$0</b>	<b>2.0</b>

**STATE HOUSING VOUCHERS:** The bill includes \$4,456,333 General Fund for additional housing vouchers paired with supportive services in the Division of Housing, including funding for 2.8 additional FTE to administer the vouchers.

**CENTRALLY APPROPRIATED ITEMS:** The bill includes adjustments to centrally appropriated line items for the following: state contributions for health, life, and dental benefits; short-term disability; paid family and medical leave insurance; supplemental state contributions to the Public Employees' Retirement Association (PERA) pension fund; salary survey; workers' compensation; legal services; administrative law judges; payment to risk management and property funds; vehicle lease payments; Capitol complex leased space; payments to the Governor's Office of Information Technology (OIT); and CORE operations.

**OPERATIONAL STAFF ADJUSTMENT:** The bill includes \$198,680 General Fund and 2.7 FTE to address workload growth in the Accounting and Financial Services and Human Resources sections of the EDO. The increase will fund an Accountant II, Budget Analyst II, and Human Resources Specialist III.

**INDIRECT COST RECOVERY REFINANCE:** The bill includes the use of indirect cost recoveries collected from cash and federally funded programs to offset the General Fund increase associated with the operational staff adjustment.

**INDIRECT COST ASSESSMENT:** The bill includes a net decrease to the Department's indirect cost assessment.

**GRAY & BLACK MARKET MARIJUANA ENFORCEMENT GRANT ADJUSTMENT:** The bill includes an ongoing reduction of \$5.0 million Marijuana Tax Cash Funds to the Gray and Black Market Marijuana Enforcement Grant Program, leaving an annual appropriation of \$955,178 intact. The Program provides grants to local governments, law enforcement agencies, and district attorneys to assist with the enforcement of unlicensed and illegal marijuana cultivation and related crimes.

**ANNUALIZE PRIOR YEAR LEGISLATION:** The bill includes adjustments for the out-year impacts of prior year legislation.

ANNUALIZE PRIOR YEAR LEGISLATION						
	TOTAL FUNDS	GENERAL FUND	CASH FUNDS	REAPPROPRIATED FUNDS	FEDERAL FUNDS	FTE
HB 20-1399 Suspend Lim Gaming Transfers	\$1,542,658	(\$1,875,000)	\$5,242,638	(\$1,824,980)	\$0	0.0
SB 18-200 PERA Unfunded Liability	84,894	24,300	18,840	24,142	17,612	0.0
HB 21-1329 ARPA Money Invest Aff Housing	(98,500,000)	0	(98,500,000)	0	0	0.0
HB 21-1271 Innovative Aff Housing Strategies	(46,400,000)	0	(46,400,000)	0	0	(2.6)
SB 21-252 Community Revitalization Grant	(7,000,000)	(7,000,000)	0	0	0	0.0
SB 21-204 REDI Funding	(5,000,000)	(5,000,000)	0	0	0	0.0

ANNUALIZE PRIOR YEAR LEGISLATION						
	TOTAL FUNDS	GENERAL FUND	CASH FUNDS	REAPPROPRIATED FUNDS	FEDERAL FUNDS	FTE
HB 21-1030 Expanding Peace Officers Mental Health Support	(2,000,000)	(1,000,000)	0	(1,000,000)	0	(0.5)
HB 21-1250 Measures to Address Law Enforcement Accountability	(250,000)	(250,000)	0	0	0	0.0
SB 21-032 Mobile Veterans-support Unit Grant	(207,535)	(207,535)	0	0	0	(0.3)
HB 21-1312 Insurance Premium Property Sales Severance Tax	(138,500)	(138,500)	0	0	0	0.0
<b>TOTAL</b>	<b>(\$157,868,483)</b>	<b>(\$15,446,735)</b>	<b>(\$139,638,522)</b>	<b>(\$2,800,838)</b>	<b>\$17,612</b>	<b>(3.4)</b>

## SUMMARY OF CHANGES BY LONG BILL DIVISION

SUMMARY TABLE FOR DEPARTMENT OF LOCAL AFFAIRS						
	TOTAL FUNDS	GENERAL FUND <sup>1</sup>	CASH FUNDS	REAPPROPRIATED FUNDS	FEDERAL FUNDS	FTE
FY 2021-22 Appropriation	\$471,596,007	\$57,130,354	\$315,922,406	\$16,384,956	\$82,158,291	205.5
Long Bill supplemental	0	0	0	0	0	0.0
<b>FY 2021-22 Adjusted Appropriation</b>	<b>\$471,596,007</b>	<b>\$57,130,354</b>	<b>\$315,922,406</b>	<b>\$16,384,956</b>	<b>\$82,158,291</b>	<b>205.5</b>
CHANGES FROM FY 2021-22 BY LONG BILL DIVISION						
Executive Director's Office	\$1,639,096	\$186,398	\$640,327	\$460,642	\$351,729	2.7
Property Taxation	87,182	73,939	6,901	6,342	0	0.0
Division of Housing	(93,746,482)	4,493,849	(98,299,729)	(2,403)	61,801	4.8
Division of Local Government	(53,429,615)	(14,318,035)	(41,143,643)	2,021,229	10,834	(3.4)
<b>TOTAL FY 2022-23 LONG BILL APPROPRIATION</b>	<b>\$326,146,188</b>	<b>\$47,566,505</b>	<b>\$177,126,262</b>	<b>\$18,870,766</b>	<b>\$82,582,655</b>	<b>209.6</b>
\$ Change from prior year	(\$145,449,819)	(\$9,563,849)	(\$138,796,144)	\$2,485,810	\$424,364	4.1
% Change from prior year	(30.8%)	(15.5%)	(43.9%)	15.2%	0.5%	2.0%

<sup>1</sup> Includes General Fund Exempt. See Appendix D for more information.

## APPROPRIATION DETAIL BY LONG BILL DIVISION

**EXECUTIVE DIRECTOR'S OFFICE:** This office is responsible for the management and administration of the Department, including accounting, budgeting, human resources, and other functions statutorily assigned to the Department such as administration of the Moffat Tunnel Improvement District. The Executive Director's Office also houses the State Demography Office. The appropriation to this office includes centrally-appropriated funds that are further distributed to the various divisions.

EXECUTIVE DIRECTOR'S OFFICE						
	TOTAL FUNDS	GENERAL FUND	CASH FUNDS	REAPPROPRIATED FUNDS	FEDERAL FUNDS	FTE
FY 2021-22 Appropriation	\$10,926,298	\$3,281,276	\$1,519,707	\$4,565,672	\$1,559,643	20.2
<b>FY 2021-22 Adjusted Appropriation</b>	<b>\$10,926,298</b>	<b>\$3,281,276</b>	<b>\$1,519,707</b>	<b>\$4,565,672</b>	<b>\$1,559,643</b>	<b>20.2</b>
CHANGES FROM FY 2021-22 APPROPRIATION						
Centrally appropriated line items	\$1,982,895	\$476,410	\$648,693	\$405,058	\$452,734	0.0
Operational staff adjustment	198,680	198,680	0	0	0	2.7
Indirect cost recovery refinance	0	(198,680)	0	198,680	0	0.0
Technical adjustments	0	(24,790)	33,272	(8,482)	0	0.0
Annualize prior year budget actions	(421,382)	(126,722)	(59,306)	(134,614)	(100,740)	0.0
Annualize prior year legislation	(119,660)	(138,500)	18,840	0	0	0.0
Indirect cost assessment	(1,437)	0	(1,172)	0	(265)	0.0

EXECUTIVE DIRECTOR'S OFFICE						
	TOTAL FUNDS	GENERAL FUND	CASH FUNDS	REAPPROPRIATED FUNDS	FEDERAL FUNDS	FTE
<b>TOTAL FY 2022-23 LONG BILL APPROPRIATION</b>	<b>\$12,565,394</b>	<b>\$3,467,674</b>	<b>\$2,160,034</b>	<b>\$5,026,314</b>	<b>\$1,911,372</b>	<b>22.9</b>
\$ Change from prior year	\$1,639,096	\$186,398	\$640,327	\$460,642	\$351,729	2.7
% Change from prior year	15.0%	5.7%	42.1%	10.1%	22.6%	13.4%

**PROPERTY TAXATION:** This section provides funding for the Division of Property Taxation, which issues appraisal standards and provides training and technical assistance to county assessors; values multi-county companies; and grants taxation exemptions. This section also provides funding for the State Board of Equalization, which supervises the administration of property tax laws by local county assessors, as well as the Board of Assessment Appeals, which hears petitions for appeal on valuation, abatements, exemptions, and valuation of state-assessed properties.

PROPERTY TAXATION						
	TOTAL FUNDS	GENERAL FUND	CASH FUNDS	REAPPROPRIATED FUNDS	FEDERAL FUNDS	FTE
<b>FY 2021-22 Appropriation</b>	<b>\$3,904,775</b>	<b>\$2,368,306</b>	<b>\$1,265,442</b>	<b>\$271,027</b>	<b>\$0</b>	<b>49.4</b>
<b>CHANGES FROM FY 2021-22 APPROPRIATION</b>						
Annualize prior year budget actions	\$102,086	\$73,939	\$21,805	\$6,342	\$0	0.0
Indirect cost assessment	(14,904)	0	(14,904)	0	0	0.0
<b>TOTAL FY 2022-23 LONG BILL APPROPRIATION</b>	<b>\$3,991,957</b>	<b>\$2,442,245</b>	<b>\$1,272,343</b>	<b>\$277,369</b>	<b>\$0</b>	<b>49.4</b>
\$ Change from prior year	\$87,182	\$73,939	\$6,901	\$6,342	\$0	0.0
% Change from prior year	2.2%	3.1%	0.5%	2.3%	n/a	0.0%

**DIVISION OF HOUSING:** The Division of Housing administers state and federal affordable housing programs and regulates the manufacture of factory-built residential and commercial buildings. Local housing authorities, private developers, nonprofit corporations, cities, and counties may apply for financing. Most grants require a matching contribution from the community served. Division staff also provide technical assistance to help communities identify housing needs along with private and public financing options. The Division also oversees the Fort Lyon Supportive Residential Community, which provides housing for up to two years for individuals with chronic homelessness and substance abuse issues at a historic facility in Bent County.

DIVISION OF HOUSING						
	TOTAL FUNDS	GENERAL FUND	CASH FUNDS	REAPPROPRIATED FUNDS	FEDERAL FUNDS	FTE
<b>FY 2021-22 Appropriation</b>	<b>\$209,954,983</b>	<b>\$22,787,624</b>	<b>\$116,500,827</b>	<b>\$1,995,275</b>	<b>\$68,671,257</b>	<b>73.5</b>
<b>CHANGES FROM FY 2021-22 APPROPRIATION</b>						
State housing vouchers	\$4,456,333	\$4,456,333	\$0	\$0	\$0	2.8
Technical adjustments	187,971	0	187,438	533	0	2.0
Annualize prior year budget actions	177,438	25,366	24,148	47,048	80,876	0.0
Annualize prior year legislation	(98,470,238)	12,150	(98,500,000)	0	17,612	0.0
Indirect cost assessment	(97,986)	0	(11,315)	(49,984)	(36,687)	0.0
<b>TOTAL FY 2022-23 LONG BILL APPROPRIATION</b>	<b>\$116,208,501</b>	<b>\$27,281,473</b>	<b>\$18,201,098</b>	<b>\$1,992,872</b>	<b>\$68,733,058</b>	<b>78.3</b>
\$ Change from prior year	(\$93,746,482)	\$4,493,849	(\$98,299,729)	(\$2,403)	\$61,801	4.8
% Change from prior year	(44.7%)	19.7%	(84.4%)	(0.1%)	0.1%	6.5%



**DIVISION OF LOCAL GOVERNMENT:** This division provides information and training for local governments concerning budget development, purchasing, demographics, land use planning, and regulatory issues. This division also manages federal- and state-funded programs that support local government infrastructure and services. To provide this assistance to local governments, this division operates eight field offices.

DIVISION OF LOCAL GOVERNMENT						
	TOTAL FUNDS	GENERAL FUND <sup>1</sup>	CASH FUNDS	REAPPROPRIATED FUNDS	FEDERAL FUNDS	FTE
FY 2021-22 Appropriation	\$246,809,951	\$28,693,148	\$196,636,430	\$9,552,982	\$11,927,391	62.4
Long Bill supplemental	0	0	0	0	0	0.0
<b>FY 2021-22 Adjusted Appropriation</b>	<b>\$246,809,951</b>	<b>\$28,693,148</b>	<b>\$196,636,430</b>	<b>\$9,552,982</b>	<b>\$11,927,391</b>	<b>62.4</b>
<b>CHANGES FROM FY 2021-22 APPROPRIATION</b>						
Annualize prior year budget actions	\$5,979,483	\$865,042	\$5,013,353	\$81,224	\$19,864	0.0
Technical adjustments	4,934,869	137,308	19,187	4,778,374	0	0.0
Annualize prior year legislation	(59,278,585)	(15,320,385)	(41,157,362)	(2,800,838)	0	(3.4)
Gray & Black Market Marijuana Enf adjustment	(5,000,000)	0	(5,000,000)	0	0	0.0
Indirect cost assessment	(65,382)	0	(18,821)	(37,531)	(9,030)	0.0
<b>TOTAL FY 2022-23 LONG BILL APPROPRIATION</b>	<b>\$193,380,336</b>	<b>\$14,375,113</b>	<b>\$155,492,787</b>	<b>\$11,574,211</b>	<b>\$11,938,225</b>	<b>59.0</b>
\$ Change from prior year	(\$53,429,615)	(\$14,318,035)	(\$41,143,643)	\$2,021,229	\$10,834	(3.4)
% Change from prior year	(21.6%)	(49.5%)	(20.9%)	21.2%	0.1%	(5.4%)

<sup>1</sup> Includes General Fund Exempt. See Appendix D for more information.

# DEPARTMENT OF MILITARY AND VETERANS AFFAIRS

**Description:** The Department provides trained and ready military forces for the U.S. active armed services and for preserving life and property during natural disasters and civil emergencies in Colorado; supports federal and state homeland security missions; maintains equipment and facilities for state military forces; provides for safekeeping of the public arms, military records, and relics and banners of the state; assists veterans and National Guard members with benefits claims; maintains the Western Slope Veterans' Cemetery; operates the Grand Junction Veterans One-stop Center; supports the Civil Air Patrol, Colorado Wing; and assists in fighting the spread of drug trafficking and abuse.

DEPARTMENT OF MILITARY AND VETERANS AFFAIRS						
	TOTAL FUNDS	GENERAL FUND	CASH FUNDS	REAPPROPRIATED FUNDS	FEDERAL FUNDS	FTE
<b>FY 2021-22 Appropriation</b>	<b>\$138,651,593</b>	<b>\$11,766,152</b>	<b>\$1,663,652</b>	<b>\$124,920</b>	<b>\$125,096,869</b>	<b>2,515.9</b>
<b>CHANGES FROM FY 2021-22 APPROPRIATION</b>						
Information funds adjustment	\$2,900,000	\$0	\$0	\$0	\$2,900,000	(3.0)
Centrally appropriated line items	717,705	46,955	5,213	0	665,537	0.0
Annualize prior year budget actions	425,000	425,000	0	0	0	0.0
Department automation and improvement	210,445	210,445	0	0	0	0.0
State veteran service officer compensation	107,554	63,805	0	0	43,749	0.0
State women veterans service officer	79,831	79,831	0	0	0	1.0
Annualize prior year legislation	62,648	27,968	785	0	33,895	0.0
Community provider rate adjustment	25,516	25,516	0	0	0	0.0
State partnership program activity support	20,000	20,000	0	0	0	0.0
Technical funding consolidation	0	0	0	0	0	0.0
Western region One Source Center	0	0	44,615	(44,615)	0	0.0
Veterans trust fund adjustment	(141,996)	0	(141,996)	0	0	0.0
<b>TOTAL FY 2022-23 LONG BILL APPROPRIATION</b>	<b>\$143,058,296</b>	<b>\$12,665,672</b>	<b>\$1,572,269</b>	<b>\$80,305</b>	<b>\$128,740,050</b>	<b>2,513.9</b>
\$ Change from prior year	\$4,406,703	\$899,520	(\$91,383)	(\$44,615)	\$3,643,181	(2.0)
% Change from prior year	3.2%	7.6%	(5.5%)	(35.7%)	2.9%	(0.1%)

## DESCRIPTION OF INCREMENTAL CHANGES

**INFORMATIONAL FUNDS ADJUSTMENT:** The bill includes an increase of \$2,900,000 federal funds and a decrease of 3.0 FTE reflected in the Long Bill for informational purposes only. Estimates are based on recent-year spending and related information provided by the Department.

**CENTRALLY APPROPRIATED LINE ITEMS:** The bill includes adjustments to centrally appropriated line items for the following: state contributions for health, life, and dental benefits; short-term disability; paid family and medical leave insurance; supplemental state contributions to the Public Employees' Retirement Association (PERA) pension fund; shift differential; salary survey; workers' compensation; legal services; administrative law judges; payment to risk management and property funds; Capitol complex leased space; payments to the Governor's Office of Information Technology (OIT); and CORE operations.

**ANNUALIZE PRIOR YEAR BUDGET ACTIONS:** The bill includes an increase of \$425,000 General Fund to restore a prior year funding cut to the National Guard Tuition Assistance Fund.

**DEPARTMENT AUTOMATION AND IMPROVEMENT:** The bill includes \$210,445 General Fund for investment in NEXGEN technology, Kronos Dimensions electronic timekeeping tool, and upgrades to Microsoft 365.

**STATE VETERAN SERVICE OFFICER COMPENSATION:** The bill includes \$107,554 total funds in FY 2022-23, and \$98,671 additional total funds beginning in FY 2023-24 and thereafter for salary increases for State Veterans Service Officers to reduce turnover ongoing difficulties with recruitment and retention. This increase affects 14.0 FTE within the Department.

**STATE WOMEN VETERANS SERVICE OFFICER:** The bill includes \$79,831 General Fund and 1.0 FTE to hire a Women Veterans Service Officer. This position will provide direct and focused support to women veterans and other marginalized veteran groups and help meet their specific needs. Additionally, the bill redirects an existing State Veteran Service Officer, 1.0 FTE, to be a dedicated diversity, equity, and inclusion officer. These positions serve a valuable role in the veteran community by connecting women and minority veterans to benefits, such as mental and physical health care.

**ANNUALIZE PRIOR YEAR LEGISLATION:** The bill includes an increase of \$62,648 total funds for the out-year impact of prior year legislation.

ANNUALIZE PRIOR YEAR LEGISLATION						
	TOTAL FUNDS	GENERAL FUND	CASH FUNDS	REAPPROPRIATED FUNDS	FEDERAL FUNDS	FTE
SB18-200 PERA unfunded liability	\$58,870	\$24,190	\$785	\$0	\$33,895	0.0
SB21-015 Veterans org stipends	3,778	3,778	0	0	0	0.0
<b>TOTAL</b>	<b>\$62,648</b>	<b>\$27,968</b>	<b>\$785</b>	<b>\$0</b>	<b>\$33,895</b>	<b>0.0</b>

**COMMUNITY PROVIDER RATE ADJUSTMENT:** The bill includes an increase of \$25,516 General Fund to reflect the impact of a 2.0 percent provider rate increase for County Veterans Service Officer payments.

**STATE PARTNERSHIP PROGRAM ACTIVITY SUPPORT:** The bill includes \$20,000 General Fund to fund exchange events with the Colorado National Guard’s official National Guard State Partnership Program partners, the Republic of Slovenia and the Hashemite Kingdom of Jordan. These are enduring relationships that have been ongoing since 1993 and 2004, respectively.

**TECHNICAL FUNDING CONSOLIDATION:** The bill includes a net-zero transfer of funding between budget lines within the Division of Veterans Affairs, and moves 1.0 FTE State Veteran Service Officer from the Grand Junction One-Stop Center line item in the Long Bill to the Veterans Service Operations line. This change aligns the Long Bill with the existing management structure at the Division of Veterans Affairs.

**WESTERN REGION ONE SOURCE CENTER:** The bill includes a decrease of \$44,615 reappropriated funds to the Grand Junction Veterans One-stop Center (known as the Western Region One Source) and the Veterans Trust Fund to reflect additional cash fund revenue from new tenants. The adjustments reflect an increase in Veterans One-Stop Center Cash Fund appropriations generated from the increased rental income due to growing occupancy at the Western Region One Source Center.

**VETERANS TRUST FUND REVENUE ADJUSTMENT:** The bill includes a decrease of \$141,996 cash fund spending authority from the Veterans Trust Fund based on the net impact of the Legislative Council FY 2022-23 Tobacco Master Settlement revenue projection and the projected interest earnings on amounts in the Trust Fund.

## SUMMARY OF CHANGES BY LONG BILL DIVISION

**SUMMARY TABLE FOR DEPARTMENT OF MILITARY AND VETERANS AFFAIRS**

	TOTAL FUNDS	GENERAL FUND	CASH FUNDS	REAPPROPRIATED FUNDS	FEDERAL FUNDS	FTE
<b>FY 2021-22 Appropriation</b>	<b>\$138,651,593</b>	<b>\$11,766,152</b>	<b>\$1,663,652</b>	<b>\$124,920</b>	<b>\$125,096,869</b>	<b>2,515.9</b>
<b>CHANGES FROM FY 2021-22 BY LONG BILL DIVISION</b>						
Executive Director and Army National Guard	\$1,303,662	\$663,723	\$1,037	\$0	\$638,902	0.0
Division of Veterans Affairs	89,061	226,096	(92,420)	(44,615)	0	1.0
Air National Guard	113,980	9,701	0	0	104,279	0.0
Federal Funded Programs	2,900,000	0	0	0	2,900,000	(3.0)
<b>TOTAL FY 2022-23 LONG BILL APPROPRIATION</b>	<b>\$143,058,296</b>	<b>\$12,665,672</b>	<b>\$1,572,269</b>	<b>\$80,305</b>	<b>\$128,740,050</b>	<b>2,513.9</b>
\$ Change from prior year	\$4,406,703	\$899,520	(\$91,383)	(\$44,615)	\$3,643,181	(2.0)
% Change from prior year	3.2%	7.6%	(5.5%)	(35.7%)	2.9%	(0.1%)

**APPROPRIATION DETAIL BY LONG BILL DIVISION**

**EXECUTIVE DIRECTOR AND ARMY NATIONAL GUARD:** The federal government fully funds National Guard training and provides most of the funding for construction of armories and other military facilities. Under the cooperative agreements with the federal government, the Department provides 100.0 percent of maintenance and utilities costs at fifteen armories, and 20.0 or 25.0 percent of the costs at four other facilities. Most of the Department's General Fund personnel expenditures are for administrative and professional staff in the Executive Director/Army National Guard office, and for the labor trades and crafts employees who maintain and repair the armories and other military facilities. The division also provides support for the Colorado Wing of the Civil Air Patrol and administers the state's National Guard Tuition Assistance program.

**EXECUTIVE DIRECTOR AND ARMY NATIONAL GUARD**

	TOTAL FUNDS	GENERAL FUND	CASH FUNDS	REAPPROPRIATED FUNDS	FEDERAL FUNDS	FTE
<b>FY 2021-22 Appropriation</b>	<b>\$22,632,232</b>	<b>\$7,914,716</b>	<b>\$136,182</b>	<b>\$5,305</b>	<b>\$14,576,029</b>	<b>109.5</b>
<b>CHANGES FROM FY 2021-22 APPROPRIATION</b>						
Centrally appropriated line items	\$684,486	\$42,750	\$5,213	\$0	\$636,523	0.0
Annualize prior year budget actions	306,164	374,402	(4,271)	0	(63,967)	0.0
Department automation and improvement	210,445	210,445	0	0	0	0.0
State veteran service officer compensation	43,749	0	0	0	43,749	0.0
Annualize prior year legislation	38,818	16,126	95	0	22,597	0.0
State partnership program activity support	20,000	20,000	0	0	0	0.0
Technical funding consolidation	0	0	0	0	0	0.0
<b>TOTAL FY 2022-23 LONG BILL APPROPRIATION</b>	<b>\$23,935,894</b>	<b>\$8,578,439</b>	<b>\$137,219</b>	<b>\$5,305</b>	<b>\$15,214,931</b>	<b>109.5</b>
\$ Change from prior year	\$1,303,662	\$663,723	\$1,037	\$0	\$638,902	0.0
% Change from prior year	5.8%	8.4%	0.8%	0.0%	4.4%	0.0%

**DIVISION OF VETERANS AFFAIRS:** The Division represents veterans in federal benefits claims, provides information and training to county veterans service officers, maintains the Western Slope Veterans' Cemetery in Grand Junction, and operates the Grand Junction Veterans One-stop Center (also known as the Western Region One Source). The State Board of Veterans Affairs makes grants to veterans' service organizations from the Veterans Trust Fund (which is derived from tobacco settlement proceeds), the General Fund, and other sources.

DIVISION OF VETERANS AFFAIRS						
	TOTAL FUNDS	GENERAL FUND	CASH FUNDS	REAPPROPRIATED FUNDS	FEDERAL FUNDS	FTE
<b>FY 2021-22 Appropriation</b>	<b>\$5,083,486</b>	<b>\$3,436,401</b>	<b>\$1,527,470</b>	<b>\$119,615</b>	<b>\$0</b>	<b>22.4</b>
CHANGES FROM FY 2021-22 APPROPRIATION						
State women veterans service officer	\$79,831	\$79,831	\$0	\$0	\$0	1.0
State veteran service officer compensation	63,805	63,805	0	0	0	0.0
Annualize prior year budget actions	50,269	45,998	4,271	0	0	0.0
Community provider rate adjustment	25,516	25,516	0	0	0	0.0
Annualize prior year legislation	11,636	10,946	690	0	0	0.0
Technical funding consolidation	0	0	0	0	0	0.0
Western region One Source Center	0	0	44,615	(44,615)	0	0.0
Veterans trust fund adjustment	(141,996)	0	(141,996)	0	0	0.0
<b>TOTAL FY 2022-23 LONG BILL APPROPRIATION</b>	<b>\$5,172,547</b>	<b>\$3,662,497</b>	<b>\$1,435,050</b>	<b>\$75,000</b>	<b>\$0</b>	<b>23.4</b>
\$ Change from prior year	\$89,061	\$226,096	(\$92,420)	(\$44,615)	\$0	1.0
% Change from prior year	1.8%	6.6%	(6.1%)	(37.3%)	n/a	4.5%

**AIR NATIONAL GUARD:** This division provides funding for personal services, operating expenses, and utilities for the Buckley and Greeley Air National Guard bases. The State's share of operating and maintenance costs varies under its agreements with the federal government, based on the type and use of the building and whether it is on state or federal land. The federal government pays the State to employ five full-time security guards at the space command facility at Greeley.

AIR NATIONAL GUARD						
	TOTAL FUNDS	GENERAL FUND	CASH FUNDS	REAPPROPRIATED FUNDS	FEDERAL FUNDS	FTE
<b>FY 2021-22 Appropriation</b>	<b>\$3,735,875</b>	<b>\$415,035</b>	<b>\$0</b>	<b>\$0</b>	<b>\$3,320,840</b>	<b>41.0</b>
CHANGES FROM FY 2021-22 APPROPRIATION						
Annualize prior year budget actions	\$68,567	\$4,600	\$0	\$0	\$63,967	0.0
Centrally appropriated line items	33,219	4,205	0	0	29,014	0.0
Annualize prior year legislation	12,194	896	0	0	11,298	0.0
<b>TOTAL FY 2022-23 LONG BILL APPROPRIATION</b>	<b>\$3,849,855</b>	<b>\$424,736</b>	<b>\$0</b>	<b>\$0</b>	<b>\$3,425,119</b>	<b>41.0</b>
\$ Change from prior year	\$113,980	\$9,701	\$0	\$0	\$104,279	0.0
% Change from prior year	3.1%	2.3%	n/a	n/a	3.1%	0.0%

**FEDERAL FUNDED PROGRAMS:** This section of the Long Bill is included for informational purposes only. It includes estimated federal outlays for uniformed personnel who are managed by the Department but for whom all salaries and related costs are paid directly by the federal government. Funds in this section do not flow through the state accounting system.

FEDERAL FUNDED PROGRAMS						
	TOTAL FUNDS	GENERAL FUND	CASH FUNDS	REAPPROPRIATED FUNDS	FEDERAL FUNDS	FTE
<b>FY 2021-22 Appropriation</b>	<b>\$107,200,000</b>	<b>\$0</b>	<b>\$0</b>	<b>\$0</b>	<b>\$107,200,000</b>	<b>2,343.0</b>
CHANGES FROM FY 2021-22 APPROPRIATION						

FEDERAL FUNDED PROGRAMS						
	TOTAL FUNDS	GENERAL FUND	CASH FUNDS	REAPPROPRIATED FUNDS	FEDERAL FUNDS	FTE
Informational funds adjustment	\$2,900,000	\$0	\$0	\$0	\$2,900,000	(3.0)
<b>TOTAL FY 2021-22 LONG BILL APPROPRIATION</b>	<b>\$110,100,000</b>	<b>\$0</b>	<b>\$0</b>	<b>\$0</b>	<b>\$110,100,000</b>	<b>2,340.0</b>
\$ Change from prior year	\$2,900,000	\$0	\$0	\$0	\$2,900,000	(3.0)
% Change from prior year	2.7%	n/a	n/a	n/a	2.7%	(0.1%)

# DEPARTMENT OF NATURAL RESOURCES

**Description:** The Department of Natural Resources is responsible for developing, protecting, and enhancing Colorado's natural resources for the use and enjoyment of present and future residents and visitors. The Department is comprised of the Executive Director's Office, including the Colorado Avalanche Information Center; the Division of Reclamation, Mining, and Safety; the Oil and Gas Conservation Commission; the State Board of Land Commissioners; the Division of Parks and Wildlife; the Colorado Water Conservation Board; and the Water Resources Division.

DEPARTMENT OF NATURAL RESOURCES						
	TOTAL FUNDS	GENERAL FUND	CASH FUNDS	REAPPROPRIATED FUNDS	FEDERAL FUNDS	FTE
FY 2021-22 Appropriation	\$334,131,468	\$37,335,479	\$262,374,546	\$7,540,179	\$26,881,264	1,522.7
Long Bill supplemental	43,200	0	43,200	0	0	0.0
<b>FY 2021-22 Adjusted Appropriation</b>	<b>\$334,174,668</b>	<b>\$37,335,479</b>	<b>\$262,417,746</b>	<b>\$7,540,179</b>	<b>\$26,881,264</b>	<b>1,522.7</b>
<b>CHANGES FROM FY 2021-22 APPROPRIATION</b>						
Centrally appropriated line items	\$7,481,984	(\$625,136)	\$7,374,879	\$546,418	\$185,823	0.0
Increased outdoor rec. & conservation	5,939,796	0	5,939,796	0	0	15.5
CPW asset maintenance and repairs	5,000,000	0	5,000,000	0	0	0.0
Implement big game policy report	1,153,804	0	1,153,804	0	0	8.0
CPW records access system and radios	1,084,600	0	1,084,600	0	0	0.0
Outdoor regional partnerships	861,506	0	861,506	0	0	1.0
Wildlife Council spending authority	800,000	0	800,000	0	0	0.0
Staff for water plan grants	573,692	0	573,692	0	0	6.0
State park at Sweetwater Lake	388,432	0	388,432	0	0	3.0
Indirect cost assessment	365,905	431,300	257,901	(431,300)	108,004	0.0
Water accounting staff	245,826	245,826	0	0	0	2.8
Assistant director energy innovation	114,724	0	0	114,724	0	1.0
DRIVES programming Keep CO Wild	108,200	0	108,200	0	0	0.0
Tribal liaison and apprentice	108,178	0	0	108,178	0	1.5
Land Board water resources manager	107,284	0	107,284	0	0	1.0
Internet protocol phones	80,508	11,508	67,218	1,782	0	0.0
CPW leased space	0	0	0	0	0	0.0
Remove certain informational-only items	(9,565,785)	0	(8,415,785)	0	(1,150,000)	(7.0)
Annualize prior year legislation	(2,830,794)	33,866	(2,900,102)	20,727	14,715	(1.4)
Annualize prior year budget actions	(462,798)	(4,689)	(445,863)	(6,234)	(6,012)	0.7
Technical adjustments	(55,935)	0	(55,935)	0	0	0.0
<b>TOTAL FY 2022-23 LONG BILL APPROPRIATION</b>	<b>\$345,673,795</b>	<b>\$37,428,154</b>	<b>\$274,317,373</b>	<b>\$7,894,474</b>	<b>\$26,033,794</b>	<b>1,554.8</b>
\$ Change from prior year	\$11,499,127	\$92,675	\$11,899,627	\$354,295	(\$847,470)	32.1
% Change from prior year	3.4%	0.2%	4.5%	4.7%	(3.2%)	2.1%

## DESCRIPTION OF INCREMENTAL CHANGES

**LONG BILL SUPPLEMENTAL:** The bill includes an FY 2021-22 appropriation of \$43,200 cash funds to the Department of Natural Resources for a technical correction to the appropriations clause of H.B. 21-1326 (2020-21 General Fund Transfer Support Department of Natural Resources Programs) to provide sufficient appropriations for vehicle lease payments approved by the bill. This amount is subsequently reappropriated to the Department of Personnel.

**CENTRALLY APPROPRIATED LINE ITEMS:** The recommendation includes adjustments to the following centrally appropriated line items.

CENTRALLY APPROPRIATED LINE ITEMS						
	TOTAL FUNDS	GENERAL FUND	CASH FUNDS	REAPPROPRIATED FUNDS	FEDERAL FUNDS	FTE
Salary survey	\$5,006,060	\$659,952	\$4,106,365	\$140,213	\$99,530	0.0
Payments to OIT	1,348,876	(401,201)	1,640,188	(23,708)	133,597	0.0
Legal services	499,161	122,954	301,958	103,791	(29,542)	0.0
Health, life, and dental	555,023	(394,312)	631,008	328,039	(9,712)	0.0
Paid family leave initiative	291,635	45,180	230,041	9,599	6,815	0.0
AED	206,591	15,313	190,895	9,817	(9,434)	0.0
SAED	206,591	15,313	190,895	9,817	(9,434)	0.0
Workers' compensation	126,519	(175,209)	273,240	(3,679)	32,167	0.0
DPA Paid Family Medical Leave Act	111,198	3,427	107,227	544	0	0.0
CORE	83,675	6,120	75,308	1,230	1,017	0.0
Leased space	69,117	15,563	53,612	(58)	0	0.0
Vehicle lease payments	64,258	776	115,458	(24,411)	(27,565)	0.0
Risk management and property funds	10,000	38,872	(41,839)	7,874	5,093	0.0
Shift differential	6,625	0	6,625	0	0	0.0
Short-term disability	5,609	242	5,136	515	(284)	0.0
DPA CSEAP resources	5,377	900	4,205	161	111	0.0
PERA Direct Distribution	(630,513)	(567,764)	(61,114)	(1,635)	0	0.0
Capitol Complex leased space	(483,818)	(11,262)	(454,329)	(11,691)	(6,536)	0.0
<b>TOTAL</b>	<b>\$7,481,984</b>	<b>(\$625,136)</b>	<b>\$7,374,879</b>	<b>\$546,418</b>	<b>\$185,823</b>	<b>0.0</b>

**INCREASED OUTDOOR RECREATION & CONSERVATION:** The bill includes an increase of \$5,939,796 cash funds and 15.5 FTE for FY 2022-23, including \$3,042,827 from the Parks and Outdoor Recreation Cash Fund and \$2,896,969 from the Wildlife Cash Fund. Parks funds would go to state park operations and wildlife funds would go to wildlife operations. Most of the increase (\$3.8 million) will support operating budgets for state parks and wildlife operations. Smaller amounts support increased wages for temporary hourly staff, maintenance of the COTREX trails app, and a shuttle service to El Dorado Canyon State Park. All 15.5 FTE are housed within wildlife operations, including six additional district wildlife managers (commonly referred to as “game wardens”). The funding aims to use recent increases in revenue to provide better services and meet the goals outlined in S.B. 18-143 (Parks and Wildlife Measures to Increase Revenue), which increased various fees within CPW.

**CPW ASSET MAINTENANCE AND REPAIRS:** The bill includes an increase of \$5,000,000 cash funds in FY 2022-23 for CPW’s Small Capital program. Of the \$5.0 million included, \$3.3 million is from the Wildlife Cash Fund and \$1.7 million is from non-appropriated lottery funds (included in the Long Bill as informational-only). CPW’s Small Capital Program supports smaller site-specific projects or required equipment that cost between \$5,000 and \$149,999.

**IMPLEMENT BIG GAME POLICY REPORT:** The bill includes an increase of \$1,153,804 cash funds from the Wildlife Cash Fund and 8.0 FTE in FY 2022-23. These funds will support implementation of priority actions identified in a September 2021 report called “Opportunities to Improve Sensitive Habitat and Movement Route Connectivity for Colorado’s Big Game Species.”<sup>1</sup> Actions include the development of a Statewide Habitat Conservation and Connectivity Plan and annual funding for the Colorado Wildlife Transportation Alliance.

**CPW RECORDS ACCESS SYSTEM AND RADIOS:** The bill includes an increase of \$1,084,600 cash funds in FY 2022-23 to maintain CPW’s law enforcement database and implement an annual replacement cycle for 14.0 percent of the Division’s radios. Funding is from the Parks and Outdoor Recreation Cash Fund in the amount of \$524,910 and the Wildlife Cash Fund in the amount of \$559,690).

**OUTDOOR REGIONAL PARTNERSHIPS:** The bill includes an increase of \$861,506 cash funds split evenly between the Parks and Outdoor Recreation Cash Fund and the Wildlife Cash Fund and 1.0 FTE beginning in FY 2022-23. Of this amount, \$750,000 is for grants to regional coalitions to develop plans to balance outdoor recreation and wildlife

<sup>1</sup> [Link](#) to report. The list of recommendations starts on page 44.



conservation. These plans will inform an updated Statewide Comprehensive Outdoor Recreation Plan in 2023. The State must develop this plan to be eligible for certain federal funds.

**WILDLIFE COUNCIL SPENDING AUTHORITY:** The bill includes an increase of \$800,000 cash funds from the Wildlife Management Public Education Fund to increase media-based public messaging focused on the benefits of hunting and fishing in Colorado beginning in FY 2022-23.

**STAFF FOR WATER PLAN GRANTS:** The bill includes an increase of \$573,692 cash funds from the Water Plan Implementation Cash Fund and 6.0 FTE to support the Water Plan Grant Program (WPGP) beginning in FY 2022-23. This includes four regional project managers that would live and work in each of the following regions: (a) South and North Platte basins, (b) Arkansas Basin, (c) Rio Grande Basin, and (d) Colorado, Gunnison, and Yampa/White/Green basins. Tasks for these FTE include coordination and planning with stakeholders for project identification, assistance through the grant process, evaluating grant applications, making recommendations to the CWCB Director and Board, and project management. The Department aims to allocate \$10-17.0 million per year to the WPGP, but does not currently have staff dedicated to the Program.

**STATE PARK AT SWEETWATER LAKE:** The bill includes an increase of \$388,432 cash funds from the Parks and Outdoor Recreation Cash Fund and 3.0 FTE beginning in FY 2022-23. Funding annualizes to \$535,218 cash funds and no additional FTE in FY 2023-24. In addition to the FTE, the bill includes funding for temporary staffing, property maintenance and supplies, utilities, vehicles, and general operating costs.

**INDIRECT COST ASSESSMENT:** The bill includes a net increase in the Department's indirect cost assessments.

**WATER ACCOUNTING STAFF:** The bill includes an increase of \$245,826 General Fund and 2.8 FTE beginning in FY 2022-23 for water accounting coordinators in the South Platte River, Arkansas River, and Rio Grande River basins. Water accounting coordinators track and review legal mechanisms that allow water users to divert water "out of priority" on the condition that the user replaces the water they take. The water accounting coordinators' work informs the work of water commissioners who operate in the field to make sure water rights holders have access to their legally-decreed share of water resources (a.k.a. avoiding "injury" to water rights).

**ASSISTANT DIRECTOR ENERGY INNOVATION:** The bill includes an increase of \$114,724 reappropriated funds and 1.0 FTE for an Assistant Director for Energy Innovation. This position would serve as the Department's lead on both innovation in conventional energy industries as well as development in alternative and renewable energy.

**DRIVES PROGRAMMING KEEP CO WILD:** The bill includes an increase of \$108,200 cash funds from the Parks and Outdoor Recreation Cash Fund in FY 2022-23. These funds are subsequently reappropriated to the Department of Revenue (DOR) for DRIVES system maintenance and support. The DOR does not expect to implement system changes for the Keep CO Wild pass in FY 2021-22, so these funds represent an extension of the appropriation contained in the bill.

**TRIBAL LIAISON AND APPRENTICE:** The bill includes an increase of \$108,178 reappropriated funds from indirect cost recoveries and 1.5 FTE in starting in FY 2022-23 to provide a single point of contact between the Department and tribal governments. Funding is from departmental indirect cost recoveries.

**LAND BOARD WATER RESOURCES MANAGER:** The bill includes an increase of \$107,284 cash funds from the State Land Board Trust Administration Fund and 1.0 FTE for a Water Resources Manager. This position would take on the role of managing the Department's water asset portfolio.

**INTERNET PROTOCOL PHONES:** The bill includes an increase of \$80,508 total funds, including \$11,508 General Fund, in FY 2022-23 to support the Department's transition to a new phone system supported by the Governor's Office of Information Technology.

**CPW LEASED SPACE:** The bill includes a budget neutral reallocation of \$25,000 cash funds from the Wildlife Operations line item to the Leased Space line item in the Executive Director’s Office.

**REMOVE CERTAIN INFORMATIONAL-ONLY ITEMS:** The bill includes a decrease of \$9,565,785 total funds, including \$8,415,785 continuously-appropriated cash funds and \$1,150,000 federal funds, to remove four line items from the Parks and Wildlife division and two line items from the Colorado Water Conservation Board division. These line items are: Federal Grants, Trails Grants, Aquatic Nuisance Species Program, Habitat Partnership Program, Weather Modification, and Colorado Watershed Protection Fund. Removing these informational-only funds does not affect spending for those programs.

**ANNUALIZE PRIOR YEAR LEGISLATION:** The bill includes a net decrease for the impact of prior year legislation.

ANNUALIZE PRIOR YEAR LEGISLATION						
	TOTAL FUNDS	GENERAL FUND	CASH FUNDS	REAPPROPRIATED FUNDS	FEDERAL FUNDS	FTE
HB 21-1318 Outdoor equity grants	\$1,301,808	\$0	\$1,301,808	\$0	\$0	0.0
SB 18-200 PERA unfunded liability	626,190	97,560	493,188	20,727	14,715	0.0
SB 21-189 CWCB projects bill	(4,250,000)	0	(4,250,000)	0	0	0.0
SB 21-249 Keep CO wild	(235,920)	0	(235,920)	0	0	0.6
SB 21-245 Backcountry search & rescue	(216,070)	(216,070)	0	0	0	(1.5)
SB 21-264 Greenhouse gas emissions	(49,362)	0	(49,362)	0	0	(0.5)
HB 21-1153 COWINS	(7,440)	152,376	(159,816)	0	0	0.0
<b>TOTAL</b>	<b>(\$2,830,794)</b>	<b>\$33,866</b>	<b>(\$2,900,102)</b>	<b>\$20,727</b>	<b>\$14,715</b>	<b>(1.4)</b>

**ANNUALIZE PRIOR YEAR BUDGET ACTIONS:** The bill includes a decrease of \$462,798 total funds for the impact of prior year budget actions.

ANNUALIZE PRIOR YEAR BUDGET ACTIONS						
	TOTAL FUNDS	GENERAL FUND	CASH FUNDS	REAPPROPRIATED FUNDS	FEDERAL FUNDS	FTE
FY 21-22 Fishers Peak staff	\$70,165	\$0	\$70,165	\$0	\$0	1.0
Annualize prior year salary survey	(448,181)	(4,689)	(431,246)	(6,234)	(6,012)	0.0
FY 21-22 State park at Sweetwater Lake	(76,579)	0	(76,579)	0	0	0.0
FY 21-22 Habitat connectivity coordinator	(8,203)	0	(8,203)	0	0	0.0
<b>TOTAL</b>	<b>(\$462,798)</b>	<b>(\$4,689)</b>	<b>(\$445,863)</b>	<b>(\$6,234)</b>	<b>(\$6,012)</b>	<b>1.0</b>

**TECHNICAL ADJUSTMENTS:** The bill includes a decrease of \$55,935 cash funds related to annual lease depreciation payments.

## SUMMARY OF CHANGES BY LONG BILL DIVISION

SUMMARY TABLE FOR DEPARTMENT OF NATURAL RESOURCES						
	TOTAL FUNDS	GENERAL FUND	CASH FUNDS	REAPPROPRIATED FUNDS	FEDERAL FUNDS	FTE
FY 2021-22 Appropriation	\$334,131,468	\$37,335,479	\$262,374,546	\$7,540,179	\$26,881,264	1,522.7
Long Bill supplemental	43,200	0	43,200	0	0	0.0
<b>FY 2021-22 Adjusted Appropriation</b>	<b>\$334,174,668</b>	<b>\$37,335,479</b>	<b>\$262,417,746</b>	<b>\$7,540,179</b>	<b>\$26,881,264</b>	<b>1,522.7</b>
<b>CHANGES FROM FY 2021-22 BY LONG BILL DIVISION</b>						
Executive Director's Office	\$4,671,380	(\$656,820)	\$4,893,354	\$354,295	\$80,551	3.5
Division of Reclamation, Mining, and Safety	227,552	0	91,545	0	136,007	0.0

**SUMMARY TABLE FOR DEPARTMENT OF NATURAL RESOURCES**

	TOTAL FUNDS	GENERAL FUND	CASH FUNDS	REAPPROPRIATED FUNDS	FEDERAL FUNDS	FTE
Oil and Gas Conservation Commission	429,538	0	433,572	0	(4,034)	(0.5)
State Board of Land Commissioners	239,461	0	239,461	0	0	1.0
Division of Parks and Wildlife	8,679,364	(216,070)	10,022,653	0	(1,127,219)	20.3
Colorado Water Conservation Board	(3,633,278)	0	(3,698,645)	0	65,367	5.0
Division of Water Resources	885,110	965,565	(82,313)	0	1,858	2.8
<b>TOTAL FY 2022-23 LONG BILL APPROPRIATION</b>	<b>\$345,673,795</b>	<b>\$37,428,154</b>	<b>\$274,317,373</b>	<b>\$7,894,474</b>	<b>\$26,033,794</b>	<b>1,554.8</b>
\$ Change from prior year	\$11,499,127	\$92,675	\$11,899,627	\$354,295	(\$847,470)	32.1
% Change from prior year	3.4%	0.2%	4.5%	4.7%	(3.2%)	2.1%

**APPROPRIATION DETAIL BY LONG BILL DIVISION**

**EXECUTIVE DIRECTOR'S OFFICE:** The Executive Director's Office is responsible for the administration of the Department, including policy development, budgeting, financial management, and human resources services. The Colorado Avalanche Information Center is included as part of this division and provides information and education on avalanche danger to minimize the economic and human impact of snow avalanches on recreation, tourism, commerce, industry, and the citizens of Colorado.

**EXECUTIVE DIRECTOR'S OFFICE**

	TOTAL FUNDS	GENERAL FUND	CASH FUNDS	REAPPROPRIATED FUNDS	FEDERAL FUNDS	FTE
FY 2021-22 Appropriation	\$82,810,970	\$13,301,695	\$60,808,660	\$7,315,179	\$1,385,436	60.7
Long Bill supplemental	43,200	0	43,200	0	0	0.0
<b>FY 2021-22 Adjusted Appropriation</b>	<b>\$82,854,170</b>	<b>\$13,301,695</b>	<b>\$60,851,860</b>	<b>\$7,315,179</b>	<b>\$1,385,436</b>	<b>60.7</b>
<b>CHANGES FROM FY 2021-22 APPROPRIATION</b>						
Centrally appropriated line items	\$7,481,984	(\$625,136)	\$7,374,879	\$546,418	\$185,823	0.0
Increased outdoor rec. & conservation	392,367	0	392,367	0	0	0.0
Implement big game policy report	196,896	0	196,896	0	0	0.0
Assistant director energy innovation	114,724	0	0	114,724	0	1.0
Tribal liaison and apprentice	108,178	0	0	108,178	0	1.5
Staff for water plan grants	93,266	0	93,266	0	0	1.0
Internet protocol phones	80,508	11,508	67,218	1,782	0	0.0
State park at Sweetwater Lake	43,816	0	43,816	0	0	0.0
CPW leased space	25,000	0	25,000	0	0	0.0
Outdoor regional partnerships	20,704	0	20,704	0	0	0.0
Water accounting staff	19,800	19,800	0	0	0	0.0
Annualize prior year legislation	18,390	152,784	(155,121)	20,727	0	0.0
Indirect cost assessment	12,087	431,300	12,087	(431,300)	0	0.0
Annualize prior year budget actions	(3,936,340)	(647,076)	(3,177,758)	(6,234)	(105,272)	0.0
<b>TOTAL FY 2022-23 LONG BILL APPROPRIATION</b>	<b>\$87,525,550</b>	<b>\$12,644,875</b>	<b>\$65,745,214</b>	<b>\$7,669,474</b>	<b>\$1,465,987</b>	<b>64.2</b>
\$ Change from prior year	\$4,671,380	(\$656,820)	\$4,893,354	\$354,295	\$80,551	3.5
% Change from prior year	5.6%	(4.9%)	8.0%	4.8%	5.8%	5.8%

**DIVISION OF RECLAMATION, MINING, AND SAFETY:** The Division of Reclamation, Mining, and Safety is charged with helping to develop Colorado's mining industry in an environmentally protective manner and ensuring that mined land is reclaimed to a beneficial use. This includes: (1) permitting and inspecting active coal and mineral prospecting

and mining operations; (2) safeguarding and reclaiming abandoned and forfeited mine sites; and (3) training, testing, and certifying mine employees at both coal and non-coal mining operations in accordance with federal health and safety standards.

DIVISION OF RECLAMATION, MINING, AND SAFETY						
	TOTAL FUNDS	GENERAL FUND	CASH FUNDS	REAPPROPRIATED FUND	FEDERAL FUNDS	FTE
<b>FY 2021-22 Appropriation</b>	<b>\$8,035,021</b>	<b>\$0</b>	<b>\$4,628,271</b>	<b>\$0</b>	<b>\$3,406,750</b>	<b>64.8</b>
CHANGES FROM FY 2021-22 APPROPRIATION						
Annualize prior year budget actions	\$167,033	\$0	\$76,011	\$0	\$91,022	0.0
Indirect cost assessment	35,519	0	3,995	0	31,524	0.0
Annualize prior year legislation	25,000	0	11,539	0	13,461	0.0
<b>TOTAL FY 2022-23 LONG BILL APPROPRIATION</b>	<b>\$8,262,573</b>	<b>\$0</b>	<b>\$4,719,816</b>	<b>\$0</b>	<b>\$3,542,757</b>	<b>64.8</b>
\$ Change from prior year	\$227,552	\$0	\$91,545	\$0	\$136,007	0.0
% Change from prior year	2.8%	n/a	2.0%	n/a	4.0%	0.0%

**OIL AND GAS CONSERVATION COMMISSION:** The Oil and Gas Conservation Commission (OGCC) is responsible for the regulation of the development and production of the natural resources of oil and gas in the state of Colorado in a manner that protects public health, safety, welfare, the environment and wildlife resources. The Commission has the authority to regulate oil and gas operations to protect public health, prevent significant adverse environmental impacts, and prevent waste. This includes issuing permits, conducting inspections, pursuing enforcement actions, responding to oil and gas spills and other environmental emergencies, reclaiming orphaned well sites, entering pooling orders, and engaging in public outreach efforts. The OGCC is supported by severance tax revenue and a fee based on a mill levy on oil and gas production.

OIL AND GAS CONSERVATION COMMISSION						
	TOTAL FUNDS	GENERAL FUND	CASH FUNDS	REAPPROPRIATED FUNDS	FEDERAL FUNDS	FTE
<b>FY 2021-22 Appropriation</b>	<b>\$20,208,021</b>	<b>\$0</b>	<b>\$20,104,810</b>	<b>\$0</b>	<b>\$103,211</b>	<b>147.8</b>
CHANGES FROM FY 2021-22 APPROPRIATION						
Annualize prior year budget actions	\$366,573	\$0	\$366,573	\$0	\$0	0.0
Indirect cost assessment	56,812	0	60,846	0	(4,034)	0.0
Annualize prior year legislation	6,153	0	6,153	0	0	(0.5)
<b>TOTAL FY 2022-23 LONG BILL APPROPRIATION</b>	<b>\$20,637,559</b>	<b>\$0</b>	<b>\$20,538,382</b>	<b>\$0</b>	<b>\$99,177</b>	<b>147.3</b>
\$ Change from prior year	\$429,538	\$0	\$433,572	\$0	(\$4,034)	(0.5)
% Change from prior year	2.1%	n/a	2.2%	n/a	(3.9%)	(0.3%)

**STATE BOARD OF LAND COMMISSIONERS:** The State Board of Land Commissioners (State Land Board) manages eight trusts established in the Colorado Constitution or in statute. The Public School Trust (School Trust) is the largest trust managed by the State Land Board, accounting for approximately 98.0 percent of total trust revenue each year. Pursuant to H.B. 08-1335, the Building Excellent Schools Today (BEST) bill, 50.0 percent of the gross income derived from School Trust lands is deposited in the Public School Capital Construction Assistance Fund. Of the remaining 50.0 percent, a portion supports the operating costs of the State Land Board, \$5.0 million per year is reinvested by

the State Land Board through the Investment and Development Fund, and the remaining revenues are deposited into the Public School (Permanent) Fund.

STATE BOARD OF LAND COMMISSIONERS						
	TOTAL FUNDS	GENERAL FUND	CASH FUNDS	REAPPROPRIATED FUNDS	FEDERAL FUNDS	FTE
<b>FY 2021-22 Appropriation</b>	<b>\$5,360,321</b>	<b>\$0</b>	<b>\$5,135,321</b>	<b>\$225,000</b>	<b>\$0</b>	<b>42.0</b>
<b>CHANGES FROM FY 2021-22 APPROPRIATION</b>						
Land Board water resources manager	\$107,284	\$0	\$107,284	\$0	\$0	1.0
Annualize prior year budget actions	106,740	0	106,740	0	0	0.0
Annualize prior year legislation	16,649	0	16,649	0	0	0.0
Indirect cost assessment	8,788	0	8,788	0	0	0.0
<b>TOTAL FY 2022-23 LONG BILL APPROPRIATION</b>	<b>\$5,599,782</b>	<b>\$0</b>	<b>\$5,374,782</b>	<b>\$225,000</b>	<b>\$0</b>	<b>43.0</b>
\$ Change from prior year	\$239,461	\$0	\$239,461	\$0	\$0	1.0
% Change from prior year	4.5%	n/a	4.7%	0.0%	n/a	2.4%

**DIVISION OF PARKS AND WILDLIFE:** The Division of Parks and Wildlife (CPW) is responsible for the management of 43 state parks, 350 state wildlife areas, 960 game and non-game wildlife species, and a number of special purpose recreation programs including: the snowmobile program, the off-highway vehicle program, river outfitters regulation, aquatic nuisance species control and prevention, and the distribution of trails grants. Funding for CPW is a mixture of cash funds (i.e. fees, registrations, and revenue from the sale of hunting and fishing licenses), lottery proceeds, severance tax revenue, and other state and federal funds.

DIVISION OF PARKS AND WILDLIFE						
	TOTAL FUNDS	GENERAL FUND	CASH FUNDS	REAPPROPRIATED FUNDS	FEDERAL FUNDS	FTE
<b>FY 2021-22 Appropriation</b>	<b>\$179,000,276</b>	<b>\$1,441,070</b>	<b>\$156,203,828</b>	<b>\$0</b>	<b>\$21,355,378</b>	<b>903.7</b>
<b>CHANGES FROM FY 2021-22 APPROPRIATION</b>						
Increased outdoor rec. & conservation	\$5,547,429	\$0	\$5,547,429	\$0	\$0	15.5
CPW asset maintenance and repairs	5,000,000	0	5,000,000	0	0	0.0
Annualize prior year budget actions	2,027,012	0	2,027,012	0	0	0.7
Annualize prior year legislation	1,232,032	(216,070)	1,448,102	0	0	(0.9)
CPW records access system and radios	1,084,600	0	1,084,600	0	0	0.0
Implement big game policy report	956,908	0	956,908	0	0	8.0
Outdoor regional partnerships	840,802	0	840,802	0	0	1.0
Wildlife Council spending authority	800,000	0	800,000	0	0	0.0
State park at Sweetwater Lake	344,616	0	344,616	0	0	3.0
Indirect cost assessment	269,485	0	246,704	0	22,781	0.0
DRIVES programming Keep CO Wild	108,200	0	108,200	0	0	0.0
Remove certain informational-only items	(9,450,785)	0	(8,300,785)	0	(1,150,000)	(7.0)
Technical adjustments	(55,935)	0	(55,935)	0	0	0.0
CPW leased space	(25,000)	0	(25,000)	0	0	0.0
<b>TOTAL FY 2022-23 LONG BILL APPROPRIATION</b>	<b>\$187,679,640</b>	<b>\$1,225,000</b>	<b>\$166,226,481</b>	<b>\$0</b>	<b>\$20,228,159</b>	<b>924.0</b>
\$ Change from prior year	\$8,679,364	(\$216,070)	\$10,022,653	\$0	(\$1,127,219)	20.3
% Change from prior year	4.8%	(15.0%)	6.4%	n/a	(5.3%)	2.2%

**COLORADO WATER CONSERVATION BOARD:** The Colorado Water Conservation Board (CWCB) is responsible for developing, protecting, and conserving the state's water resources, as well as minimizing the risk of flood damage and associated economic loss. The division is primarily supported by the CWCB Construction Fund and the Severance Tax Perpetual Base Fund, two large cash funds which provide loans and grants for projects that will increase the beneficial consumptive use of Colorado's undeveloped compact entitled waters.

COLORADO WATER CONSERVATION BOARD						
	TOTAL FUNDS	GENERAL FUND	CASH FUNDS	REAPPROPRIATED FUNDS	FEDERAL FUNDS	FTE
<b>FY 2021-22 Appropriation</b>	<b>\$13,997,023</b>	<b>\$0</b>	<b>\$13,600,638</b>	<b>\$0</b>	<b>\$396,385</b>	<b>49.7</b>
CHANGES FROM FY 2021-22 APPROPRIATION						
Staff for water plan grants	\$480,426	\$0	\$480,426	\$0	\$0	5.0
Annualize prior year budget actions	148,684	0	140,446	0	8,238	0.0
Annualize prior year legislation	(4,128,474)	0	(4,129,728)	0	1,254	0.0
Remove certain informational-only items	(115,000)	0	(115,000)	0	0	0.0
Indirect cost assessment	(18,914)	0	(74,789)	0	55,875	0.0
<b>TOTAL FY 2022-23 LONG BILL APPROPRIATION</b>	<b>\$10,363,745</b>	<b>\$0</b>	<b>\$9,901,993</b>	<b>\$0</b>	<b>\$461,752</b>	<b>54.7</b>
\$ Change from prior year	(\$3,633,278)	\$0	(\$3,698,645)	\$0	\$65,367	5.0
% Change from prior year	(26.0%)	n/a	(27.2%)	n/a	16.5%	10.1%

**DIVISION OF WATER RESOURCES:** The Division of Water Resources, also called the Office of the State Engineer, is responsible for the administration of water resources in the state, which includes overseeing intrastate surface and groundwater rights and ensuring Colorado remains in compliance with nine interstate compact agreements. The Division also ensures dam safety; issues permits for well construction; engages in community education; consults with water suppliers and conservation districts; and collects, preserves, and provides current and historic water records and information.

DIVISION OF WATER RESOURCES						
	TOTAL FUNDS	GENERAL FUND	CASH FUNDS	REAPPROPRIATED FUNDS	FEDERAL FUNDS	FTE
<b>FY 2021-22 Appropriation</b>	<b>\$24,719,836</b>	<b>\$22,592,714</b>	<b>\$1,893,018</b>	<b>\$0</b>	<b>\$234,104</b>	<b>254.0</b>
CHANGES FROM FY 2021-22 APPROPRIATION						
Annualize prior year budget actions	\$657,500	\$642,387	\$15,113	\$0	\$0	0.0
Water accounting staff	226,026	226,026	0	0	0	2.8
Indirect cost assessment	2,128	0	270	0	1,858	0.0
Annualize prior year legislation	(544)	97,152	(97,696)	0	0	0.0
<b>TOTAL FY 2022-23 LONG BILL APPROPRIATION</b>	<b>\$25,604,946</b>	<b>\$23,558,279</b>	<b>\$1,810,705</b>	<b>\$0</b>	<b>\$235,962</b>	<b>256.8</b>
\$ Change from prior year	\$885,110	\$965,565	(\$82,313)	\$0	\$1,858	2.8
% Change from prior year	3.6%	4.3%	(4.3%)	n/a	0.8%	1.1%

# DEPARTMENT OF PERSONNEL

**Description:** The Department of Personnel is responsible for administering the state personnel system, which includes approximately 32,000 full time equivalent (FTE) staff, excluding the Department of Higher Education. In addition, the Department provides general support services for state agencies which include: oversight of procurement and financial activities and CORE operations; state archives; maintenance of Capitol Complex buildings; provision of central business services; management of the State's motor vehicle fleet; administrative law judge services; coordination of capital construction and controlled maintenance projects and centralized lease management; administration of the State's personnel system, classification, compensation, and employee benefit programs; and oversight of the State's liability, property, and workers' compensation insurance programs.

DEPARTMENT OF PERSONNEL						
	TOTAL FUNDS	GENERAL FUND	CASH FUNDS	REAPPROPRIATED FUNDS	FEDERAL FUNDS	FTE
FY 2021-22 Appropriation	\$224,565,332	\$20,640,304	\$13,850,806	\$190,074,222	\$0	411.7
Long Bill supplemental	43,200	0	0	43,200	0	0.0
<b>FY 2021-22 Adjusted Appropriation</b>	<b>\$224,608,532</b>	<b>\$20,640,304</b>	<b>\$13,850,806</b>	<b>\$190,117,422</b>	<b>\$0</b>	<b>411.7</b>
<b>CHANGES FROM FY 2021-22 APPROPRIATION</b>						
Integrated Document Solutions resources	\$4,981,106	\$0	\$0	\$4,981,106	\$0	6.0
Centrally appropriated line items	2,632,137	803,154	(343,168)	2,172,151	0	0.0
State employee collective bargaining agreement provisions	1,374,990	1,074,990	86,624	213,376	0	4.0
Annualize prior year budget actions	1,309,362	964,218	(15,000)	360,144	0	0.0
Technical adjustments	1,227,288	538,752	654,706	33,830	0	0.0
Americans with Disabilities Act resources	466,198	466,198	0	0	0	1.0
Annual fleet vehicle adjustment	412,425	0	0	412,425	0	0.0
HCPF public health emergency resources	295,300	0	0	295,300	0	0.0
Div. of Human Resources staffing	293,501	0	293,501	0	0	4.0
Capitol Complex leased space contract and safety resources	245,528	0	245,528	0	0	0.0
Risk Management adjustment	181,054	0	0	181,054	0	0.0
Impacts driven by other agencies	12,314	0	0	12,314	0	0.0
Procurement card rebate refinance	0	(386,000)	386,000	0	0	0.0
CORE operations adjustment	(3,844,996)	0	(1,875,048)	(1,969,948)	0	0.0
Annualize prior year legislation	(3,735,311)	(618,898)	(1,819,713)	(1,296,700)	0	(1.9)
Indirect cost assessment	(13,207)	(556,389)	12,979	530,203	0	0.0
<b>TOTAL FY 2022-23 LONG BILL APPROPRIATION</b>	<b>\$230,446,221</b>	<b>\$22,926,329</b>	<b>\$11,477,215</b>	<b>\$196,042,677</b>	<b>\$0</b>	<b>424.8</b>
\$ Change from prior year	\$5,837,689	\$2,286,025	(\$2,373,591)	\$5,925,255	\$0	13.1
% Change from prior year	2.6%	11.1%	(17.1%)	3.1%	n/a	3.2%

## DESCRIPTION OF INCREMENTAL CHANGES

**LONG BILL SUPPLEMENTAL:** The bill includes an FY 2021-22 appropriation of \$43,200 reappropriated funds to the Department of Personnel for a technical correction to the appropriations clause of H.B. 21-1326 (2020-21 General Fund Transfer Support Department of Natural Resources Programs) to provide sufficient appropriations for vehicle lease payments approved by the bill.

**INTEGRATED DOCUMENT SOLUTIONS RESOURCES:** The bill includes an increase of \$4,981,106 reappropriated funds and 6.0 FTE for additional resources for Integrated Document Solutions. This appropriation includes:

- \$4,981,106 reappropriated funds and 6.0 FTE to address unanticipated expenditures, inflationary pressures on printing materials, and increased printing volumes from client agencies; and

- A budget neutral reallocation of \$100,000 reappropriated funds for the acquisition and maintenance of a new high-speed scanner.

**CENTRALLY APPROPRIATED LINE ITEMS:** The bill includes adjustments to centrally appropriated line items for the following:

CENTRALLY APPROPRIATED LINE ITEMS						
	TOTAL FUNDS	GENERAL FUND	CASH FUNDS	REAPPROPRIATED FUNDS	FEDERAL FUNDS	FTE
Legal services	\$1,202,997	\$179,449	(\$389,951)	\$1,413,499	\$0	0.0
Salary survey	912,404	382,286	30,794	499,324	0	0.0
Payments to OIT	721,904	268,712	19,882	433,310	0	0.0
Capitol Complex leased space	252,926	324,499	(1,095)	(70,478)	0	0.0
Paid Family Medical Leave insurance	62,419	26,171	2,107	34,141	0	0.0
Temporary employees related to authorized leave	27,923	0	633	27,290	0	0.0
Utilities	20,771	0	0	20,771	0	0.0
CORE adjustment	12,643	6,215	294	6,134	0	0.0
ALJ services	8,541	5,922	2,619	0	0	0.0
PERA Direct Distribution	(284,195)	(271,475)	(4,561)	(8,159)	0	0.0
Payment to risk management and property funds	(148,889)	(37,477)	(4,745)	(106,667)	0	0.0
Vehicle lease payments	(76,188)	0	96	(76,284)	0	0.0
Workers' compensation	(45,090)	(12,680)	(1,389)	(31,021)	0	0.0
Health, life, and dental	(24,050)	(70,497)	19,346	27,101	0	0.0
AED	(4,011)	993	(8,465)	3,461	0	0.0
SAED	(4,011)	993	(8,465)	3,461	0	0.0
Shift differential	(3,860)	0	0	(3,860)	0	0.0
Short-term disability	(97)	43	(268)	128	0	0.0
<b>TOTAL</b>	<b>\$2,632,137</b>	<b>\$803,154</b>	<b>(\$343,168)</b>	<b>\$2,172,151</b>	<b>\$0</b>	<b>0.0</b>

**STATE EMPLOYEE COLLECTIVE BARGAINING AGREEMENT PROVISIONS:** The bill includes an increase of \$1,374,990 total funds and 4.0 FTE related to the state employee collective bargaining agreement. The appropriation includes:

- \$500,000 General Fund for an employee tuition reimbursement program;
- \$74,990 General Fund and 1.0 FTE for a Human Resources Specialist to manage the tuition reimbursement program;
- \$500,000 General Fund for administrative time spent by covered state employees serving as an Officer or Steward of COWINS; and
- \$300,000 total funds, including \$86,624 cash funds and \$213,376 reappropriated funds, and 3.0 FTE to address increased workload for the Colorado State Employee Assistance Program (CSEAP), to fund an around the clock crisis support services, and statewide workplace threat assessment training.

**ANNUALIZE PRIOR YEAR BUDGET ACTION:** The bill includes adjustments for out-year impacts of prior year budget actions.

ANNUALIZE PRIOR YEAR BUDGET ACTIONS						
	TOTAL FUNDS	GENERAL FUND	CASH FUNDS	REAPPROPRIATED FUNDS	FEDERAL FUNDS	FTE
FY 21-22 Statewide planning svcs	\$980,000	\$980,000	\$0	\$0	\$0	0.0
FY 20-21 Telematics for state fleet	345,144	0	0	345,144	0	0.0
FY 15-16 Total comp vendor	300,000	300,000	0	0	0	0.0
FY 21-22 IDS infrastructure refresh	0	0	0	0	0	0.0
FY 21-22 OAC translation services	0	0	(15,000)	15,000	0	0.0
FY 13-14 Employee engagement survey	(215,000)	(215,000)	0	0	0	0.0
FY 21-22 Disparity study implementation outreach	(100,000)	(100,000)	0	0	0	0.0
Annualize prior year salary survey	(782)	(782)	0	0	0	0.0



ANNUALIZE PRIOR YEAR BUDGET ACTIONS						
	TOTAL FUNDS	GENERAL FUND	CASH FUNDS	REAPPROPRIATED FUNDS	FEDERAL FUNDS	FTE
<b>TOTAL</b>	<b>\$1,309,362</b>	<b>\$964,218</b>	<b>(\$15,000)</b>	<b>\$360,144</b>	<b>\$0</b>	<b>0.0</b>

**TECHNICAL ADJUSTMENTS:** The bill includes a net increase for technical adjustments, summarized in the following table.

TECHNICAL ADJUSTMENTS						
	TOTAL FUNDS	GENERAL FUND	CASH FUNDS	REAPPROPRIATED FUNDS	FEDERAL FUNDS	FTE
ALD equivalent payments	\$1,147,262	\$486,078	\$661,184	\$0	\$0	0.0
Digital storage adjustment	43,118	43,118	0	0	0	0.0
Governor transition funding	25,000	25,000	0	0	0	0.0
State Patrol adjustment	11,908	0	0	11,908	0	0.0
Admin Courts adjustments	0	(15,444)	(6,478)	21,922	0	0.0
<b>TOTAL</b>	<b>\$1,227,288</b>	<b>\$538,752</b>	<b>\$654,706</b>	<b>\$33,830</b>	<b>\$0</b>	<b>0.0</b>

**AMERICANS WITH DISABILITIES ACT RESOURCES:** The bill includes an increase of \$466,198 General Fund and 1.0 FTE to create and fund a new line item titled Americans with Disabilities Act Reasonable Accommodations. This appropriation has two components:

- \$61,845 and 1.0 FTE in for a statewide Americans with Disabilities Act of 1990 (ADA) coordinator, and
- \$404,353 to fund approved Title I and Title II reasonable accommodation requests made by state employees and the public.

**ANNUAL FLEET VEHICLE ADJUSTMENT:** The bill includes an increase of \$412,425 reappropriated funds based on the approved replacement of 558 total vehicles, which includes 25 hybrid vehicles, 253 electric vehicles, and 280 internal combustion vehicles. In addition to the above vehicles, the Joint Budget Committee approved replacement of 6 State Patrol motorcycles with miles that exceed 40,000 miles. The appropriation also includes \$220,079 reappropriated funds for fleet fuel and maintenance costs.

**HCPF PUBLIC HEALTH EMERGENCY RESOURCES:** The bill includes an increase of \$295,300 reappropriated funds to provide Administrative Law Judge (ALJ) services to the Department of Health Care Policy and Financing related to the latter's FY 2021-22 Public Health Emergency End Resources. There are two components to the appropriated spending authority: \$265,697 for ALJ services and \$29,603 for temporary staffing to manage appeals.

**DIVISION OF HUMAN RESOURCES STAFFING:** The bill includes an increase of \$293,501 cash funds and 4.0 FTE to support the hiring, on-boarding, and training of new term-limited employees hired as a result of the American Rescue Plan Act (ARPA).

**CAPITOL COMPLEX LEASED SPACE CONTRACT AND SAFETY RESOURCES:** The bill includes an increase of \$245,528 cash funds for operating expenses associated with the maintenance of Capitol Complex leased space. The appropriation funds two components:

- An adjustment of \$200,000 cash funds in FY 2022-23 to address service contract increase and new maintenance projects. This portion of the appropriation annualizes to \$300,000 reappropriated funds in FY 2023-24; \$400,000 reappropriated funds in FY 2024-25; and \$500,000 reappropriated funds in FY 2025-26 and ongoing.
- A one-time increase of \$45,528 cash funds to conduct testing of all fire alarm devices in the State Capitol as part of the Joint Library remodel.

**RISK MANAGEMENT ADJUSTMENT:** The recommendation includes an increase of \$181,054 reappropriated funds for adjustments to the Risk Management program for anticipated payments to be required by the liability, property, and workers' compensation components of the common policies.

**IMPACTS DRIVEN BY OTHER AGENCIES:** The bill includes an increase of \$12,314 reappropriated funds for adjustments related to the Department of Human Services' food services and housekeeping coordinated compensation item.

**PROCUREMENT CARD REBATE REFINANCE:** The bill includes a net-zero refinance of \$386,000 General Fund with an equivalent amount of cash funds from rebates anticipated from the state purchasing card program. The Procurement Card Program has realized an increase in rebate revenue, which is used to offset General Fund.

**CORE OPERATIONS ADJUSTMENT:** The bill includes a decrease of \$3.8 million total funds, including \$1.9 million cash funds and \$2.0 million reappropriated funds, for CORE operations base adjustments.

**ANNUALIZE PRIOR YEAR LEGISLATION:** The bill includes adjustments for out-year impacts of prior year legislation.

ANNUALIZE PRIOR YEAR LEGISLATION						
	TOTAL FUNDS	GENERAL FUND	CASH FUNDS	REAPPROPRIATED FUNDS	FEDERAL FUNDS	FTE
SB 21-088 Child sexual abuse accountability act	\$2,707,615	(\$1,198,355)	\$0	\$3,905,970	\$0	0.1
HB 21-1311 Income tax	252,574	0	0	252,574	0	0.0
SB 18-200 PERA unfunded liability	134,764	43,484	3,950	87,330	0	0.0
SB 14-214 PERA studies conducted by actuarial firm	125,000	125,000	0	0	0	0.0
SB 13-276 Disability Investigational and Pilot Support Fund	82,000	0	82,000	0	0	0.0
SB 19-196 Colorado quality apprenticeship training act	32,709	32,709	0	0	0	0.3
SB 21-131 Protect PII kept by state	2,423	2,423	0	0	0	0.0
HB 20-1153 Colorado partnership for quality jobs and services act	0	960,365	(960,365)	0	0	0.0
HB 22-1178 (FY 2021-22 Supplemental)	(5,923,539)	(74,487)	(344,298)	(5,504,754)	0	(2.3)
HB 22-1196 Pay equity study	(500,000)	(500,000)	0	0	0	0.0
SB 21-292 Federal COVID funding for victims services	(500,000)	0	(500,000)	0	0	0.0
SB 21-222 Repeal recovery audit program	(101,000)	0	(101,000)	0	0	0.0
HB 21-1327 State and local tax parity act for businesses	(35,342)	0	0	(35,342)	0	0.0
HB 21-1257 Recognition of veterans in capitol complex parks	(10,000)	(10,000)	0	0	0	0.0
SB 21-154 988 suicide prevention lifeline network	(1,966)	0	0	(1,966)	0	0.0
HB 21-1312 Increase premium property sales sev tax	(512)	0	0	(512)	0	0.0
HB 21-1303 Global warming potential for public project	(37)	(37)	0	0	0	0.0
<b>TOTAL</b>	<b>(\$3,735,311)</b>	<b>(\$618,898)</b>	<b>(\$1,819,713)</b>	<b>(\$1,296,700)</b>	<b>\$0</b>	<b>(1.9)</b>

**INDIRECT COST ASSESSMENT:** The bill includes a net decrease in adjustments to indirect costs across the Department.

## SUMMARY OF CHANGES BY LONG BILL DIVISION

SUMMARY TABLE FOR DEPARTMENT OF PERSONNEL						
	TOTAL FUNDS	GENERAL FUND	CASH FUNDS	REAPPROPRIATED FUNDS	FEDERAL FUNDS	FTE
FY 2021-22 Appropriation	\$224,565,332	\$20,640,304	\$13,850,806	\$190,074,222	\$0	411.7
Long Bill supplemental	43,200	0	0	43,200	0	0.0
<b>FY 2021-22 Adjusted Appropriation</b>	<b>\$224,608,532</b>	<b>\$20,640,304</b>	<b>\$13,850,806</b>	<b>\$190,117,422</b>	<b>\$0</b>	<b>411.7</b>
<b>CHANGES FROM FY 2021-22 BY LONG BILL DIVISION</b>						
Executive Director's Office	\$3,732,408	\$1,911,853	\$510,357	\$1,310,198	\$0	4.2
Division of Human Resources	5,547,870	586,854	(680,130)	5,641,146	0	4.4
Personnel Board	40,439	40,439	0	0	0	0.0

**SUMMARY TABLE FOR DEPARTMENT OF PERSONNEL**

	TOTAL FUNDS	GENERAL FUND	CASH FUNDS	REAPPROPRIATED FUNDS	FEDERAL FUNDS	FTE
Central Services	(135,539)	81,948	(844,298)	626,811	0	4.4
Division of Accounts and Control	(3,713,043)	(328,119)	(1,590,048)	(1,794,876)	0	0.0
Administrative Courts	(171,836)	0	(15,000)	(156,836)	0	0.0
Division of Capital Assets	537,390	(6,950)	245,528	298,812	0	0.1
<b>TOTAL FY 2022-23 LONG BILL APPROPRIATION</b>	<b>\$230,446,221</b>	<b>\$22,926,329</b>	<b>\$11,477,215</b>	<b>\$196,042,677</b>	<b>\$0</b>	<b>424.8</b>
\$ Change from prior year	\$5,837,689	\$2,286,025	(\$2,373,591)	\$5,925,255	\$0	13.1
% Change from prior year	2.6%	11.1%	(17.1%)	3.1%	n/a	3.2%

**APPROPRIATION DETAIL BY LONG BILL DIVISION**

**EXECUTIVE DIRECTOR'S OFFICE:** This division is responsible for reviewing the Department's overall management and programs. The division also provides accounting and budgeting services for the department, and it includes the Colorado State Employees Assistance Program (C-SEAP) and the Office of the State Architect.

<b>EXECUTIVE DIRECTOR'S OFFICE</b>						
	TOTAL FUNDS	GENERAL FUND	CASH FUNDS	REAPPROPRIATED FUNDS	FEDERAL FUNDS	FTE
<b>FY 2021-22 Appropriation</b>	<b>\$27,136,300</b>	<b>\$10,129,929</b>	<b>\$1,858,694</b>	<b>\$15,147,677</b>	<b>\$0</b>	<b>40.0</b>
<b>CHANGES FROM FY 2021-22 APPROPRIATION</b>						
Technical adjustments	\$1,172,262	\$511,078	\$661,184	\$0	\$0	0.0
Centrally appropriated line items	1,091,266	780,173	(343,168)	654,261	0	0.0
Americans with Disabilities Act resources	466,198	466,198	0	0	0	1.0
State employee collective bargaining agreement provisions	300,000	0	86,624	213,376	0	3.0
Indirect cost assessment	252,126	(568,592)	0	820,718	0	0.0
Annualize prior year budget actions	180,541	683,367	(36,157)	(466,669)	0	0.0
Annualize prior year legislation	125,250	39,629	82,000	3,621	0	0.2
Integrated Document Solutions resources	83,869	0	0	83,869	0	0.0
Div. of Human Resources staffing	59,874	0	59,874	0	0	0.0
Impacts driven by other agencies	1,022	0	0	1,022	0	0.0
<b>TOTAL FY 2022-23 LONG BILL APPROPRIATION</b>	<b>\$30,868,708</b>	<b>\$12,041,782</b>	<b>\$2,369,051</b>	<b>\$16,457,875</b>	<b>\$0</b>	<b>44.2</b>
\$ Change from prior year	\$3,732,408	\$1,911,853	\$510,357	\$1,310,198	\$0	4.2
% Change from prior year	13.8%	18.9%	27.5%	8.6%	n/a	10.5%

**DIVISION OF HUMAN RESOURCES:** This division administers the State's classified personnel system, administers the employee benefits programs, manages statewide systems for payroll and employee databases, and operates the statewide risk management program, including the provision of liability, property, and workers' compensation.

<b>DIVISION OF HUMAN RESOURCES</b>						
	TOTAL FUNDS	GENERAL FUND	CASH FUNDS	REAPPROPRIATED FUNDS	FEDERAL FUNDS	FTE
<b>FY 2021-22 Appropriation</b>	<b>\$74,417,530</b>	<b>\$4,273,870</b>	<b>\$4,054,957</b>	<b>\$66,088,703</b>	<b>\$0</b>	<b>54.6</b>
<b>CHANGES FROM FY 2021-22 APPROPRIATION</b>						
Annualize prior year legislation	\$2,275,870	(\$677,437)	(\$956,415)	\$3,909,722	\$0	(0.6)
Centrally appropriated line items	1,471,011	0	0	1,471,011	0	0.0

DIVISION OF HUMAN RESOURCES						
	TOTAL FUNDS	GENERAL FUND	CASH FUNDS	REAPPROPRIATED FUNDS	FEDERAL FUNDS	FTE
State employee collective bargaining agreement provisions	1,074,990	1,074,990	0	0	0	1.0
Div. of Human Resources staffing	233,627	0	233,627	0	0	4.0
Annualize prior year budget actions	229,437	177,098	29,679	22,660	0	0.0
Risk Management adjustment	181,054	0	0	181,054	0	0.0
Indirect cost assessment	81,881	12,203	12,979	56,699	0	0.0
<b>TOTAL FY 2022-23 LONG BILL APPROPRIATION</b>	<b>\$79,965,400</b>	<b>\$4,860,724</b>	<b>\$3,374,827</b>	<b>\$71,729,849</b>	<b>\$0</b>	<b>59.0</b>
\$ Change from prior year	\$5,547,870	\$586,854	(\$680,130)	\$5,641,146	\$0	4.4
% Change from prior year	7.5%	13.7%	(16.8%)	8.5%	n/a	8.1%

**PERSONNEL BOARD:** This division houses the State Personnel Board, which has the authority to adopt, by rule, a uniform grievance procedure to be used by all state agencies for classified employees in the state personnel system. The Board adjudicates employment disputes within the state classified system and is responsible for promulgating rules to ensure that state employment is based on merit.

PERSONNEL BOARD						
	TOTAL FUNDS	GENERAL FUND	CASH FUNDS	REAPPROPRIATED FUNDS	FEDERAL FUNDS	FTE
<b>FY 2021-22 Appropriation</b>	<b>\$605,323</b>	<b>\$605,323</b>	<b>\$0</b>	<b>\$0</b>	<b>\$0</b>	<b>4.8</b>
CHANGES FROM FY 2021-22 APPROPRIATION						
Centrally appropriated line items	\$22,981	\$22,981	\$0	\$0	\$0	0.0
Annualize prior year budget actions	15,878	15,878	0	0	0	0.0
Annualize prior year legislation	1,580	1,580	0	0	0	0.0
<b>TOTAL FY 2022-23 LONG BILL APPROPRIATION</b>	<b>\$645,762</b>	<b>\$645,762</b>	<b>\$0</b>	<b>\$0</b>	<b>\$0</b>	<b>4.8</b>
\$ Change from prior year	\$40,439	\$40,439	\$0	\$0	\$0	0.0
% Change from prior year	6.7%	6.7%	n/a	n/a	n/a	0.0%

**DIVISION OF CENTRAL SERVICES:** This division is responsible for providing statewide support services such as print, document management, and mail services, and preserving and providing access to historic documents.

DIVISION OF CENTRAL SERVICES						
	TOTAL FUNDS	GENERAL FUND	CASH FUNDS	REAPPROPRIATED FUNDS	FEDERAL FUNDS	FTE
<b>FY 2021-22 Appropriation</b>	<b>\$36,298,843</b>	<b>\$1,466,334</b>	<b>\$2,224,432</b>	<b>\$32,608,077</b>	<b>\$0</b>	<b>123.5</b>
CHANGES FROM FY 2021-22 APPROPRIATION						
Integrated Document Solutions resources	\$4,897,237	\$0	\$0	\$4,897,237	\$0	6.0
Annualize prior year budget actions	175,974	29,791	0	146,183	0	0.0
Technical adjustments	43,118	43,118	0	0	0	0.0
Indirect cost assessment	40,747	0	0	40,747	0	0.0
Annualize prior year legislation	(5,292,615)	9,039	(844,298)	(4,457,356)	0	(1.6)
<b>TOTAL FY 2022-23 LONG BILL APPROPRIATION</b>	<b>\$36,163,304</b>	<b>\$1,548,282</b>	<b>\$1,380,134</b>	<b>\$33,234,888</b>	<b>\$0</b>	<b>127.9</b>
\$ Change from prior year	(\$135,539)	\$81,948	(\$844,298)	\$626,811	\$0	4.4
% Change from prior year	(0.4%)	5.6%	(38.0%)	1.9%	n/a	3.6%

**DIVISION OF ACCOUNTS AND CONTROL:** This division includes the Office of the State Controller in Financial Operations and Reporting, which manages statewide fiscal rules, conducts statewide financial reporting, provides policy and procedural guidance, and develops the statewide indirect cost allocation plan. CORE Operations oversees the Colorado Operations Resource Engine (CORE), the state's accounting system. Procurement and Contracts administers a statewide procurement program and meets the product and service needs of state agencies by negotiating contracts for goods and services.

DIVISION OF ACCOUNTS AND CONTROL						
	TOTAL FUNDS	GENERAL FUND	CASH FUNDS	REAPPROPRIATED FUNDS	FEDERAL FUNDS	FTE
<b>FY 2021-22 Appropriation</b>	<b>\$17,930,200</b>	<b>\$3,977,079</b>	<b>\$5,202,456</b>	<b>\$8,750,665</b>	<b>\$0</b>	<b>67.6</b>
CHANGES FROM FY 2021-22 APPROPRIATION						
Indirect cost assessment	\$110,192	\$0	\$0	\$110,192	\$0	0.0
Annualize prior year budget actions	100,509	42,640	0	57,869	0	0.0
Procurement card rebate refinance	0	(386,000)	386,000	0	0	0.0
CORE operations adjustment	(3,844,996)	0	(1,875,048)	(1,969,948)	0	0.0
Annualize prior year legislation	(78,748)	15,241	(101,000)	7,011	0	0.0
<b>TOTAL FY 2022-23 LONG BILL APPROPRIATION</b>	<b>\$14,217,157</b>	<b>\$3,648,960</b>	<b>\$3,612,408</b>	<b>\$6,955,789</b>	<b>\$0</b>	<b>67.6</b>
\$ Change from prior year	(\$3,713,043)	(\$328,119)	(\$1,590,048)	(\$1,794,876)	\$0	0.0
% Change from prior year	(20.7%)	(8.3%)	(30.6%)	(20.5%)	n/a	0.0%

**ADMINISTRATIVE COURTS:** This division provides an independent administrative law adjudication system for state agencies to resolve workers' compensation, human resources, and regulatory law cases. The Division offers a full range of alternative dispute resolution options, including evidentiary hearings, settlement conferences, and mediation. Approximately one-half of all hearings are related to workers' compensation cases.

ADMINISTRATIVE COURTS						
	TOTAL FUNDS	GENERAL FUND	CASH FUNDS	REAPPROPRIATED FUNDS	FEDERAL FUNDS	FTE
<b>FY 2021-22 Appropriation</b>	<b>\$5,003,679</b>	<b>\$0</b>	<b>\$129,382</b>	<b>\$4,874,297</b>	<b>\$0</b>	<b>44.7</b>
CHANGES FROM FY 2021-22 APPROPRIATION						
HCPF public health emergency resources	\$295,300	\$0	\$0	\$295,300	\$0	0.0
Annualize prior year budget actions	98,325	15,444	(8,522)	91,403	0	0.0
Technical adjustments	0	(15,444)	(6,478)	21,922	0	0.0
Annualize prior year legislation	(564,340)	0	0	(564,340)	0	0.0
Indirect cost assessment	(1,121)	0	0	(1,121)	0	0.0
<b>TOTAL FY 2022-23 LONG BILL APPROPRIATION</b>	<b>\$4,831,843</b>	<b>\$0</b>	<b>\$114,382</b>	<b>\$4,717,461</b>	<b>\$0</b>	<b>44.7</b>
\$ Change from prior year	(\$171,836)	\$0	(\$15,000)	(\$156,836)	\$0	0.0
% Change from prior year	(3.4%)	n/a	(11.6%)	(3.2%)	n/a	0.0%

**DIVISION OF CAPITAL ASSETS:** This division is responsible for providing statewide support services for assets owned and maintained by the State including the state fleet and leased space managed by Capitol Complex.

**DIVISION OF CAPITAL ASSETS**

	TOTAL FUNDS	GENERAL FUND	CASH FUNDS	REAPPROPRIATED FUNDS	FEDERAL FUNDS	FTE
FY 2021-22 Appropriation	\$63,173,457	\$187,769	\$380,885	\$62,604,803	\$0	76.5
Long Bill supplemental	43,200	0	0	43,200	0	0.0
<b>FY 2021-22 Adjusted Appropriation</b>	<b>\$63,216,657</b>	<b>\$187,769</b>	<b>\$380,885</b>	<b>\$62,648,003</b>	<b>\$0</b>	<b>76.5</b>
<b>CHANGES FROM FY 2021-22 APPROPRIATION</b>						
Annualize prior year budget actions	\$508,698	\$0	\$0	\$508,698	\$0	0.0
Annual fleet vehicle adjustment	412,425	0	0	412,425	0	0.0
Capitol Complex leased space contract and safety resources	245,528	0	245,528	0	0	0.0
Centrally appropriated line items	46,879	0	0	46,879	0	0.0
Technical adjustments	11,908	0	0	11,908	0	0.0
Impacts driven by other agencies	11,292	0	0	11,292	0	0.0
Indirect cost assessment	(497,032)	0	0	(497,032)	0	0.0
Annualize prior year legislation	(202,308)	(6,950)	0	(195,358)	0	0.1
<b>TOTAL FY 2022-23 LONG BILL APPROPRIATION</b>	<b>\$63,754,047</b>	<b>\$180,819</b>	<b>\$626,413</b>	<b>\$62,946,815</b>	<b>\$0</b>	<b>76.6</b>
\$ Change from prior year	\$537,390	(\$6,950)	\$245,528	\$298,812	\$0	0.1
% Change from prior year	0.9%	(3.7%)	64.5%	0.5%	n/a	0.1%

# DEPARTMENT OF PUBLIC HEALTH AND ENVIRONMENT

**Description:** The Department of Public Health and Environment is responsible for protecting and improving the health of the people of Colorado and ensuring the quality of Colorado's environment.

DEPARTMENT OF PUBLIC HEALTH AND ENVIRONMENT						
	TOTAL FUNDS	GENERAL FUND	CASH FUNDS	REAPPROPRIATED FUNDS	FEDERAL FUNDS	FTE
FY 2021-22 Appropriation	\$690,357,960	\$92,148,934	\$234,498,663	\$47,937,784	\$315,772,579	1,577.6
Long Bill Supplemental	(240,784)	0	(240,784)	0	0	(1.3)
<b>FY 2021-22 Adjusted Appropriation</b>	<b>\$690,117,176</b>	<b>\$92,148,934</b>	<b>\$234,257,879</b>	<b>\$47,937,784</b>	<b>\$315,772,579</b>	<b>1,576.3</b>
<b>CHANGES FROM FY 2021-22 APPROPRIATION</b>						
Air quality transformation	\$43,353,451	\$43,353,451	\$0	\$0	\$0	65.7
Centrally appropriated line items	19,531,736	7,907,696	2,782,005	442,147	8,399,888	0.0
Tobacco related adjustments	12,544,273	(38,203)	12,582,476	0	0	0.0
Nursing facility grant program	4,000,000	0	4,000,000	0	0	0.0
Residential care relief	3,385,000	3,385,000	0	0	0	0.0
Emergency medical and trauma services	2,000,000	2,000,000	0	0	0	0.0
Colorado general licensure health facility protection	1,000,000	1,000,000	0	0	0	0.0
Leave payouts	814,700	0	0	814,700	0	0.0
EPA permitting and inspection targets	734,634	0	734,634	0	0	0.0
School nurse grants	500,000	500,000	0	0	0	0.0
Colorado dairy protection	371,475	371,475	0	0	0	0.0
Administrative division policy staff	301,032	0	0	301,032	0	3.0
Stormwater training grants	300,000	0	300,000	0	0	0.0
Medical marijuana registry implementation	240,784	0	240,784	0	0	1.3
Enterprise phone system	194,765	0	0	194,765	0	0.0
Provider rate increase	184,632	147,524	37,108	0	0	0.0
Indirect cost assessment	152,371	0	185,864	18,574	(52,067)	0.0
BOLD grant matching funds	150,000	150,000	0	0	0	0.0
Other technical adjustments	23,401	0	23,401	0	0	0.0
Annualize prior year legislation	(23,352,397)	5,927,654	(28,847,817)	(754,720)	322,486	26.8
Annualize prior year budget actions	(260,644)	(1,182)	(1,098)	(258,364)	0	0.0
<b>TOTAL FY 2022-23 LONG BILL APPROPRIATION</b>	<b>\$756,286,389</b>	<b>\$156,852,349</b>	<b>\$226,295,236</b>	<b>\$48,695,918</b>	<b>\$324,442,886</b>	<b>1,673.1</b>
\$ Change from prior year	\$66,169,213	\$64,703,415	(\$7,962,643)	\$758,134	\$8,670,307	96.8
% Change from prior year	9.6%	70.2%	(3.4%)	1.6%	2.7%	6.1%

<sup>1</sup> Includes General Fund Exempt. Includes amounts that are exempt from the statutory limit on state General Fund appropriations pursuant to Section 24-75-201.1 (1)(a)(III)(A), C.R.S. See Appendix D for more information.

## DESCRIPTION OF INCREMENTAL CHANGES

**LONG BILL SUPPLEMENTAL:** The bill includes a decrease of \$240,784 cash funds and 1.3 FTE for changes to the appropriation related to the medical marijuana registry in H.B. 21-1317 (Regulating Marijuana Concentrates).

**AIR QUALITY TRANSFORMATION:** The bill includes a total increase of \$43.4 General Fund and 65.7 FTE in FY 2022-23. Of this amount, \$17.9 million will be used to increase air quality monitoring, establish an electric lawn equipment rebate program for public entities, and replace old monitoring equipment; and \$25.5 million is appropriated to the Stationary Sources Cash Fund.

**CENTRALLY APPROPRIATED LINE ITEMS:** The bill includes adjustments to centrally appropriated line items for the following: state contributions for health, life, and dental benefits; short-term disability; paid family and medical leave insurance; supplemental state contributions to the Public Employees' Retirement Association (PERA) pension fund; shift differential; salary survey; workers' compensation; legal services; administrative law judges; payment to risk management and property funds; Capitol complex leased space; payments to the Governor's Office of Information Technology (OIT); and CORE operations.

**TOBACCO RELATED ADJUSTMENTS:** The bill includes several adjustments for programs affected by Tobacco Master Settlement Agreement, Amendment 35, and Proposition EE revenue.

**NURSING FACILITY GRANT PROGRAM:** The bill includes an increase of \$4.0 million cash funds spending authority from the Nursing Home Penalty Cash Fund to fund grants outlined in S.B. 21-128 (Modification to Administration of the Nursing Home Penalty Cash Fund).

**RESIDENTIAL CARE RELIEF** The bill includes \$3.4 million General Fund to the Assisted Living Cash Fund and the General Licensure Cash Fund to correspond with proposed renewal fee cancellations for FY 2022-23.

**EMERGENCY MEDICAL & TRAUMA SERVICES (EMS) SUPPORT:** The bill includes a one-time appropriation of \$2.0 million General Fund to the Emergency Medical Services subaccount in the Highway Users Tax Fund in FY 2022-23. The appropriation is intended to supplement decreased revenue during the pandemic and seeks to fund additional EMS provider grants and increase funding to Regional Emergency Medical and Trauma Councils (RETACs).

**COLORADO GENERAL LICENSURE HEALTH FACILITY PROTECTION:** The bill includes a one-time \$1.0 million General Fund appropriation to the General Licensure Cash Fund in FY 2022-23 to supplement the cash fund balance as an alternative to increasing inspection fees on health care facilities.

**LEAVE PAYOUTS:** The bill includes an ongoing increase of \$0.8 million reappropriated funds from indirect cost recoveries to fund the Department leave payouts program, which is used to pay employees the balance of their unused leave when they depart.

**EPA PERMITTING AND INSPECTION TARGETS:** The bill includes an increase of \$0.7 million cash fund spending authority from the Public and Private Utilities Sector Cash Fund and Construction Sector Cash Fund in order to address construction permitting backlogs and meet EPA standards of a backlog of no more than 25 percent.

**SCHOOL NURSE GRANTS:** The bill includes an appropriation of \$0.5 million General Fund for FY 2022-23 and ongoing to provide an ongoing funding source for the School Nurse Grant Program as defined in H.B. 19-1203 (School Nurse Grant Program).

**COLORADO DAIRY PROTECTION:** The bill includes a \$0.4 million General Fund increase for FY 2022-23 to supplement the Department's milk program, which is currently funded from approximately 90 percent General Fund and 10 percent revenue from the Dairy Protection Cash Fund.

**ADMINISTRATIVE DIVISION POLICY STAFF:** The bill includes an increase of \$0.3 million reappropriated funds from indirect cost recoveries and 3.0 FTE in FY 2022-23 and beyond to hire three policy analysts within the Executive Directors Office.

**STORMWATER TRAINING GRANTS:** The bill includes an appropriation of \$0.3 million cash funds from the Water Quality Improvement Cash Fund for FY 2022-23 and ongoing to increase the number of stormwater training grants administered by the Department.



**MEDICAL MARIJUANA REGISTRY IMPLEMENTATION:** The bill includes an increase of \$0.2 million cash fund spending authority from the Medical Marijuana Program Cash Fund and 1.3 FTE for FY 2022-23 and a reduction to the current year appropriations by the same amount in order to delay implementation of parts of H.B. 21-1337 (regulate Marijuana Concentrates).

**ENTERPRISE PHONE SYSTEM:** The bill includes an increase of \$0.2 million reappropriated funds from indirect cost recoveries in FY 2022-23. The appropriation will address the instillation and ongoing contract costs of upgrading to a new Managed IP Communications phone system at three locations at the direction of the Governor’s Office of Information Technology (OIT).

**PROVIDER RATE INCREASE:** The bill includes an increase of \$0.2 million total funds, including \$0.1 million General Fund and \$37,108 cash funds from the Marijuana Tax Cash Fund, for a 2.0 percent provider rate increase for local public health agencies.

**INDIRECT COST ASSESSMENT:** The bill includes a net increase in adjustments to indirect costs across the Department.

**BOLD GRANT MATCHING FUNDS:** The bill includes an appropriation of \$2.0 million General Fund for the Department to apply for the Building our largest Dementia Infrastructure for Alzheimer’s Act grant from the federal government. Upon securing the appropriation the Department will receive up to \$0.5 million in federal matching funds.

**OTHER TECHNICAL ADJUSTMENTS:** The recommendation includes technical adjustments associated with a transfer to the Department of Law and a net zero alignment of funds relating to the annualization of several bills passed during the 2021 legislative session.

**ANNUALIZE PRIOR YEAR LEGISLATION:** The bill includes adjustments for the out-year impact of prior year legislation.

ANNUALIZE PRIOR YEAR LEGISLATION						
	TOTAL FUNDS	GENERAL FUND	CASH FUNDS	REAPPROPRIATED FUNDS	FEDERAL FUNDS	FTE
HB 21-1266 Environmental Justice	\$839,451	\$867,977	(\$28,526)	\$0	\$0	10.6
SB18-200 PERA unfunded liability	724,734	124,284	217,984	59,980	322,486	0.0
HB 21-1189 Regulate air toxics	712,290	800,000	(87,710)	0	0	2.2
SB 21-260 Sustainability of the transportation system	579,302	(1,702,187)	2,281,489	0	0	8.0
Annualize Long Bill supplemental	240,784	0	240,784	0	0	1.3
HB 21-1286 Energy performance for buildings	64,271	64,271	0	0	0	0.0
HB 19-1279 Reg of firefighting foam	55,278	55,278	0	0	0	0.7
HB21-1005 Health care reserve task force	38,367	38,367	0	0	0	0.1
SB 21-194 Maternal health providers	29,437	29,437	0	0	0	0.3
HB 21-1286 Energy performance for buildings	13,824	13,824	0	0	0	0.0
SB 21-158 Increase providers for seniors	0	0	0	0	0	(0.2)
SB 21-243 Public health infrastructure (GF Transfer)	0	0	0	0	0	0.0
SB 21-243 Public health infrastructure	(14,500,000)	6,590,149	(21,090,149)	0	0	0.0
SB 21-137 Behavioral health recovery	(6,650,000)	(750,000)	(5,900,000)	0	0	(1.0)
HB 22-1179 (Supplemental Bill)	(4,864,700)	(50,000)	(4,000,000)	(814,700)	0	0.0
HB 21-1317 Regulating marijuana concentrates	(168,952)	71,832	(240,784)	0	0	1.5
HB 19-1010 Freestanding emergency department	(109,625)	0	(109,625)	0	0	(1.6)
SB 21-1001 Sunset direct entry midwives	(80,080)	0	(80,080)	0	0	(0.6)

ANNUALIZE PRIOR YEAR LEGISLATION						
	TOTAL FUNDS	GENERAL FUND	CASH FUNDS	REAPPROPRIATED FUNDS	FEDERAL FUNDS	FTE
HB 21-1251 Appropriate use of chemical restraint	(68,061)	(68,061)	0	0	0	(0.3)
HB 19-1237 License behavioral health	(67,381)	(36,181)	(31,200)	0	0	4.3
HB 21-1085 Secure Transportation	(46,490)	(46,490)	0	0	0	(0.6)
SB 21-193-Protect pregnant people	(35,858)	(35,858)	0	0	0	(0.4)
SB 21-264 Reduce greenhouse gas	(26,232)	(26,232)	0	0	0	0.1
SB 21-006 Human remains natural soil	(20,000)	0	(20,000)	0	0	0.0
SB 21-181 Equity strategic plan	(8,970)	(8,970)	0	0	0	0.2
HB 21-1171 Kidney disease task force	(3,208)	(3,208)	0	0	0	0.0
HB 21-1281 Community behavioral health	(436)	(436)	0	0	0	0.2
HB 21-1299 Office of gun violence prevention	(142)	(142)	0	0	0	2.0
<b>TOTAL</b>	<b>(\$23,352,397)</b>	<b>\$5,927,654</b>	<b>(\$28,847,817)</b>	<b>(\$754,720)</b>	<b>\$322,486</b>	<b>26.8</b>

**ANNUALIZE PRIOR YEAR BUDGET ACTIONS:** The bill includes a decrease of \$0.3 million total funds, including \$1,182 General Fund for adjustments for the out-year impact of prior year policy changes, including salary survey and state lab maintenance.

## SUMMARY OF CHANGES BY LONG BILL DIVISION

SUMMARY TABLE FOR DEPARTMENT OF PUBLIC HEALTH AND ENVIRONMENT						
	TOTAL FUNDS	GENERAL FUND <sup>1</sup>	CASH FUNDS	REAPPROPRIATED FUNDS	FEDERAL FUNDS	FTE
FY 2021-22 Appropriation	\$690,357,960	\$92,148,934	\$234,498,663	\$47,937,784	\$315,772,579	1,577.6
Long Bill Supplemental	(240,784)	0	(240,784)	0	0	(1.3)
<b>FY 2021-22 Adjusted Appropriation</b>	<b>\$690,117,176</b>	<b>\$92,148,934</b>	<b>\$234,257,879</b>	<b>\$47,937,784</b>	<b>\$315,772,579</b>	<b>1,576.3</b>
<b>CHANGES FROM FY 2021-22 BY LONG BILL DIVISION</b>						
Administration and Support	\$23,194,313	\$19,616,677	(\$5,253,714)	\$598,252	\$8,233,098	7.2
Center for Health and Environmental Information	376,675	45,441	328,528	147	2,559	1.5
Division of Disease Control and Public Health Response	(13,603,135)	(3,222,248)	(10,638,948)	27,818	230,243	0.3
Air Pollution Control Division	43,336,102	40,958,308	2,372,228	0	5,566	82.6
Water Quality Control Division	1,548,423	228,424	1,223,915	1,463	94,621	0.7
Hazardous Materials and Waste Management Division	397,869	0	339,822	5,355	52,692	0.0
Office of HIV, Viral Hepatitis and STI's	876,565	(500,000)	1,369,837	0	6,728	0.0
Division of Environmental Health and Sustainability	805,642	723,158	77,178	2,473	2,833	0.0
Prevention Services Division	2,729,063	544,720	2,146,591	3,039	34,713	1.1
Health Facilities and Emergency Medical Services Division	6,507,696	6,308,935	71,920	119,587	7,254	0.8
<b>TOTAL FY 2022-23 LONG BILL APPROPRIATION</b>	<b>\$756,286,389</b>	<b>\$156,852,349</b>	<b>\$226,295,236</b>	<b>\$48,695,918</b>	<b>\$324,442,886</b>	<b>1,673.0</b>
\$ Change from prior year	\$66,169,213	\$64,703,415	(\$7,962,643)	\$758,134	\$8,670,307	94.2
% Change from prior year	9.6%	69.9%	(3.4%)	1.6%	2.7%	6.0%

<sup>1</sup> Includes General Fund Exempt. See Appendix D for more information.

## APPROPRIATION DETAIL BY LONG BILL DIVISION

**ADMINISTRATION AND SUPPORT:** This division is comprised of three subdivisions: Administration, Office of Health Equity, and Office of Public Health Practice, Planning, and Local Partnerships.

(A) Administration - This subdivision provides department-wide administrative services including: accounting, budgeting, human resources, and purchasing. The appropriations for this subdivision include funds for expenses incurred through the provision of department-wide services, and centrally appropriated personnel line items like salary survey and health, life and dental. Funding for this subdivision is primarily from reappropriated funds from departmental indirect cost recoveries with a small amount from Medicaid reappropriated funds. This subdivision also receives appropriations from the General Fund, cash funds including the AIR subaccount of the Highway Users Tax Fund, and federal funds.

(B) Office of Health Equity - This subdivision provides grants for health initiatives aimed at reducing and eliminating disparities in the provision of health services across the state. Funding for this subdivision is primarily Amendment 35 tobacco tax revenue that is transferred into the Health Disparities Grant Fund, and a small amount of General Fund for the Necessary Document Assistance Program.

(C) Office of Public Health Practice, Planning, and Local Partnerships - This subdivision oversees the distribution of state funds to local public health agencies. Funding for this subdivision is a combination of General Fund, cash funds from the Marijuana Tax Cash Fund, and federal funds.

ADMINISTRATION AND SUPPORT						
	TOTAL FUNDS	GENERAL FUND	CASH FUNDS	REAPPROPRIATED FUNDS	FEDERAL FUNDS	FTE
<b>FY 2021-22 Appropriation</b>	<b>\$104,630,828</b>	<b>\$25,091,706</b>	<b>\$28,096,861</b>	<b>\$36,733,047</b>	<b>\$14,709,214</b>	<b>107.1</b>
<b>CHANGES FROM FY 2021-22 APPROPRIATION</b>						
Centrally appropriated line items	\$19,531,736	\$7,907,696	\$2,782,005	\$442,147	\$8,399,888	0.0
Tobacco related adjustments	2,966,350	0	2,966,350	0	0	0.0
Air quality transformation	1,557,367	1,557,367	0	0	0	0.0
Leave payouts	814,700	0	0	814,700	0	0.0
Other technical adjustments	679,466	568,389	111,077	0	0	4.0
Administrative division policy staff	301,032	0	0	301,032	0	3.0
Enterprise phone system	194,765	0	0	194,765	0	0.0
Provider rate increase	184,632	147,524	37,108	0	0	0.0
EPA permitting and inspection targets	0	0	0	0	0	0.0
Annualize prior year budget actions	(2,306,522)	(496,476)	(1,420,742)	(389,304)	0	0.0
Annualize prior year legislation	(617,136)	9,932,177	(9,787,195)	(775,018)	12,900	0.2
Indirect cost assessment	(112,077)	0	57,683	9,930	(179,690)	0.0
<b>TOTAL FY 2022-23 LONG BILL APPROPRIATION</b>	<b>\$127,825,141</b>	<b>\$44,708,383</b>	<b>\$22,843,147</b>	<b>\$37,331,299</b>	<b>\$22,942,312</b>	<b>114.3</b>
\$ Change from prior year	\$23,194,313	\$19,616,677	(\$5,253,714)	\$598,252	\$8,233,098	7.2
% Change from prior year	22.2%	78.2%	(18.7%)	1.6%	56.0%	6.7%

**CENTER FOR HEALTH AND ENVIRONMENTAL INFORMATION:** This division is comprised of four subdivisions including: Administration, Health Statistics and Vital Records, Medical Marijuana Registry, and Health Data Programs and Information.

(A) Administration and Support - This subdivision provides division-wide services to the three programs within the division. Funding for this subdivision is from General Fund, cash funds from the Vital Statistics Records Cash Funds, and departmental indirect cost recoveries.

(B) Health Statistics and Vital Records - This subdivision is responsible for the maintenance of Colorado birth, death, marriage, divorce, and other vital records-related certificates. The subdivision administers the Voluntary Adoption Registry, which facilitates voluntary contact between Colorado-born adoptees 18 years of age and older and their birth parents. Division staff provide training on vital records rules, regulations and statutes to individuals and local public health agencies. Data users include the Centers for Disease Control and Prevention, local public health agencies, and epidemiologists. This subdivision is primarily funded with cash funds from the Vital Statistic Records Cash Fund and federal funds.

(C) Medical Marijuana Registry - This subdivision serves as the state database for all individuals who have satisfied the medical requirements to use medical marijuana and have paid the Medical Marijuana Registry fee. The Medical Marijuana Registry is entirely cash funded by the Medical Marijuana Program Cash Fund.

(D) Health Data Programs and Information - This subdivision houses a number of the Department's health data programs which gather health data and survey information including the Cancer Registry and the Birth Defects Monitoring Program. The subdivision also manages the funding to connect a number of the health data systems with the statewide Health Information Exchange, and funding for Local Public Health Agencies to build electronic health records that can communicate with the Health Information Exchange. Funding for this subdivision consists of General Fund, cash funds from the Vital Statistics Records Cash Fund, and federal funds.

CENTER FOR HEALTH AND ENVIRONMENTAL INFORMATION						
	TOTAL FUNDS	GENERAL FUND	CASH FUNDS	REAPPROPRIATED FUNDS	FEDERAL FUNDS	FTE
FY 2021-22 Appropriation	\$11,844,209	\$951,717	\$6,396,482	\$5,887	\$4,490,123	100.3
Long Bill Supplemental	(240,784)	0	(240,784)	0	0	(1.3)
<b>FY 2021-22 Adjusted Appropriation</b>	<b>\$11,603,425</b>	<b>\$951,717</b>	<b>\$6,155,698</b>	<b>\$5,887</b>	<b>\$4,490,123</b>	<b>99.0</b>
<b>CHANGES FROM FY 2021-22 APPROPRIATION</b>						
Medical marijuana registry implementation	\$240,784	\$0	\$240,784	\$0	\$0	1.3
Annualize prior year budget actions	135,077	19,340	115,610	127	0	0.0
Indirect cost assessment	6,964	0	4,405	0	2,559	0.0
Other technical adjustments	0	0	0	0	0	0.0
Annualize prior year legislation	(6,150)	26,101	(32,271)	20	0	2.8
<b>TOTAL FY 2022-23 LONG BILL APPROPRIATION</b>	<b>\$11,980,100</b>	<b>\$997,158</b>	<b>\$6,484,226</b>	<b>\$6,034</b>	<b>\$4,492,682</b>	<b>103.1</b>
\$ Change from prior year	\$376,675	\$45,441	\$328,528	\$147	\$2,559	4.1
% Change from prior year	3.2%	4.8%	5.3%	2.5%	0.1%	4.1%

**DISEASE CONTROL AND PUBLIC HEALTH RESPONSE:** This division was created by a Long Bill reorganization beginning in FY 2021-22, which combines the Laboratory Services, Disease Control, and Emergency Preparedness and Response divisions into this single division.

(A) Administration - This subdivision provides division-wide services to the programs within the division. Funding for this subdivision is from General Fund, cash funds, reappropriated funds and federal funds.

(B) General Disease Control and Surveillance – This subdivision is responsible for maintenance and monitoring of the disease-monitoring network and operation of the Immunization Program. The Immunization Program consists of the following:

- The Immunization Outreach Program provides free immunization clinics around the state.
- The Colorado Immunization Information System houses immunization records, allowing health care providers to easily check a child's immunization status during a health care visit and to ensure that a child is up-to-date on immunizations and not over-immunized.
- The Immunization Program also provides grants to local public health agencies for the operation of immunization clinics.

This subdivision also houses the Marijuana Health Effects Monitoring Program which is responsible for researching the health impacts of marijuana use. Additionally, beginning in FY 2016-17, the subdivision receives funding for retail marijuana health research grants. This subdivision is funded by General Fund, cash funds from the Tobacco Master Settlement Agreement, the Marijuana Tax Cash Fund, and federal funds.

(C) Laboratory Services - This subdivision is comprised of two sections:

Chemistry and Microbiology Section - This section performs the following activities: analyzing blood and tissue specimens, testing for newborn genetic disorders, diagnostic testing for bacterial diseases, analysis for disease outbreaks, and water and environmental testing. Funding for this section includes General Fund; cash funds from the Laboratory Cash Fund, the Newborn Screening and Genetics Counseling Cash Funds, and the Marijuana Tax Cash Fund; and federal funds.

Certification Section - This section certifies private medical laboratories, environmental laboratories, including water testing laboratories, on-site dairy laboratories, and the state and local law enforcement breath-alcohol testing devices (intoxilyzers) used throughout the state. This section is also responsible for surveying private marijuana testing laboratories and making certification recommendations to the Department of Revenue. Funding for this section is from the Law Enforcement Assistance Cash Fund, the Laboratory Cash Fund, and federal funds.

(D) Office of Emergency Preparedness and Response - The Office develops and implements emergency response plans to enable the Department to protect health and ensure medical response for victims when an emergency occurs in Colorado. The Office works to ensure that the Department and local public health and medical agencies have plans for responding to emergency events and administering medication in mass quantities to all citizens in Colorado. Funding for this division includes General Fund and federal funds. Additional responsibilities of the Office include:

- Training of health and medical professionals on the latest response protocols, including the National Incident Management System.
- Ensuring that public health and medical programs are integrated with law enforcement, the Division of Emergency Management and other state departments critical to the State's response.
- Providing emergency preparedness education and training to Department employees, as well as medical and public health partners.
- Ensuring the rapid receipt, storage and distribution of the Strategic National Stockpile (SNS) supplies and medications during an emergency.
- Activation of the Department Emergency Operations Center (DOC) during emergency situations.
- Coordinating and enhancing the capacity of the Emergency System for Advance Registration of Volunteer Health Professionals, which enables the Colorado Hospital Preparedness Program to expand and integrate the Colorado Medical Reserve Corps to prepare volunteers for an all-hazards response.

- Fulfilling responsibilities as the state lead agency for behavioral health during and after an emergency event to assist individuals and communities recovering from the challenging effects of natural and human-caused disasters through the provision of community-based outreach and psycho educational services.

The amount of federal money this subdivision receives is driven by formulas that are based in part on state population. If the state accepts the federal funds, the state must provide the required match amount.

DIVISION OF DISEASE CONTROL AND PUBLIC HEALTH RESPONSE						
	TOTAL FUNDS	GENERAL FUND <sup>1</sup>	CASH FUNDS	REAPPROPRIATED FUNDS	FEDERAL FUNDS	FTE
FY 2021-22 Appropriation	\$126,464,055	\$24,631,752	\$24,153,909	\$828,518	\$76,849,876	333.3
<b>FY 2021-22 Adjusted Appropriation</b>	<b>\$126,464,055</b>	<b>\$24,631,752</b>	<b>\$24,153,909</b>	<b>\$828,518</b>	<b>\$76,849,876</b>	<b>333.3</b>
<b>CHANGES FROM FY 2021-22 APPROPRIATION</b>						
Tobacco related adjustments	\$315,213	(\$38,203)	\$353,416	\$0	\$0	0.0
Annualize prior year budget actions	249,882	153,907	73,664	22,311	0	0.0
Indirect cost assessment	58,076	0	12,827	2,048	43,201	0.0
Annualize prior year legislation	(14,226,306)	(3,337,952)	(11,078,855)	3,459	187,042	0.3
<b>TOTAL FY 2022-23 LONG BILL APPROPRIATION</b>	<b>\$112,860,920</b>	<b>\$21,409,504</b>	<b>\$13,514,961</b>	<b>\$856,336</b>	<b>\$77,080,119</b>	<b>333.6</b>
\$ Change from prior year	(\$13,603,135)	(\$3,222,248)	(\$10,638,948)	\$27,818	\$230,243	0.3
% Change from prior year	(10.8%)	(13.1%)	(44.0%)	3.4%	0.3%	0.1%

<sup>1</sup>Includes General Fund Exempt. Includes amounts that are exempt from the statutory limit on state General Fund appropriations pursuant to Section 24-75-201.1 (1)(a)(III)(A), C.R.S. See Appendix D for more information.

**AIR POLLUTION CONTROL DIVISION:** This division is comprised of four subdivisions: Administration, Technical Services, Mobile Sources, and Stationary Sources.

(A) Administration - This subdivision provides administrative support to the Air Quality Control Commission and manages the implementation of air programs by the other subdivisions. This subdivision is funded by cash funds, including the Stationary Sources Control Fund, and federal funds.

(B) Technical Services - This subdivision is responsible for measuring Colorado's air quality, compliance with the National Ambient Air Quality Standards, and the issuance of air quality forecasts and advisories. The subdivision houses three distinct programs: Air Quality Monitoring; Modeling and Analysis; and Visibility and Risk Assessment. Funding for this subdivision is from cash funds, including the Department's subaccount of the Highway Users Tax Fund and the Stationary Sources Control Fund, and federal funds.

(C) Mobile Sources - This subdivision is comprised of the Research and Support Program which contains four subprograms: (1) the High Altitude Testing Program, (2) the Oxygenated Fuel Program, (3) the Clean Fuel Fleet Program, and (4) the Inspection and Maintenance Program. The Inspection and Maintenance Program works to reduce motor vehicle-related pollution through the inspection and emissions-related repair of motor vehicles. Emissions testing of gas and diesel powered vehicles are required when registering, renewing, or selling vehicles within the program areas along Colorado's Front Range. Funding for this subdivision is primarily from the Department's subaccount of the Highway Users Tax Fund and a small amount of federal funds.

(D) Stationary Sources - This subdivision is responsible for controlling and reducing air pollutants from stationary sources (i.e., factories, power plants, wood stoves, etc.) through permits, monitoring, and inspections of stationary sources that emit air pollutants. The subdivision houses the following three programs: the Inventory and Support

Services Program, the Permits and Compliance Assurance Program, and the Hazardous and Toxic Control Program. Subdivision staff permit, monitor, and inspect stationary source air pollution emitters. The majority of funding for this subdivision consists of cash funds from the Stationary Sources Control Fund and a small amount of federal funds.

AIR POLLUTION CONTROL DIVISION						
	TOTAL FUNDS	GENERAL FUND	CASH FUNDS	REAPPROPRIATED FUNDS	FEDERAL FUNDS	FTE
<b>FY 2021-22 Appropriation</b>	<b>\$31,963,392</b>	<b>\$4,054,823</b>	<b>\$23,181,115</b>	<b>\$0</b>	<b>\$4,727,454</b>	<b>237.1</b>
<b>CHANGES FROM FY 2021-22 APPROPRIATION</b>						
Air quality transformation	\$41,496,084	\$41,496,084	\$0	\$0	\$0	65.7
Annualize prior year legislation	2,027,906	8,580	2,019,326	0	0	20.9
Annualize prior year budget actions	457,287	22,033	435,254	0	0	0.0
Indirect cost assessment	34,291	0	28,725	0	5,566	0.0
Other technical adjustments	(679,466)	(568,389)	(111,077)	0	0	(4.0)
<b>TOTAL FY 2022-23 LONG BILL APPROPRIATION</b>	<b>\$75,299,494</b>	<b>\$45,013,131</b>	<b>\$25,553,343</b>	<b>\$0</b>	<b>\$4,733,020</b>	<b>319.7</b>
\$ Change from prior year	\$43,336,102	\$40,958,308	\$2,372,228	\$0	\$5,566	82.6
% Change from prior year	135.6%	1,010.1%	10.2%	0.0%	0.1%	34.8%

**WATER QUALITY CONTROL DIVISION:** This division is comprised of four subdivisions: Administration, Clean Water Sectors, Clean Water Program, and Drinking Water Program.

(A) Administration - This subdivision provides management and support staff for the Water Quality Control Commission, clerical support for other subdivisions, and maintains a centralized records system for the Division. This subdivision is responsible for training and certifying the operators of all water and wastewater treatment facilities in the state. Funding for this subdivision is from the General Fund, various division cash funds including the Water Quality Control Fund and the Drinking Water Fund, and federal funds.

(B) Clean Water Sectors - This subdivision is responsible for issuing discharge permits, monitoring compliance with permits, conducting inspections, providing technical assistance, and as necessary, pursuing enforcement actions for the six industry sectors. The sectors are construction, commerce and industry, municipal separate storm sewer systems, pesticides, public and private utilities, and water quality certification. Funding for the Sectors is from the General Fund, cash funds from the sector specific cash funds, and federal funds.

(C) Clean Water Program - This subdivision funds grants and contracts primarily to local governments for the Non-Point Source Program and the Water Quality Improvement Program. Funding for this subdivision is from the General Fund, the Water Quality Improvement Fund, reappropriated funds from the Department of Agriculture, and federal funds.

(D) Drinking Water Program - This subdivision is established under the federal Safe Drinking Water Act and implements measures to ensure that public water systems throughout Colorado provide safe drinking water for Colorado citizens. Funding for this subdivision is from the General Fund, the Drinking Water Cash Fund, and federal funds.

WATER QUALITY CONTROL DIVISION						
	TOTAL FUNDS	GENERAL FUND	CASH FUNDS	REAPPROPRIATED FUNDS	FEDERAL FUNDS	FTE
<b>FY 2021-22 Appropriation</b>	<b>\$27,665,011</b>	<b>\$5,109,990</b>	<b>\$7,856,087</b>	<b>\$95,202</b>	<b>\$14,603,732</b>	<b>180.7</b>

WATER QUALITY CONTROL DIVISION						
	TOTAL FUNDS	GENERAL FUND	CASH FUNDS	REAPPROPRIATED FUNDS	FEDERAL FUNDS	FTE
<b>CHANGES FROM FY 2021-22 APPROPRIATION</b>						
EPA permitting and inspection targets	\$734,634	\$0	\$734,634	\$0	\$0	0.0
Stormwater training grants	300,000	0	300,000	0	0	0.0
Annualize prior year budget actions	298,024	141,840	154,917	1,267	0	0.0
Annualize prior year legislation	187,937	86,584	23,761	196	77,396	0.7
Indirect cost assessment	27,828	0	10,603	0	17,225	0.0
<b>TOTAL FY 2022-23 LONG BILL APPROPRIATION</b>	<b>\$29,213,434</b>	<b>\$5,338,414</b>	<b>\$9,080,002</b>	<b>\$96,665</b>	<b>\$14,698,353</b>	<b>181.4</b>
\$ Change from prior year	\$1,548,423	\$228,424	\$1,223,915	\$1,463	\$94,621	0.7
% Change from prior year	5.6%	4.5%	15.6%	1.5%	0.6%	0.4%

**HAZARDOUS MATERIALS AND WASTE MANAGEMENT DIVISION:** This division is comprised of six subdivisions: Administration, Hazardous Waste Control Program, Solid Waste Control Program, Contaminated Site Cleanups and Remediation Programs, Radiation Management, and the Waste Tire Program.

(A) Administration - This subdivision provides division-wide administrative and management support services. Funding for this subdivision is from divisional cash funds including the Hazardous Substance Response Fund, reappropriated funds from the Department of Local Affairs, and federal funds.

(B) Hazardous Waste Control Program - This subdivision has four primary responsibilities: permitting, compliance assurance, corrective action, and compliance assistance. This program monitors compliance and enforces hazardous waste regulations for over 500 large-quantity hazardous waste generators, 3,000 small generators, hazardous waste transporters, and 50 hazardous waste treatment, storage and disposal facilities. Funding for this subdivision is from the Hazardous Waste Service Fee and Illegal Drug Laboratory Funds, and federal funds.

(C) Solid Waste Control Program - This subdivision is responsible for the regulation of all solid waste management facilities in Colorado, including landfills, composting facilities, recycling facilities, transfer facilities, certain types of waste surface impoundments, asbestos waste facilities, solid waste incinerators, and medical waste facilities. Funding for this subdivision is from cash funds, including the Solid Waste Management Fund and the Radiation Control Fund.

(D) Contaminated Site Cleanups and Remediation Programs - This subdivision is comprised of the following programs and is funded primarily from the Hazardous Substance Response Fund and federal funds.

- The Superfund Program works with the federal Environmental Protection Agency as either the lead agency or support agency in the review and implementation of cleanup plans and oversight of the cleanup work at superfund sites. Funding for cleanup of the Rocky Mountain Arsenal superfund site is included in this program.
- The Contaminated Site Cleanups Program works to facilitate the cleanup of contaminated sites that have not been designated as superfund sites.
- The subdivision provides the Department of Law with technical support relating to the federal Comprehensive Environmental Response, Compensation, and Liability Act (CERCLA).
- The Uranium Mill Tailings Remedial Action Program assists local governments in managing mill tailings that were not removed during cleanup and are disturbed during road work or other renewal or building activities.
- The Rocky Flats Program is responsible for monitoring long-term operations and maintenance of continuing remedy components (i.e., ground water cleanups, and landfill caps), and closing out the administrative aspects of the regulatory process for site remediation at Rocky Flats.



(E) Radiation Management - This subdivision provides regulatory services for radioactive materials through the review of license applications and inspections of facilities; administration of contract services with local public health agencies for indoor radon testing, prevention, and education; and monitoring low-level radioactive waste producers by ensuring proper and economically sound disposal. Funding for this subdivision is primarily from the Radiation Control Fund and federal funds.

(F) Waste Tire Program - This subdivision is responsible for regulating the reuse and disposal of waste tires including: regulation of waste tire haulers and facilities that generate, collect, store, process and/or use waste tires; awarding grants to local agencies for equipment, training and other activities related to prevention and response to waste tire fires; developing initiatives designed to encourage the recycling or reuse of waste tires; and payment of rebates to waste tire end users. Funding for this subdivision is from cash funds from the \$2.00 fee on waste tires.

HAZARDOUS MATERIALS AND WASTE MANAGEMENT DIVISION						
	TOTAL FUNDS	GENERAL FUND	CASH FUNDS	REAPPROPRIATED FUNDS	FEDERAL FUNDS	FTE
<b>FY 2021-22 Appropriation</b>	<b>\$43,039,754</b>	<b>\$0</b>	<b>\$23,803,178</b>	<b>\$307,267</b>	<b>\$18,929,309</b>	<b>112.5</b>
CHANGES FROM FY 2021-22 APPROPRIATION						
Annualize prior year budget actions	\$263,795	\$0	\$259,227	\$4,568	\$0	0.0
Annualize prior year legislation	85,616	0	39,760	708	45,148	0.0
Indirect cost assessment	25,057	0	17,434	79	7,544	0.0
Other technical adjustments	23,401	0	23,401	0	0	0.0
<b>TOTAL FY 2022-23 LONG BILL APPROPRIATION</b>	<b>\$43,437,623</b>	<b>\$0</b>	<b>\$24,143,000</b>	<b>\$312,622</b>	<b>\$18,982,001</b>	<b>112.5</b>
\$ Change from prior year	\$397,869	\$0	\$339,822	\$5,355	\$52,692	0.0
% Change from prior year	0.9%	0.0%	1.4%	1.7%	0.3%	0.0%

**OFFICE OF HIV, VIRAL HEPATITIS, AND STI'S:** This division was created in FY 2021-22 by a Long Bill reorganization. The office has been moved from the Disease Control division and is responsible for disease control programs that are designed to control and prevent certain communicable diseases including: sexually transmitted infections, HIV, AIDS, and hepatitis. This division is funded by General Fund, cash funds from the Tobacco Master Settlement Agreement, and federal funds.

OFFICE OF HIV, VIRAL HEPATITIS AND STI'S						
	TOTAL FUNDS	GENERAL FUND	CASH FUNDS	REAPPROPRIATED FUNDS	FEDERAL FUNDS	FTE
<b>FY 2021-22 Appropriation</b>	<b>\$36,867,954</b>	<b>\$2,445,977</b>	<b>\$10,398,281</b>	<b>\$15,252</b>	<b>\$24,008,444</b>	<b>52.6</b>
CHANGES FROM FY 2021-22 APPROPRIATION						
Tobacco related adjustments	\$3,363,611	\$0	\$3,363,611	\$0	\$0	0.0
Indirect cost assessment	8,735	0	2,007	0	6,728	0.0
Annualize prior year budget actions	3,658	0	3,658	0	0	0.0
Annualize prior year legislation	(2,499,439)	(500,000)	(1,999,439)	0	0	0.0
<b>TOTAL FY 2022-23 LONG BILL APPROPRIATION</b>	<b>\$37,744,519</b>	<b>\$1,945,977</b>	<b>\$11,768,118</b>	<b>\$15,252</b>	<b>\$24,015,172</b>	<b>52.6</b>
\$ Change from prior year	\$876,565	(\$500,000)	\$1,369,837	\$0	\$6,728	0.0
% Change from prior year	2.4%	(20.4%)	13.2%	0.0%	0.0%	0.0%

**DIVISION OF ENVIRONMENTAL HEALTH AND SUSTAINABILITY:** This division is responsible for providing services that assure safe restaurants, schools, and child care facilities; assures the safety of food from production to consumption; maintains acceptable conditions in state correctional and tanning facilities; protects land, water and air quality resources affected by the agricultural animal feeding industry; and protects and improves Colorado's environment through programs that conserve and reuse resources, prevent pollution, and advance the principles of sustainable development. This division is funded by General Fund, cash funds, reappropriated funds, and federal funds. The major sources of cash funds are from license fees for businesses. Reappropriated funds are from the Departments of Corrections and Human Services for the inspection of institutions and child care facilities.

DIVISION OF ENVIRONMENTAL HEALTH AND SUSTAINABILITY						
	TOTAL FUNDS	GENERAL FUND	CASH FUNDS	REAPPROPRIATED FUNDS	FEDERAL FUNDS	FTE
<b>FY 2021-22 Appropriation</b>	<b>\$13,398,180</b>	<b>\$2,030,447</b>	<b>\$9,016,066</b>	<b>\$111,730</b>	<b>\$2,239,937</b>	<b>55.3</b>
<b>CHANGES FROM FY 2021-22 APPROPRIATION</b>						
Colorado dairy protection	\$371,475	\$371,475	\$0	\$0	\$0	0.0
Air quality transformation	300,000	300,000	0	0	0	0.0
Annualize prior year budget actions	105,790	42,338	61,311	2,141	0	0.0
Annualize prior year legislation	19,080	9,345	9,403	332	0	0.0
Indirect cost assessment	9,297	0	6,464	0	2,833	0.0
<b>TOTAL FY 2022-23 LONG BILL APPROPRIATION</b>	<b>\$14,203,822</b>	<b>\$2,753,605</b>	<b>\$9,093,244</b>	<b>\$114,203</b>	<b>\$2,242,770</b>	<b>55.3</b>
\$ Change from prior year	\$805,642	\$723,158	\$77,178	\$2,473	\$2,833	0.0
% Change from prior year	6.0%	35.6%	0.9%	2.2%	0.1%	0.0%

**PREVENTION SERVICES DIVISION:** This division is comprised of the following five subdivisions: Administration, Chronic Disease Prevention Programs, Primary Care Office, Family and Community Health, and Nutrition Services.

(A) Administration - This subdivision provides administrative services to the other division programs. Funding for this subdivision is from the General Fund, various division cash funds, and federal funds.

(B) Chronic Disease Prevention Programs - This subdivision provides targeted prevention services for specific chronic diseases including: breast and cervical cancer, lung cancer, and cardiovascular and chronic pulmonary disease. This subdivision also includes oral health programs and tobacco cessation, education, and prevention programs. Funding for this subdivision includes the Prevention, Early Detection, and Treatment Fund and the Tobacco Education Programs Fund which receive revenue from the Amendment 35 tobacco tax, Medicaid reappropriated funds, and federal funds.

(C) Primary Care Office - This subdivision assesses the need for primary health care professionals in various parts of the state and directs incentives to qualified professionals and clinics willing to serve in areas that are short of providers. Funding for this subdivision includes General Fund, cash funds from the Tobacco Master Settlement Agreement, and federal funds.

(D) Family and Community Health - This subdivision includes the following three program areas: (1) Women's Health Programs, (2) Children and Youth Programs, and (3) Injury, Suicide, and Violence Prevention Programs. Women's Health Programs include health and family planning services for low-income women, prenatal and postpartum services, and counseling and education to low-income pregnant women and their newborns. Children and Youth

Programs include the children with special needs health care program, genetics counseling for children with possible genetic disorders, and school-based health centers. Injury, Suicide and Prevention Programs include suicide and injury prevention programs. Funding for this subdivision includes General Fund, cash funds from the Newborn Screening and Genetic Counseling Cash Funds and the Marijuana Tax Cash Fund, and federal funds.

(E) Nutrition Services - This subdivision includes the Women, Infants and Children (WIC) Nutrition Program and the Child and Adult Food Care Program. WIC provides a monthly check to low-income (185.0 percent of federal poverty guidelines) women and children who are at-risk of poor nutritional outcomes. The Child and Adult Food Care Program provides reimbursement for nutritious foods to participating child care centers, Head Start programs, family day care homes, and adult day care centers. These programs are entirely federally funded.

PREVENTION SERVICES DIVISION						
	TOTAL FUNDS	GENERAL FUND	CASH FUNDS	REAPPROPRIATED FUNDS	FEDERAL FUNDS	FTE
<b>FY 2021-22 Appropriation</b>	<b>\$254,009,215</b>	<b>\$25,704,489</b>	<b>\$76,100,266</b>	<b>\$3,085,503</b>	<b>\$149,118,957</b>	<b>210.8</b>
<b>CHANGES FROM FY 2021-22 APPROPRIATION</b>						
Tobacco related adjustments	\$5,899,099	\$0	\$5,899,099	\$0	\$0	0.0
School nurse grants	500,000	500,000	0	0	0	0.0
Annualize prior year budget actions	199,198	95,336	101,484	2,378	0	0.0
BOLD grant matching funds	150,000	150,000	0	0	0	0.0
Indirect cost assessment	65,316	0	30,311	292	34,713	0.0
Other technical adjustments	0	0	0	0	0	0.0
Annualize prior year legislation	(4,084,550)	(200,616)	(3,884,303)	369	0	1.1
<b>TOTAL FY 2022-23 LONG BILL APPROPRIATION</b>	<b>\$256,738,278</b>	<b>\$26,249,209</b>	<b>\$78,246,857</b>	<b>\$3,088,542</b>	<b>\$149,153,670</b>	<b>211.9</b>
\$ Change from prior year	\$2,729,063	\$544,720	\$2,146,591	\$3,039	\$34,713	1.1
% Change from prior year	1.1%	2.1%	2.8%	0.1%	0.0%	0.5%

**HEALTH FACILITIES AND EMERGENCY MEDICAL SERVICES DIVISION:** This division is comprised of three subdivisions.

(A) Operations Management - This subdivision provides division-wide services to the Health Facilities Program. Funding for this subdivision is General Fund, divisional cash funds, and federal funds.

(B) Health Facilities Programs - This subdivision is responsible for the licensing and regulation of eleven types of medical facilities. Licensing activities conducted by the division include performing fitness reviews, conducting fire safety inspections, investigating complaints, and conducting enforcement activities. General Fund is required pursuant to Section 25-3-103.1, C.R.S., so that fees paid by non-government owned facilities do not subsidize the regulation of government-owned facilities. Funding for this subdivision is from the General Fund, cash funds including the Assisted Living Residences Cash Fund and the Health Facilities General Licensure Cash Fund, Medicaid reappropriated funds, and federal funds.

(C) Emergency Medical Services - This subdivision supports the emergency medical and trauma services system which provides transportation and immediate care to the ill and injured 24 hours a day, 365 days a year. Emergency medical and trauma care services are defined as the immediate health care services needed as a result of an injury or sudden illness, particularly when there is a threat to life or long-term functional abilities. Funding through this subdivision is provided to the Rocky Mountain Poison Control Center for operation of the poison center and call line. Funding for

this subdivision includes General Fund, cash funds including the Emergency Medical Services Account within the Highway Users Tax Fund, and federal funds.

HEALTH FACILITIES AND EMERGENCY MEDICAL SERVICES DIVISION						
	TOTAL FUNDS	GENERAL FUND	CASH FUNDS	REAPPROPRIATED FUNDS	FEDERAL FUNDS	FTE
<b>FY 2021-22 Appropriation</b>	<b>\$40,475,362</b>	<b>\$2,128,033</b>	<b>\$25,496,418</b>	<b>\$6,755,378</b>	<b>\$6,095,533</b>	<b>187.9</b>
<b>CHANGES FROM FY 2021-22 APPROPRIATION</b>						
Nursing facility grant program	\$4,000,000	\$0	\$4,000,000	\$0	\$0	0.0
Residential care relief	3,385,000	3,385,000	0	0	0	0.0
Emergency medical and trauma services support	2,000,000	2,000,000	0	0	0	0.0
Colorado general licensure health facility protection	1,000,000	1,000,000	0	0	0	0.0
Annualize prior year budget actions	333,167	20,500	214,519	98,148	0	0.0
Indirect cost assessment	28,884	0	15,405	6,225	7,254	0.0
Other technical adjustments	0	0	0	0	0	0.0
Annualize prior year legislation	(4,239,355)	(96,565)	(4,158,004)	15,214	0	0.8
<b>TOTAL FY 2022-23 LONG BILL APPROPRIATION</b>	<b>\$46,983,058</b>	<b>\$8,436,968</b>	<b>\$25,568,338</b>	<b>\$6,874,965</b>	<b>\$6,102,787</b>	<b>188.7</b>
\$ Change from prior year	\$6,507,696	\$6,308,935	\$71,920	\$119,587	\$7,254	0.8
% Change from prior year	16.1%	296.5%	0.3%	1.8%	0.1%	0.4%

# DEPARTMENT OF PUBLIC SAFETY

**Description:** The Department of Public Safety is responsible for maintaining, promoting, and enhancing public safety through law enforcement, criminal investigations, fire and crime prevention, emergency management, recidivism reduction, and victim advocacy.

DEPARTMENT OF PUBLIC SAFETY						
	TOTAL FUNDS	GENERAL FUND	CASH FUNDS	REAPPROPRIATED FUNDS	FEDERAL FUNDS	FTE
FY 2021-22 Appropriation	\$546,492,504	\$174,426,961	\$249,150,510	\$54,542,492	\$68,372,541	1,983.0
Long Bill supplemental	(4,382,173)	(4,382,173)	0	0	0	0.0
<b>FY 2021-22 Adjusted Appropriation</b>	<b>\$542,110,331</b>	<b>\$170,044,788</b>	<b>\$249,150,510</b>	<b>\$54,542,492</b>	<b>\$68,372,541</b>	<b>1,983.0</b>
<b>CHANGES FROM FY 2021-22 APPROPRIATION</b>						
Eliminate offender subsistence fees in community corrections	\$16,443,397	\$16,443,397	\$0	\$0	\$0	0.0
Increase CBI capacity	6,782,256	6,782,256	0	0	0	47.0
Centrally appropriated line items	5,849,990	7,967,505	8,455,488	(11,017,074)	444,071	0.0
Capitol Complex security	4,725,972	4,725,972	0	0	0	27.9
Communications equipment	1,700,000	0	1,700,000	0	0	0.0
Continue communications salary increase	1,651,203	89,657	1,479,752	76,148	5,646	0.0
Provider rate common policy	1,380,295	1,273,058	0	107,237	0	0.0
Central evidence facility lease funding	1,320,715	0	1,320,715	0	0	2.0
State toxicology lab	1,152,316	0	1,152,316	0	0	4.0
COTAK systems	750,000	750,000	0	0	0	0.0
Continue Global Energy Park funding	697,377	697,377	0	0	0	12.0
Performance-based incentive payments	631,513	631,513	0	0	0	0.0
State Emergency Operations Center	623,786	957,557	0	0	(333,771)	9.0
State Patrol administrative staff	523,022	0	523,022	0	0	7.0
State support for fire training	490,000	490,000	0	0	0	0.0
Community corrections info and billing system	425,922	425,922	0	0	0	0.0
Cybersecurity program	391,574	391,574	0	0	0	3.0
School Safety Resource Center refinance	299,619	1,200,000	(900,381)	0	0	0.0
State Recovery Section	272,927	272,927	0	0	0	3.0
Impacts driven by other agencies	31,764	0	0	31,764	0	0.0
Technical adjustments	0	0	1,109	(2,139)	1,030	(2.0)
Combine vehicle lease payment lines	0	0	0	0	0	0.0
Reroute enhanced state fire assistance	0	0	600,000	(600,000)	0	0.0
Annualize prior year legislation	(8,927,072)	(2,484,250)	(4,912,385)	(1,548,800)	18,363	18.9
Community corrections caseload adjustment	(7,697,517)	(7,697,517)	0	0	0	0.0
Indirect cost assessment	(4,210,731)	(4,925,994)	(6,725,844)	6,941,850	499,257	0.0
Annualize prior year budget actions	(2,307,409)	(1,807,604)	(499,805)	0	0	(11.5)
<b>TOTAL FY 2022-23 LONG BILL APPROPRIATION</b>	<b>\$565,111,250</b>	<b>\$196,228,138</b>	<b>\$251,344,497</b>	<b>\$48,531,478</b>	<b>\$69,007,137</b>	<b>2,103.3</b>
\$ Change from prior year	\$23,000,919	\$26,183,350	\$2,193,987	(\$6,011,014)	\$634,596	120.3
% Change from prior year	4.2%	15.4%	0.9%	(11.0%)	0.9%	6.1%

## DESCRIPTION OF INCREMENTAL CHANGES

**LONG BILL SUPPLEMENTAL:** The bill includes a decrease of \$4,382,173 General Fund for community corrections in FY 2021-22. The decrease represents a portion of expected reversions in community corrections due to reduced caseload.

**ELIMINATE OFFENDER SUBSISTENCE FEES IN COMMUNITY CORRECTIONS:** The bill includes an increase of \$16,443,397 General Fund to remove the Long Bill footnote assumption that offenders in community corrections

pay a \$17.00 per day fee for residential treatment and a \$3.00 per day fee for nonresidential treatment. The increase in appropriations stems from a related increase in per-diem reimbursement rates to community corrections providers.

**INCREASE CBI CAPACITY:** The bill includes an increase of \$6,782,256 General Fund and 47.0 FTE in FY 2022-23 to increase the size and capacity of the Colorado Bureau of Investigation. The request implements a phased approach for hiring over three years that totals \$11,879,836 General Fund and 83.0 FTE in FY 2023-24, and \$15,361,659 General Fund and 107.0 FTE in FY 2024-25 and ongoing. The Department has partnered with local law enforcement agencies to determine the most urgent hiring needs for investigation positions in the first year and will continue to build upon that capacity to hire additional field agents, supervisors, and forensic scientists in the second and third year. First year investments include the following:

- Cold Case Team: 4 investigative agents, 1 supervisor, 1 analyst, 1 genetic genealogist, and 3 forensic scientists.
- Statewide Resident Agent Program: 12 investigative agents, 2 supervisors, 4 analysts, and 3 crime scene investigators to enhance support to local law enforcement with a focus on under-served rural areas.
- Crime Scene Processing: 3 crime scene analysts and 1 evidence technician to increase assistance and reduce travel time to crime scenes in remote areas of the state.
- Forensic Testing Lab: 5 forensic scientists to meet the demand for evidence currently submitted to the lab. Evidence submissions to the statewide laboratory have increased 49.0 percent with an overall staffing decrease of 7.0 percent since 2012.

**CENTRALLY APPROPRIATED LINE ITEMS:** The bill includes the following adjustments for centrally appropriated line items.

CENTRALLY APPROPRIATED LINE ITEMS						
	TOTAL FUNDS	GENERAL FUND	CASH FUNDS	REAPPROPRIATED FUNDS	FEDERAL FUNDS	FTE
Salary survey	\$5,160,772	\$1,462,790	\$3,249,084	\$323,068	\$125,830	0.0
Payment to risk management	517,520	407,278	1,027,901	(917,659)	0	0.0
Health, life, and dental	484,359	1,441,361	(404,835)	(721,111)	168,944	0.0
Payments to OIT	466,346	4,242,024	4,401,623	(8,174,020)	(3,281)	0.0
Paid family leave	392,421	102,188	259,800	21,932	8,501	0.0
Leased space	237,448	72,400	165,048	0	0	0.0
COWINS Partnership Agreement	153,335	29,827	125,960	(1,488)	(964)	0.0
CORE adjustment	83,922	417,115	0	(333,193)	0	0.0
Legal services	25,499	58,350	0	(32,851)	0	0.0
Shift differential	14,265	(575)	2,062	12,778	0	0.0
ALJ services	3,229	3,229	0	0	0	0.0
Vehicle lease payments	3,164	(271,816)	221,891	303	52,786	0.0
PERA Direct Distribution	(1,328,100)	(1,060,830)	(155,847)	(111,423)	0	0.0
Workers' compensation	(135,560)	541,587	0	(677,147)	0	0.0
AED	(73,850)	277,132	(199,539)	(196,852)	45,409	0.0
SAED	(73,850)	277,132	(199,539)	(196,852)	45,409	0.0
Capitol Complex leased space	(69,367)	(36,225)	(27,030)	(6,112)	0	0.0
Annualize prior year salary survey	(7,859)	(4,075)	(3,598)	(204)	18	0.0
Short-term disability	(3,704)	8,613	(7,493)	(6,243)	1,419	0.0
<b>TOTAL</b>	<b>\$5,849,990</b>	<b>\$7,967,505</b>	<b>\$8,455,488</b>	<b>(\$11,017,074)</b>	<b>\$444,071</b>	<b>\$0</b>

**CAPITOL COMPLEX SECURITY:** The bill includes an increase of \$4,725,972 General Fund and 27.9 FTE to increase Capitol Complex security. The increase includes dedicated overtime for the Executive Security Unit (ESU) that provides security services for the Capitol Complex, as well as \$40,000 General Fund in FY 2022-23 and \$5,000 in ongoing maintenance costs to add an X-ray magnetometer in the Legislative Services Building (LSB). The additional FTE include 8.0 FTE troopers and 8.0 FTE non-sworn security officers, as well as 3.0 FTE supervisors and 2.0 FTE dispatch officers to more closely align the ESU with other units with State Patrol.

**COMMUNICATIONS EQUIPMENT:** The bill includes an increase of \$1,700,000 cash funds from the Highway Users Tax Fund for the replacement and maintenance of communications equipment. The increase will establish annual

funding for phased and regular equipment replacements for hand-held and vehicle radios, and equip all troopers and port of entry officers with wireless handhelds to process MyColorado mobile identification applications in two years.

**CONTINUE COMMUNICATIONS SALARY INCREASE:** The bill includes an increase of \$1,651,203 total funds, including \$89,657 General Fund, to continue a base salary increase for dispatch communications officers approved by the General Assembly during the FY 2021-22 supplemental process on an ongoing basis.

**PROVIDER RATE COMMON POLICY:** The bill includes an increase of \$1,380,295 total funds, including \$1,273,058 General Fund, for a 2.0 percent provider rate common policy increase.

**CENTRAL EVIDENCE FACILITY LEASE FUNDING:** The bill includes an increase of \$1,320,715 cash funds from the Highway Users Tax Fund and 2.0 FTE to lease a new centralized facility for evidence storage. The Colorado State Patrol is currently utilizing shipping containers for overflow storage that do not provide the level of security or environmental control necessary to maintain high-risk evidence.

**STATE TOXICOLOGY LAB:** The bill includes an increase of \$1,152,316 cash funds from the Marijuana Tax Cash Fund and 4.0 FTE to process DUI and DUID blood samples. Demand for processing blood samples has significantly increased since the General Assembly approved a refinance of the State Toxicology Lab that eliminated fees for local law enforcement agencies in FY 2019-20.

**COLORADO TEAM AWARENESS KIT (COTAK) SYSTEMS:** The bill includes an increase of \$750,000 General Fund to the Colorado Firefighting Air Corps Fund for the Center of Excellence within the Division of Fire Prevention and Control. The Colorado Team Awareness Kit (COTAK) is a geospatial mapping engine that facilitates situational awareness, navigation, and data sharing for wildland firefighters.

**CONTINUE GLOBAL ENERGY PARK FUNDING:** The bill includes an increase of \$697,377 General Fund and 12.0 FTE to continue the transfer of State Patrol Training Academy staff at Camp George West from the Department of Corrections as part of the development of the Global Energy Park. This continues a transfer approved by the General Assembly as a FY 2021-22 supplemental on an ongoing basis.

**PERFORMANCE-BASED INCENTIVE PAYMENTS:** The bill includes an increase \$631,513 General Fund to compensate community corrections providers who are meeting performance targets related to recidivism and successful program completion. For FY 2022-23, the performance target for recidivism (felony reconviction) is 17.0 percent for low/medium risk programs and 19.0 percent for high/very high risk programs. For FY 2022-23, the performance target for successful program completion is 55.0 percent for low/medium risk programs and 49.0 percent for high/very high risk programs. These targets are the state-level average across all programs.

**STATE EMERGENCY OPERATIONS CENTER:** The bill includes a net increase of \$623,786 total funds and 8.0 FTE for the State Emergency Operations Center (SEOC) in the Division of Homeland Security. The amount includes an increase of \$957,557 General Fund offset by a decrease of \$333,771 federal funds to offset the loss of a federal grant set to expire in June 2022. The SEOC serves as the Governor's central coordination center during a disaster and has the primary responsibility for resource mobilization in State-declared disasters.

**STATE PATROL ADMINISTRATIVE STAFF:** The bill includes an increase of \$523,022 cash funds from the Highway Users Tax Fund and 7.0 FTE for additional State Patrol administrative support to decrease the administrative burden on troopers caused by increasing population and requests for information.

**STATE SUPPORT FOR FIRE TRAINING:** The bill includes an increase of \$490,000 General Fund to increase funding for firefighter training programs and provide the state match for two federal grants in the Division of Fire Prevention and Control. The federal grants support firefighter training programs and include the Assistance to Firefighters Grant and the Hazardous Materials Emergency Preparedness Grant.

**COMMUNITY CORRECTIONS INFO AND BILLING SYSTEM:** The bill includes an increase of \$425,922 General Fund in FY 2022-23 to support the ongoing operating costs of the Community Corrections Information and Billing (CCIB) system. The CCIB system is the central hub for community corrections funding. It is used by DCJ’s Office of Community Corrections, staff from each of the 22 community corrections boards, and staff from each of the residential and nonresidential community corrections facilities in Colorado. The new CCIB system was originally funded through an IT Capital request, replacing an older system that was developed in 2008.

**CYBERSECURITY PROGRAM:** The bill includes an increase of \$391,574 General Fund and 3.0 FTE to create a cybersecurity technical assistance group within the Colorado Information Analysis Center (CIAC) in the Division of Homeland Security and Emergency Management. This group will assist local jurisdictions in cybersecurity planning at the recommendation of the Homeland Security and All-Hazards Senior Advisory Committee (HSAC). While the Office of Information Technology (OIT) manages cybersecurity for state agencies, CIAC has the incident response protocol and security clearance to facilitate on-the-ground emergency planning and incident response with federal partners such as the Department of Homeland Security and the FBI.

**SCHOOL SAFETY RESOURCE CENTER REFINANCE:** The bill includes a net increase of \$299,619 total funds, including an increase of \$1,200,000 General Fund offset by a decrease of \$900,381 cash funds from the School Safety Resource Center Cash Fund, to increase funding for the School Safety Resource Center. The increase will support two-day Safe School Summits in Grand Junction and along the Front Range.

**STATE RECOVERY SECTION:** The bill includes an increase of \$272,927 General Fund and 3.0 FTE to increase staffing for the State Recovery Section in the Division of Homeland Security and Emergency Management. The State Recovery Section is responsible for assisting local jurisdictions with pre- and post-disaster recovery planning. These responsibilities include the provision of technical expertise and direct support to 64 counties, 19 municipalities, and two tribes. The Section assists local jurisdictions with all hazards and disasters, such as flooding, tornadoes, wildfire, hazardous materials incidents, and acts of terrorism.

**IMPACTS DRIVEN BY OTHER AGENCIES:** The bill includes an increase of \$31,764 reappropriated funds related to the Correctional Treatment Board in the Judicial Department.

**TECHNICAL ADJUSTMENTS:** The bill includes net zero technical adjustments.

**COMBINE VEHICLE LEASE PAYMENT LINES:** The bill includes a net zero consolidation of the Department's vehicle lease payment line items into a single line in the Executive Director's Office. The Department currently has three separate vehicle lease payment items in the Executive Director's Office, Colorado State Patrol, and Colorado Bureau of Investigation divisions. The line item separation has historically created unnecessary administrative burden to determine the split between divisions.

**REROUTE ENHANCED STATE FIRE ASSISTANCE:** The bill includes a net zero adjustment to appropriate Enhanced State Assistance funding to the Wildfire Emergency Response Fund (WERF) rather than using money from the Colorado Firefighting Air Corp and Wildfire Preparedness Funds.

**ANNUALIZE PRIOR YEAR LEGISLATION:** The bill includes adjustments for the out-year impacts of prior year legislation.

ANNUALIZE PRIOR YEAR LEGISLATION						
	TOTAL FUNDS	GENERAL FUND	CASH FUNDS	REAPPROPRIATED FUNDS	FEDERAL FUNDS	FTE
SB18-200 PERA unfunded liability	\$751,351	\$213,256	\$472,592	\$47,140	\$18,363	0.0
SB 20-217 Law enforcement integrity	148,017	(362,437)	606,394	(95,940)	0	2.2
SB 21-133 Firefighting aircraft	0	0	0	0	0	15.4
H.B. 22-1329 Budget Package Narrative		168				Public Safety



ANNUALIZE PRIOR YEAR LEGISLATION						
	TOTAL FUNDS	GENERAL FUND	CASH FUNDS	REAPPROPRIATED FUNDS	FEDERAL FUNDS	FTE
SB 21-292 ARPA victims services	(7,500,000)	0	(6,000,000)	(1,500,000)	0	0.0
HB 21-1250 Law enforcement accountability	(2,175,523)	(2,200,758)	25,235	0	0	0.5
SB 21-166 Fire commission recommendations	(97,805)	(97,805)	0	0	0	0.7
HB 21-1280 Pretrial detention reform	(19,500)	(19,500)	0	0	0	0.0
SB 21-021 Audiology and speech compact	(16,606)	0	(16,606)	0	0	(0.1)
HB 21-1214 Record sealing collateral	(9,806)	(9,806)	0	0	0	0.2
HB 21-1064 Update juv. sex offender registry	(7,200)	(7,200)	0	0	0	0.0
<b>TOTAL</b>	<b>(\$8,927,072)</b>	<b>(\$2,484,250)</b>	<b>(\$4,912,385)</b>	<b>(\$1,548,800)</b>	<b>\$18,363</b>	<b>18.9</b>

**COMMUNITY CORRECTIONS CASELOAD ADJUSTMENT:** The bill includes a reduction of \$7,697,517 General Fund to adjust the appropriation for expected caseload levels in FY 2022-23.

**INDIRECT COST ASSESSMENT:** The bill includes adjustments for the Department's indirect cost assessment.

**ANNUALIZE PRIOR YEAR BUDGET ACTIONS:** The bill includes adjustments for the out-year impacts of prior year budget actions.

ANNUALIZE PRIOR YEAR BUDGET ACTIONS						
	TOTAL FUNDS	GENERAL FUND	CASH FUNDS	REAPPROPRIATED FUNDS	FEDERAL FUNDS	FTE
Annualize Long Bill add-on	\$4,382,173	\$4,382,173	\$0	\$0	\$0	0.0
FY 21-22 Body cam grant funding	(4,000,000)	(4,000,000)	0	0	0	0.0
FY 16-17 Cognitive behavioral therapy pilot	(1,648,106)	(1,648,106)	0	0	0	0.0
FY 21-22 ESU overtime	(392,778)	(392,778)	0	0	0	0.0
FY 21-22 Communications salary increase	(306,155)	(12,950)	(293,205)	0	0	0.0
FY 21-22 Online sex offender provider management system	(200,000)	0	(200,000)	0	0	0.0
FY 21-22 Global energy park funding	(135,943)	(135,943)	0	0	0	(11.5)
FY 21-22 Licensing behavioral health	(6,600)	0	(6,600)	0	0	0.0
<b>TOTAL</b>	<b>(\$2,307,409)</b>	<b>(\$1,807,604)</b>	<b>(\$499,805)</b>	<b>\$0</b>	<b>\$0</b>	<b>(11.5)</b>

## SUMMARY OF CHANGES BY LONG BILL DIVISION

SUMMARY TABLE FOR DEPARTMENT OF PUBLIC SAFETY						
	TOTAL FUNDS	GENERAL FUND	CASH FUNDS	REAPPROPRIATED FUNDS	FEDERAL FUNDS	FTE
FY 2021-22 Appropriation	\$546,492,504	\$174,426,961	\$249,150,510	\$54,542,492	\$68,372,541	1,983.0
Long Bill supplemental	(4,382,173)	(4,382,173)	0	0	0	0.0
<b>FY 2021-22 Adjusted Appropriation</b>	<b>\$542,110,331</b>	<b>\$170,044,788</b>	<b>\$249,150,510</b>	<b>\$54,542,492</b>	<b>\$68,372,541</b>	<b>1,983.0</b>
CHANGES FROM FY 2021-22 BY LONG BILL DIVISION						
Executive Director's Office	\$15,038,591	\$7,076,588	\$11,023,504	(\$3,633,969)	\$572,468	7.2
Colorado State Patrol	(650,119)	3,645,462	(4,149,542)	(240,723)	94,684	39.2
Division of Fire Prevention and Control	1,402,361	1,397,268	609,296	(604,203)	0	15.0
Division of Criminal Justice	528,645	7,546,731	(5,987,217)	(1,338,332)	307,463	0.2
Colorado Bureau of Investigation	5,601,229	5,105,355	695,909	(193,787)	(6,248)	47.6
Division of Homeland Security and Emergency Management	1,080,212	1,411,946	2,037	0	(333,771)	11.1
<b>TOTAL FY 2022-23 LONG BILL APPROPRIATION</b>	<b>\$565,111,250</b>	<b>\$196,228,138</b>	<b>\$251,344,497</b>	<b>\$48,531,478</b>	<b>\$69,007,137</b>	<b>2,103.3</b>
\$ Change from prior year	\$23,000,919	\$26,183,350	\$2,193,987	(\$6,011,014)	\$634,596	120.3
% Change from prior year	4.2%	15.4%	0.9%	(11.0%)	0.9%	6.1%

## APPROPRIATION DETAIL BY LONG BILL DIVISION

**EXECUTIVE DIRECTOR'S OFFICE:** This office is responsible for the management and administration of the Department including: policy development, human resources, accounting, purchasing, and budgeting. This office includes the Witness Protection Program, the Colorado Integrated Criminal Justice Information System (CICJIS), and the School Safety Resource Center.

EXECUTIVE DIRECTOR'S OFFICE						
	TOTAL FUNDS	GENERAL FUND	CASH FUNDS	REAPPROPRIATED FUNDS	FEDERAL FUNDS	FTE
<b>FY 2021-22 Adjusted Appropriation</b>	<b>\$86,418,524</b>	<b>\$20,745,489</b>	<b>\$37,138,701</b>	<b>\$27,419,580</b>	<b>\$1,114,754</b>	<b>138.8</b>
CHANGES FROM FY 2021-22 APPROPRIATION						
Combine vehicle lease payment lines	\$10,018,349	\$728,376	\$8,860,257	\$207,063	\$222,653	0.0
Increase CBI capacity	1,496,300	1,496,300	0	0	0	4.0
Centrally appropriated line items	1,189,906	6,841,292	5,163,275	(11,163,539)	348,878	0.0
Capitol Complex security	858,197	858,197	0	0	0	0.0
Continue Global Energy Park funding	443,671	443,671	0	0	0	4.0
Central evidence facility lease funding	398,440	0	398,440	0	0	0.0
State Emergency Operations Center	375,419	375,419	0	0	0	3.0
School Safety Resource Center refinance	299,619	1,200,000	(900,381)	0	0	0.0
Continue communications salary increase	103,884	7,437	90,286	5,224	937	0.0
State toxicology lab	94,267	0	94,267	0	0	0.0
State Recovery Section	72,328	72,328	0	0	0	0.0
Cybersecurity program	66,139	66,139	0	0	0	0.0
Technical adjustments	0	0	0	0	0	0.0
State Patrol admin staff	0	0	0	0	0	0.0
Indirect cost assessment	0	(4,925,994)	(2,460,818)	7,386,812	0	0.0
Annualize prior year budget actions	(340,380)	(116,067)	(224,313)	0	0	(3.8)
Annualize prior year legislation	(37,548)	29,490	2,491	(69,529)	0	0.0
<b>TOTAL FY 2022-23 LONG BILL APPROPRIATION</b>	<b>\$101,457,115</b>	<b>\$27,822,077</b>	<b>\$48,162,205</b>	<b>\$23,785,611</b>	<b>\$1,687,222</b>	<b>146.0</b>
\$ Change from prior year	\$15,038,591	\$7,076,588	\$11,023,504	(\$3,633,969)	\$572,468	7.2
% Change from prior year	17.4%	34.1%	29.7%	(13.3%)	51.4%	5.2%

**COLORADO STATE PATROL:** The Colorado State Patrol is responsible for the safe and efficient movement of motor vehicle traffic on federal, state, and county roads in Colorado. The State Patrol enforces motor vehicle laws, assists motorists in need, conducts automotive and motor carrier safety checks, manages ports of entry for commercial traffic, investigates traffic accidents, and oversees the transportation of hazardous materials.

COLORADO STATE PATROL						
	TOTAL FUNDS	GENERAL FUND	CASH FUNDS	REAPPROPRIATED FUNDS	FEDERAL FUNDS	FTE
<b>FY 2021-22 Adjusted Appropriation</b>	<b>\$187,780,636</b>	<b>\$7,149,708</b>	<b>\$164,909,488</b>	<b>\$10,007,619</b>	<b>\$5,713,821</b>	<b>1,183.0</b>
CHANGES FROM FY 2021-22 APPROPRIATION						
Capitol Complex security	\$3,867,775	\$3,867,775	\$0	\$0	\$0	27.9
Centrally appropriated line items	3,209,072	163,209	2,915,016	95,358	35,489	0.0
Communications equipment	1,700,000	0	1,700,000	0	0	0.0
Continue communications salary increase	1,547,319	82,220	1,389,466	70,924	4,709	0.0
Annualize prior year legislation	1,094,758	23,408	1,044,956	17,689	8,705	2.0
Central evidence facility lease funding	922,275	0	922,275	0	0	2.0
State Patrol admin staff	523,022	0	523,022	0	0	7.0
Continue Global Energy Park funding	253,706	253,706	0	0	0	8.0

COLORADO STATE PATROL						
	TOTAL FUNDS	GENERAL FUND	CASH FUNDS	REAPPROPRIATED FUNDS	FEDERAL FUNDS	FTE
Technical adjustments	0	0	1,109	(2,139)	1,030	0.0
Combine vehicle lease payment lines	(9,461,430)	(319,252)	(8,732,431)	(193,127)	(216,620)	0.0
Indirect cost assessment	(3,612,120)	0	(3,644,063)	(229,428)	261,371	0.0
Annualize prior year budget actions	(694,496)	(425,604)	(268,892)	0	0	(7.7)
<b>TOTAL FY 2022-23 LONG BILL APPROPRIATION</b>	<b>\$187,130,517</b>	<b>\$10,795,170</b>	<b>\$160,759,946</b>	<b>\$9,766,896</b>	<b>\$5,808,505</b>	<b>1,222.2</b>
\$ Change from prior year	(\$650,119)	\$3,645,462	(\$4,149,542)	(\$240,723)	\$94,684	39.2
% Change from prior year	(0.3%)	51.0%	(2.5%)	(2.4%)	1.7%	3.3%

**DIVISION OF FIRE PREVENTION AND CONTROL:** The Division of Fire Prevention and Control incorporates the former Office of Fire Safety and wildfire-related powers and duties of the State Forest Service previously housed in Colorado State University. The Division is tasked with fire code enforcement, training, certification, and wildfire preparedness, response, suppression, coordination, and management.

DIVISION OF FIRE PREVENTION AND CONTROL						
	TOTAL FUNDS	GENERAL FUND	CASH FUNDS	REAPPROPRIATED FUNDS	FEDERAL FUNDS	FTE
<b>FY 2021-22 Appropriation</b>	<b>\$43,449,230</b>	<b>\$30,278,676</b>	<b>\$7,445,049</b>	<b>\$5,406,024</b>	<b>\$319,481</b>	<b>137.4</b>
CHANGES FROM FY 2021-22 APPROPRIATION						
COTAK systems	\$750,000	\$750,000	\$0	\$0	\$0	0.0
State support for fire training	490,000	490,000	0	0	0	0.0
Centrally appropriated line items	294,149	198,125	88,064	7,960	0	0.0
Technical adjustments	0	0	0	0	0	14.4
Reroute enhanced state fire assistance	0	0	600,000	(600,000)	0	0.0
Indirect cost assessment	(96,490)	0	(84,327)	(12,163)	0	0.0
Annualize prior year legislation	(28,698)	(40,857)	12,159	0	0	0.6
Annualize prior year budget actions	(6,600)	0	(6,600)	0	0	0.0
<b>TOTAL FY 2022-23 LONG BILL APPROPRIATION</b>	<b>\$44,851,591</b>	<b>\$31,675,944</b>	<b>\$8,054,345</b>	<b>\$4,801,821</b>	<b>\$319,481</b>	<b>152.4</b>
\$ Change from prior year	\$1,402,361	\$1,397,268	\$609,296	(\$604,203)	\$0	15.0
% Change from prior year	3.2%	4.6%	8.2%	(11.2%)	0.0%	10.9%

**DIVISION OF CRIMINAL JUSTICE:**

- Provides funding and oversight for the state's community corrections programs and for the local boards that oversee and control those facilities;
- Administers state and federally funded grant programs that help state and local agencies assist crime victims, operates the state's Victim's Rights Act Compliance Program, and assists in implementing Colorado's Victim's Rights Amendment;
- Administers federally funded grant programs that help local and state law enforcement agencies improve the services they deliver and administers state- and federally-funded grant programs that target juvenile delinquency;
- Assists the Domestic Violence Offender Management Board and the Sex Offender Management Board in developing and implementing standards and policies for the evaluation, treatment, monitoring, and management of convicted adult domestic violence and sex offenders;
- Analyzes criminal justice data, evaluates criminal justice programs, conducts recidivism studies, provides research support to the Colorado Commission on Criminal and Juvenile Justice, and distributes information through publications, training programs, and its web site.

DIVISION OF CRIMINAL JUSTICE						
	TOTAL FUNDS	GENERAL FUND	CASH FUNDS	REAPPROPRIATED FUNDS	FEDERAL FUNDS	FTE
FY 2021-22 Appropriation	\$140,918,588	\$88,655,885	\$10,478,858	\$7,354,766	\$34,429,079	78.0
Long Bill supplemental	(4,382,173)	(4,382,173)	0	0	0	0.0
<b>FY 2021-22 Adjusted Appropriation</b>	<b>\$136,536,415</b>	<b>\$84,273,712</b>	<b>\$10,478,858</b>	<b>\$7,354,766</b>	<b>\$34,429,079</b>	<b>78.0</b>
<b>CHANGES FROM FY 2021-22 APPROPRIATION</b>						
Eliminate offender subsistence fees in community corrections	\$16,443,397	\$16,443,397	\$0	\$0	\$0	0.0
Provider rate common policy	1,380,295	1,273,058	0	107,237	0	0.0
Performance-based incentive payments	631,513	631,513	0	0	0	0.0
Community corrections info and billing system	425,922	425,922	0	0	0	0.0
Indirect cost assessment	224,252	0	(19,478)	0	243,730	0.0
Centrally appropriated line items	209,490	105,448	28,118	21,100	54,824	0.0
Non-prioritized requests	31,764	0	0	31,764	0	0.0
Technical adjustments	0	0	0	0	0	0.0
Annualize prior year legislation	(9,854,538)	(2,369,157)	(5,995,857)	(1,498,433)	8,909	0.2
Community corrections caseload adjustment	(7,697,517)	(7,697,517)	0	0	0	0.0
Annualize prior year budget actions	(1,265,933)	(1,265,933)	0	0	0	0.0
<b>TOTAL FY 2022-23 LONG BILL APPROPRIATION</b>	<b>\$137,065,060</b>	<b>\$91,820,443</b>	<b>\$4,491,641</b>	<b>\$6,016,434</b>	<b>\$34,736,542</b>	<b>78.2</b>
\$ Change from prior year	\$528,645	\$7,546,731	(\$5,987,217)	(\$1,338,332)	\$307,463	0.2
% Change from prior year	0.4%	9.0%	(57.1%)	(18.2%)	0.9%	0.3%

**COLORADO BUREAU OF INVESTIGATION:** The Bureau provides information technology, laboratory, and investigative services to local, state, and federal law enforcement agencies upon request. The Colorado Crime Information Center (CCIC) provides information around the clock to law enforcement agencies on warrants, case status, stolen property, vehicle registration, known offenders, and drivers' licenses. The Bureau also operates the State's "instacheck" criminal background check program for the firearms industry. The laboratory analyzes DNA, fingerprint, firearms and tool marks, physiological fluids, chemical, document, and digital evidence, as well as trace evidence and shoe and tire track evidence.

COLORADO BUREAU OF INVESTIGATION						
	TOTAL FUNDS	GENERAL FUND	CASH FUNDS	REAPPROPRIATED FUNDS	FEDERAL FUNDS	FTE
FY 2021-22 Appropriation	\$45,337,820	\$20,715,710	\$19,385,836	\$4,288,662	\$947,612	341.0
<b>CHANGES FROM FY 2021-22 APPROPRIATION</b>						
Increase CBI capacity	\$5,285,956	\$5,285,956	\$0	\$0	\$0	43.0
State toxicology lab	1,058,049	0	1,058,049	0	0	4.0
Centrally appropriated line items	676,527	390,622	258,978	22,047	4,880	0.0
Technical adjustments	0	0	0	0	0	0.0
Indirect cost assessment	(726,373)	0	(517,158)	(203,371)	(5,844)	0.0
Combine vehicle lease payment lines	(556,919)	(409,124)	(127,826)	(13,936)	(6,033)	0.0
Annualize prior year legislation	(136,011)	(162,099)	23,866	1,473	749	0.6
<b>TOTAL FY 2022-23 LONG BILL APPROPRIATION</b>	<b>\$50,939,049</b>	<b>\$25,821,065</b>	<b>\$20,081,745</b>	<b>\$4,094,875</b>	<b>\$941,364</b>	<b>388.6</b>
\$ Change from prior year	\$5,601,229	\$5,105,355	\$695,909	(\$193,787)	(\$6,248)	47.6
% Change from prior year	12.4%	24.6%	3.6%	(4.5%)	(0.7%)	14.0%

**DIVISION OF HOMELAND SECURITY AND EMERGENCY MANAGEMENT:** The Division consists of three offices: Office of Emergency Management, Office of Prevention and Security, and Office of Preparedness. The Division is tasked with consolidating and restructuring the state's homeland security and disaster preparedness and response functions through better coordination of emergency management, homeland security, and public health entities.

DIVISION OF HOMELAND SECURITY AND EMERGENCY MANAGEMENT						
	TOTAL FUNDS	GENERAL FUND	CASH FUNDS	REAPPROPRIATED FUNDS	FEDERAL FUNDS	FTE
FY 2021-22 Appropriation	\$42,587,706	\$6,881,493	\$9,792,578	\$65,841	\$25,847,794	104.8
<b>FY 2021-22 Adjusted Appropriation</b>	<b>\$42,587,706</b>	<b>\$6,881,493</b>	<b>\$9,792,578</b>	<b>\$65,841</b>	<b>\$25,847,794</b>	<b>104.8</b>
CHANGES FROM FY 2021-22 APPROPRIATION						
Cybersecurity program	\$325,435	\$325,435	\$0	\$0	\$0	3.0
Centrally appropriated line items	270,846	268,809	2,037	0	0	0.0
State Emergency Operations Center	248,367	582,138	0	0	(333,771)	6.0
State Recovery Section	200,599	200,599	0	0	0	3.0
Annualize prior year legislation	34,965	34,965	0	0	0	0.1
Technical adjustments	0	0	0	0	0	(1.0)
<b>TOTAL FY 2022-23 LONG BILL APPROPRIATION</b>	<b>\$43,667,918</b>	<b>\$8,293,439</b>	<b>\$9,794,615</b>	<b>\$65,841</b>	<b>\$25,514,023</b>	<b>115.9</b>
\$ Change from prior year	\$1,080,212	\$1,411,946	\$2,037	\$0	(\$333,771)	11.1
% Change from prior year	2.5%	20.5%	0.0%	0.0%	(1.3%)	10.6%

# DEPARTMENT OF REGULATORY AGENCIES

**Description:** The mission of the Department of Regulatory Agencies (DORA) is defined as consumer protection, which is carried out through regulatory programs that license, establish standards, approve rates, investigate complaints, and conduct enforcement through boards, commissions, and advisory committees across a variety of professions, occupations, programs, and institutions.

DEPARTMENT OF REGULATORY AGENCIES						
	TOTAL FUNDS	GENERAL FUND	CASH FUNDS	REAPPROPRIATED FUNDS	FEDERAL FUNDS	FTE
FY 2021-22 Appropriation	\$126,648,532	\$2,867,009	\$116,251,796	\$5,639,571	\$1,890,156	635.5
Long Bill supplemental	10	10	0	0	0	0.0
<b>FY 2021-22 Adjusted Appropriation</b>	<b>\$126,648,542</b>	<b>\$2,867,019</b>	<b>\$116,251,796</b>	<b>\$5,639,571</b>	<b>\$1,890,156</b>	<b>635.5</b>
<b>CHANGES FROM FY 2021-22 APPROPRIATION</b>						
Centrally appropriated line items	\$5,893,393	\$37,351	\$5,993,320	\$154,061	(\$291,339)	0.0
Annualize prior year legislation	1,860,928	0	1,860,928	0	0	11.2
Indirect cost assessment	878,624	0	720,987	160,102	(2,465)	0.0
Implement primary care and maternal health APMs	250,000	0	250,000	0	0	0.0
Leased space increase	104,431	0	104,431	0	0	0.0
Reading services increase	100,000	0	100,000	0	0	0.0
Technical adjustments	46,996	1,000	70,996	(25,000)	0	0.0
Annualize prior year budget actions	0	0	0	0	0	0.0
Remove broadband grants	(18,737,756)	0	(18,737,756)	0	0	0.0
Increase EDO resources	(70,347)	0	(392,392)	322,045	0	5.0
Reduce payments to TUDF	(59,541)	0	(59,541)	0	0	0.0
<b>TOTAL FY 2022-23 LONG BILL APPROPRIATION</b>	<b>\$116,915,270</b>	<b>\$2,905,370</b>	<b>\$106,162,769</b>	<b>\$6,250,779</b>	<b>\$1,596,352</b>	<b>651.7</b>
\$ Change from prior year	(\$9,733,272)	\$38,351	(\$10,089,027)	\$611,208	(\$293,804)	16.2
% Change from prior year	(7.7%)	1.3%	(8.7%)	10.8%	(15.5%)	2.5%

## DESCRIPTION OF INCREMENTAL CHANGES

**LONG BILL SUPPLEMENTAL:** The bill includes an increase of \$10 General Fund to correct an error in the appropriation clause for S.B. 21-272 – which adjusted appropriations for three different bills. In the process of adjusting the appropriation for H.B. 21-1269, staff accidentally decreased the General Fund appropriation by an extra \$10.

**CENTRALLY APPROPRIATED LINE ITEMS:** The bill includes adjustments to centrally appropriated line items for the following:

CENTRALLY APPROPRIATED LINE ITEMS						
	TOTAL FUNDS	GENERAL FUND	CASH FUNDS	REAPPROPRIATED FUNDS	FEDERAL FUNDS	FTE
Salary survey	\$1,553,423	\$46,237	\$1,404,553	\$90,682	\$11,951	0.0
Payments to OIT	1,497,146	(7,062)	1,504,208	0	0	0.0
Health, life, and dental	1,149,296	(21,067)	1,303,495	27,875	(161,007)	0.0
Legal services	616,276	17,632	564,526	37,024	(2,906)	0.0
AED	241,726	(4,431)	302,950	4,437	(61,230)	0.0
SAED	241,726	(4,431)	302,950	4,437	(61,230)	0.0
Payment to risk management and property funds	154,003	5,184	141,174	5,364	2,281	0.0
ALJ services	122,651	5,542	117,109	0	0	0.0

CENTRALLY APPROPRIATED LINE ITEMS						
	TOTAL FUNDS	GENERAL FUND	CASH FUNDS	REAPPROPRIATED FUNDS	FEDERAL FUNDS	FTE
DPA Paid family leave	106,337	3,165	96,146	6,208	818	0.0
Leased space	82,882	28,745	68,537	(25,930)	11,530	0.0
CORE adjustment	62,871	2,436	56,429	3,238	768	0.0
DPA Paid family medical leave act funding	36,163	1,217	32,163	2,783	0	0.0
Workers' compensation	30,615	1,005	28,143	1,066	401	0.0
Short-term disability	8,269	(123)	10,152	176	(1,936)	0.0
PERA Direct Distribution	(6,887)	(36,698)	63,889	(3,299)	(30,779)	0.0
Vehicle lease payments	(3,104)	0	(3,104)	0	0	0.0
<b>TOTAL</b>	<b>\$5,893,393</b>	<b>\$37,351</b>	<b>\$5,993,320</b>	<b>\$154,061</b>	<b>(\$291,339)</b>	<b>0.0</b>

**ANNUALIZE PRIOR YEAR LEGISLATION:** The bill includes adjustments related to prior year legislation.

ANNUALIZE PRIOR YEAR LEGISLATION						
	TOTAL FUNDS	GENERAL FUND	CASH FUNDS	REAPPROPRIATED FUNDS	FEDERAL FUNDS	FTE
HB 21-1012 PDMP	\$1,137,685	\$0	\$1,137,685	\$0	\$0	3.7
SB 21-246 Promote beneficial electrification	375,261	0	375,261	0	0	4.6
HB 21-1232 Health benefit plan	284,670	0	284,670	0	0	0.0
SB 21-272 Modernize PUC	225,000	0	225,000	0	0	0.0
SB 21-264 Reduce ghg emissions	179,657	0	179,657	0	0	1.9
SB 21-103 Office of consumer counsel	96,622	0	96,622	0	0	0.8
HB 21-1195 Reg radon pros	55,652	0	55,652	0	0	0.6
HB 21-1013 Divide dom stock ins	10,252	0	10,252	0	0	0.1
SB 21-021 Audiology & speech-language	7,671	0	7,671	0	0	0.1
SB 21-126 Timely credentialing	2,821	0	2,821	0	0	0.1
SB 21-261 PUC encourage renewables	1,431	0	1,431	0	0	0.0
SB 21-072 Electric transmission infrastructure	0	0	0	0	0	0.0
SB 21-175 Rx drug affordability	(301,012)	0	(301,012)	0	0	0.0
SB 21-108 PUC gas utility inspection	(139,047)	0	(139,047)	0	0	(0.7)
HB 21-1276 Prevent subst use disorder	(25,400)	0	(25,400)	0	0	0.0
HB 21-1201 Transparency telecoms cor	(18,600)	0	(18,600)	0	0	0.0
HB 21-1068 Ins coverage mental health	(13,000)	0	(13,000)	0	0	0.0
HB 21-1233 Cons ease tax credit	(12,400)	0	(12,400)	0	0	0.0
HB 21-1269 PUC community choice energy	(6,335)	0	(6,335)	0	0	0.0
<b>TOTAL</b>	<b>\$1,860,928</b>	<b>\$0</b>	<b>\$1,860,928</b>	<b>\$0</b>	<b>\$0</b>	<b>11.2</b>

**INDIRECT COST ASSESSMENT:** The bill includes a net increase of \$878,624 total funds in the Department's indirect cost assessment.

**IMPLEMENT PRIMARY CARE AND MATERNAL HEALTH APMS:** The bill includes an increase of \$250,000 cash funds from the Division of Insurance Cash Fund for the implementation of primary care and maternal health alternative payment models. This funding allows the Department to establish a framework for private insurance carriers and providers to participate in a value-based healthcare payment model.

**LEASED SPACE INCREASE:** The bill includes an increase of \$104,431 cash funds in the Leased Space line item to true up the appropriation to better reflect the actual expense of leased space.

**READING SERVICES INCREASE:** The bill includes an increase of \$100,000 cash funds from the Telephone Users with Disabilities Fund to increase the transfer to the Reading Services for the Blind Cash Fund.

**TECHNICAL ADJUSTMENTS:** The bill includes an increase of \$46,996 total funds, including \$1,000 General Fund to make fund split adjustments and adjustments based on payments to the Department of Law.

**ANNUALIZE PRIOR YEAR BUDGET ACTIONS:** The bill includes net zero impacts from the prior year’s salary survey changes.

**REMOVE BROADBAND GRANTS:** The bill includes a decrease of \$18,737,756 informational cash funds related to legislation from the 2021 session that moved the Broadband Deployment Board Grant program out of the Department.

**INCREASE EDO RESOURCES:** The bill includes an increase of \$322,045 reappropriated funds from indirect cost recoveries to support 5.0 FTE. This funding supports an increase in capacity in the Executive Director’s Office in response to increased responsibility in recent years.

**REDUCE PAYMENTS TO TUDF:** The bill includes a decrease of \$59,541 cash funds from the Telephone Users with Disabilities Cash Fund. The reduced funding is a result of an expected decrease in minutes used by Relay Colorado. Funding for this program is based on usage, and overall usage has been declining for several years, with the trend expected to continue.

## SUMMARY OF CHANGES BY LONG BILL DIVISION

SUMMARY TABLE FOR DEPARTMENT OF REGULATORY AGENCIES						
	TOTAL FUNDS	GENERAL FUND	CASH FUNDS	REAPPROPRIATED FUNDS	FEDERAL FUNDS	FTE
FY 2021-22 Appropriation	\$126,648,532	\$2,867,009	\$116,251,796	\$5,639,571	\$1,890,156	635.5
Long Bill supplemental	10	10	0	0	0	0.0
<b>FY 2021-22 Adjusted Appropriation</b>	<b>\$126,648,542</b>	<b>\$2,867,019</b>	<b>\$116,251,796</b>	<b>\$5,639,571</b>	<b>\$1,890,156</b>	<b>635.5</b>
<b>CHANGES FROM FY 2021-22 BY LONG BILL DIVISION</b>						
Executive Director's Office and Administrative Services	(\$12,846,826)	(\$10,573)	(\$12,944,050)	\$451,106	(\$343,309)	5.0
Division of Banking	88,897	0	88,897	0	0	0.0
Civil Rights Division	243,619	48,924	0	160,102	34,593	0.0
Office of the Utility Consumer Advocate	121,828	0	121,828	0	0	0.8
Division of Financial Services	31,193	0	31,193	0	0	0.0
Division of Insurance	637,771	0	623,863	0	13,908	0.2
Public Utilities Commission	1,098,598	0	1,097,594	0	1,004	5.8
Division of Real Estate	84,618	0	84,618	0	0	0.0
Division of Professions and Occupations	679,144	0	679,144	0	0	4.4
Division of Securities	122,666	0	122,666	0	0	0.0
Division of Conservation	5,220	0	5,220	0	0	0.0
<b>TOTAL FY 2022-23 LONG BILL APPROPRIATION</b>	<b>\$116,915,270</b>	<b>\$2,905,370</b>	<b>\$106,162,769</b>	<b>\$6,250,779</b>	<b>\$1,596,352</b>	<b>651.7</b>
\$ Change from prior year	(\$9,733,272)	\$38,351	(\$10,089,027)	\$611,208	(\$293,804)	16.2
% Change from prior year	(7.7%)	1.3%	(8.7%)	10.8%	(15.5%)	2.5%

## APPROPRIATION DETAIL BY LONG BILL DIVISION

**EXECUTIVE DIRECTOR’S OFFICE AND ADMINISTRATIVE SERVICES:** Provides administrative and technical support for the Department’s divisions and programs, including functions associated with accounting, purchasing, budgeting, communications, legislative services, and human resources. Also includes the Colorado Office of Policy, Research, and Regulatory Reform.



**EXECUTIVE DIRECTOR'S OFFICE AND ADMINISTRATIVE SERVICES**

	TOTAL FUNDS	GENERAL FUND	CASH FUNDS	REAPPROPRIATED FUNDS	FEDERAL FUNDS	FTE
<b>FY 2021-22 Appropriation</b>	<b>\$55,729,083</b>	<b>\$1,040,234</b>	<b>\$49,463,460</b>	<b>\$4,527,232</b>	<b>\$698,157</b>	<b>29.5</b>
<b>CHANGES FROM FY 2021-22 APPROPRIATION</b>						
Centrally appropriated line items	\$5,893,393	\$37,351	\$5,993,320	\$154,061	(\$291,339)	0.0
Annualize prior year legislation	872,026	0	872,026	0	0	0.0
Increase EDO resources	322,045	0	0	322,045	0	5.0
Leased space increase	104,431	0	104,431	0	0	0.0
Technical adjustments	0	1,000	24,000	(25,000)	0	0.0
Remove broadband grants	(18,737,756)	0	(18,737,756)	0	0	0.0
Annualize prior year budget actions	(1,300,965)	(48,924)	(1,200,071)	0	(51,970)	0.0
<b>TOTAL FY 2022-23 LONG BILL APPROPRIATION</b>	<b>\$42,882,257</b>	<b>\$1,029,661</b>	<b>\$36,519,410</b>	<b>\$4,978,338</b>	<b>\$354,848</b>	<b>34.5</b>
\$ Change from prior year	(\$12,846,826)	(\$10,573)	(\$12,944,050)	\$451,106	(\$343,309)	5.0
% Change from prior year	(23.1%)	(1.0%)	(26.2%)	10.0%	(49.2%)	16.9%

**DIVISION OF BANKING:** Regulates state-chartered commercial banks, trust companies, money transmitters, and national banks and interstate banks that maintain public deposit accounts in Colorado. Regulates state-chartered commercial banks, trust companies, money transmitters, and national banks and interstate banks that maintain public deposit accounts in Colorado.

**DIVISION OF BANKING**

	TOTAL FUNDS	GENERAL FUND	CASH FUNDS	REAPPROPRIATED FUNDS	FEDERAL FUNDS	FTE
<b>FY 2021-22 Appropriation</b>	<b>\$4,936,529</b>	<b>\$0</b>	<b>\$4,936,529</b>	<b>\$0</b>	<b>\$0</b>	<b>40.0</b>
<b>CHANGES FROM FY 2021-22 APPROPRIATION</b>						
Annualize prior year budget actions	\$91,816	\$0	\$91,816	\$0	\$0	0.0
Indirect cost assessment	26,107	0	26,107	0	0	0.0
Increase EDO resources	(29,026)	0	(29,026)	0	0	0.0
<b>TOTAL FY 2022-23 LONG BILL APPROPRIATION</b>	<b>\$5,025,426</b>	<b>\$0</b>	<b>\$5,025,426</b>	<b>\$0</b>	<b>\$0</b>	<b>40.0</b>
\$ Change from prior year	\$88,897	\$0	\$88,897	\$0	\$0	0.0
% Change from prior year	1.8%	n/a	1.8%	n/a	n/a	0.0%

**CIVIL RIGHTS DIVISION:** Enforces Colorado's anti-discrimination laws in the areas of employment, housing, and public accommodations.

**CIVIL RIGHTS DIVISION**

	TOTAL FUNDS	GENERAL FUND	CASH FUNDS	REAPPROPRIATED FUNDS	FEDERAL FUNDS	FTE
<b>FY 2021-22 Appropriation</b>	<b>\$2,927,747</b>	<b>\$1,826,785</b>	<b>\$0</b>	<b>\$518,888</b>	<b>\$582,074</b>	<b>35.3</b>
<b>CHANGES FROM FY 2021-22 APPROPRIATION</b>						
Indirect cost assessment	\$161,577	\$0	\$0	\$160,102	\$1,475	0.0
Annualize prior year budget actions	82,042	48,924	0	0	33,118	0.0
<b>TOTAL FY 2022-23 LONG BILL APPROPRIATION</b>	<b>\$3,171,366</b>	<b>\$1,875,709</b>	<b>\$0</b>	<b>\$678,990</b>	<b>\$616,667</b>	<b>35.3</b>

CIVIL RIGHTS DIVISION						
	TOTAL FUNDS	GENERAL FUND	CASH FUNDS	REAPPROPRIATED FUNDS	FEDERAL FUNDS	FTE
\$ Change from prior year	\$243,619	\$48,924	\$0	\$160,102	\$34,593	0.0
% Change from prior year	8.3%	2.7%	n/a	30.9%	5.9%	0.0%

**OFFICE OF THE UTILITY CONSUMER ADVOCATE:** Represents the public interest and the specific interests of residential, small business, and agricultural consumers in rate and rulemaking cases before the Public Utilities Commission, federal agencies, and the courts.

OFFICE OF THE UTILITY CONSUMER ADVOCATE						
	TOTAL FUNDS	GENERAL FUND	CASH FUNDS	REAPPROPRIATED FUNDS	FEDERAL FUNDS	FTE
<b>FY 2021-22 Appropriation</b>	<b>\$1,330,010</b>	<b>\$0</b>	<b>\$1,330,010</b>	<b>\$0</b>	<b>\$0</b>	<b>10.2</b>
CHANGES FROM FY 2021-22 APPROPRIATION						
Annualize prior year legislation	\$64,720	\$0	\$64,720	\$0	\$0	0.8
Indirect cost assessment	40,362	0	40,362	0	0	0.0
Annualize prior year budget actions	21,824	0	21,824	0	0	0.0
Increase EDO resources	(5,078)	0	(5,078)	0	0	0.0
<b>TOTAL FY 2022-23 LONG BILL APPROPRIATION</b>	<b>\$1,451,838</b>	<b>\$0</b>	<b>\$1,451,838</b>	<b>\$0</b>	<b>\$0</b>	<b>11.0</b>
\$ Change from prior year	\$121,828	\$0	\$121,828	\$0	\$0	0.8
% Change from prior year	9.2%	n/a	9.2%	n/a	n/a	7.8%

**DIVISION OF FINANCIAL SERVICES:** Examines and supervises state-chartered credit unions and state-chartered savings and loan associations, enforces the Savings and Loan Public Deposit Protection Act, and regulates certain financial activities of life care institutions.

DIVISION OF FINANCIAL SERVICES						
	TOTAL FUNDS	GENERAL FUND	CASH FUNDS	REAPPROPRIATED FUNDS	FEDERAL FUNDS	FTE
<b>FY 2021-22 Appropriation</b>	<b>\$1,783,553</b>	<b>\$0</b>	<b>\$1,783,553</b>	<b>\$0</b>	<b>\$0</b>	<b>15.6</b>
CHANGES FROM FY 2021-22 APPROPRIATION						
Annualize prior year budget actions	\$32,331	\$0	\$32,331	\$0	\$0	0.0
Indirect cost assessment	10,182	0	10,182	0	0	0.0
Increase EDO resources	(11,320)	0	(11,320)	0	0	0.0
<b>TOTAL FY 2022-23 LONG BILL APPROPRIATION</b>	<b>\$1,814,746</b>	<b>\$0</b>	<b>\$1,814,746</b>	<b>\$0</b>	<b>\$0</b>	<b>15.6</b>
\$ Change from prior year	\$31,193	\$0	\$31,193	\$0	\$0	0.0
% Change from prior year	1.7%	n/a	1.7%	n/a	n/a	0.0%

**DIVISION OF INSURANCE:** Regulates companies and agents providing health insurance, property and liability insurance (homeowners and automobile), life insurance, and title insurance.

DIVISION OF INSURANCE						
	TOTAL FUNDS	GENERAL FUND	CASH FUNDS	REAPPROPRIATED FUNDS	FEDERAL FUNDS	FTE
<b>FY 2021-22 Appropriation</b>	<b>\$11,505,639</b>	<b>\$0</b>	<b>\$10,935,519</b>	<b>\$0</b>	<b>\$570,120</b>	<b>102.1</b>
<b>CHANGES FROM FY 2021-22 APPROPRIATION</b>						
Implement primary care and maternal health APMs	\$250,000	\$0	\$250,000	\$0	\$0	0.0
Annualize prior year budget actions	194,075	0	175,223	0	18,852	0.0
Indirect cost assessment	151,140	0	156,084	0	(4,944)	0.0
Annualize prior year legislation	108,973	0	108,973	0	0	0.2
Increase EDO resources	(66,417)	0	(66,417)	0	0	0.0
<b>TOTAL FY 2022-23 LONG BILL APPROPRIATION</b>	<b>\$12,143,410</b>	<b>\$0</b>	<b>\$11,559,382</b>	<b>\$0</b>	<b>\$584,028</b>	<b>102.3</b>
\$ Change from prior year	\$637,771	\$0	\$623,863	\$0	\$13,908	0.2
% Change from prior year	5.5%	n/a	5.7%	n/a	2.4%	0.2%

**PUBLIC UTILITIES COMMISSION:** Regulates the rates and services of fixed utilities and transportation utilities. Additionally, the PUC administers several programs, including the Colorado Telecommunications High Cost Program, Low Income Telephone Assistance Program, and the Disabled Telephone Users Program.

PUBLIC UTILITIES COMMISSION						
	TOTAL FUNDS	GENERAL FUND	CASH FUNDS	REAPPROPRIATED FUNDS	FEDERAL FUNDS	FTE
FY 2021-22 Appropriation	\$18,347,390	(\$10)	\$18,307,595	\$0	\$39,805	114.9
Long Bill supplemental	10	10	0	0	0	0.0
<b>FY 2021-22 Adjusted Appropriation</b>	<b>\$18,347,400</b>	<b>\$0</b>	<b>\$18,307,595</b>	<b>\$0</b>	<b>\$39,805</b>	<b>114.9</b>
<b>CHANGES FROM FY 2021-22 APPROPRIATION</b>						
Annualize prior year legislation	\$591,845	\$0	\$591,845	\$0	\$0	5.8
Annualize prior year budget actions	320,997	0	320,997	0	0	0.0
Indirect cost assessment	220,566	0	219,562	0	1,004	0.0
Reading services increase	100,000	0	100,000	0	0	0.0
Increase EDO resources	(75,269)	0	(75,269)	0	0	0.0
Reduce payments to TUDF	(59,541)	0	(59,541)	0	0	0.0
<b>TOTAL FY 2022-23 LONG BILL APPROPRIATION</b>	<b>\$19,445,998</b>	<b>\$0</b>	<b>\$19,405,189</b>	<b>\$0</b>	<b>\$40,809</b>	<b>120.7</b>
\$ Change from prior year	\$1,098,598	\$0	\$1,097,594	\$0	\$1,004	5.8
% Change from prior year	6.0%	n/a	6.0%	n/a	2.5%	5.0%

**DIVISION OF REAL ESTATE:** Licenses real estate agents, appraisers, and mortgage loan originators and registers mortgage companies and homeowners associations.

DIVISION OF REAL ESTATE						
	TOTAL FUNDS	GENERAL FUND	CASH FUNDS	REAPPROPRIATED FUNDS	FEDERAL FUNDS	FTE
<b>FY 2021-22 Appropriation</b>	<b>\$4,936,547</b>	<b>\$0</b>	<b>\$4,936,547</b>	<b>\$0</b>	<b>\$0</b>	<b>48.9</b>
<b>CHANGES FROM FY 2021-22 APPROPRIATION</b>						
Annualize prior year budget actions	\$94,995	\$0	\$94,995	\$0	\$0	0.0
Indirect cost assessment	31,913	0	31,913	0	0	0.0

DIVISION OF REAL ESTATE						
	TOTAL FUNDS	GENERAL FUND	CASH FUNDS	REAPPROPRIATED FUNDS	FEDERAL FUNDS	FTE
Increase EDO resources	(35,482)	0	(35,482)	0	0	0.0
Technical adjustments	(6,808)	0	(6,808)	0	0	0.0
<b>TOTAL FY 2022-23 LONG BILL APPROPRIATION</b>	<b>\$5,021,165</b>	<b>\$0</b>	<b>\$5,021,165</b>	<b>\$0</b>	<b>\$0</b>	<b>48.9</b>
\$ Change from prior year	\$84,618	\$0	\$84,618	\$0	\$0	0.0
% Change from prior year	1.7%	n/a	1.7%	n/a	n/a	0.0%

**DIVISION OF PROFESSIONS AND OCCUPATIONS:** Regulates licensees in over 30 professions and occupations to ensure a basic level of competence to protect the public welfare.

DIVISION OF PROFESSIONS AND OCCUPATIONS						
	TOTAL FUNDS	GENERAL FUND	CASH FUNDS	REAPPROPRIATED FUNDS	FEDERAL FUNDS	FTE
<b>FY 2021-22 Appropriation</b>	<b>\$20,516,777</b>	<b>\$0</b>	<b>\$19,923,326</b>	<b>\$593,451</b>	<b>\$0</b>	<b>209.2</b>
CHANGES FROM FY 2021-22 APPROPRIATION						
Annualize prior year budget actions	\$392,271	\$0	\$392,271	\$0	\$0	0.0
Annualize prior year legislation	235,764	0	235,764	0	0	4.4
Indirect cost assessment	200,736	0	200,736	0	0	0.0
Increase EDO resources	(149,627)	0	(149,627)	0	0	0.0
<b>TOTAL FY 2022-23 LONG BILL APPROPRIATION</b>	<b>\$21,195,921</b>	<b>\$0</b>	<b>\$20,602,470</b>	<b>\$593,451</b>	<b>\$0</b>	<b>213.6</b>
\$ Change from prior year	\$679,144	\$0	\$679,144	\$0	\$0	4.4
% Change from prior year	3.3%	n/a	3.4%	n/a	n/a	2.1%

**DIVISION OF SECURITIES:** Monitors the conduct of broker-dealers and sales representatives, investigates citizen complaints, and investigates indicators of investment fraud.

DIVISION OF SECURITIES						
	TOTAL FUNDS	GENERAL FUND	CASH FUNDS	REAPPROPRIATED FUNDS	FEDERAL FUNDS	FTE
<b>FY 2021-22 Appropriation</b>	<b>\$3,976,898</b>	<b>\$0</b>	<b>\$3,976,898</b>	<b>\$0</b>	<b>\$0</b>	<b>24.0</b>
CHANGES FROM FY 2021-22 APPROPRIATION						
Annualize prior year budget actions	\$70,614	\$0	\$70,614	\$0	\$0	0.0
Technical adjustments	53,804	0	53,804	0	0	0.0
Indirect cost assessment	15,664	0	15,664	0	0	0.0
Increase EDO resources	(17,416)	0	(17,416)	0	0	0.0
<b>TOTAL FY 2022-23 LONG BILL APPROPRIATION</b>	<b>\$4,099,564</b>	<b>\$0</b>	<b>\$4,099,564</b>	<b>\$0</b>	<b>\$0</b>	<b>24.0</b>
\$ Change from prior year	\$122,666	\$0	\$122,666	\$0	\$0	0.0
% Change from prior year	3.1%	n/a	3.1%	n/a	n/a	0.0%

**DIVISION OF CONSERVATION:** Certifies conservation easement holders and conservation easement tax credit certificates, in conjunction with the Conservation Easement Oversight Commission.

DIVISION OF CONSERVATION						
	TOTAL FUNDS	GENERAL FUND	CASH FUNDS	REAPPROPRIATED FUNDS	FEDERAL FUNDS	FTE
<b>FY 2021-22 Appropriation</b>	<b>\$658,359</b>	<b>\$0</b>	<b>\$658,359</b>	<b>\$0</b>	<b>\$0</b>	<b>5.8</b>
<b>CHANGES FROM FY 2021-22 APPROPRIATION</b>						
Indirect cost assessment	\$20,377	\$0	\$20,377	\$0	\$0	0.0
Annualize prior year legislation	(12,400)	0	(12,400)	0	0	0.0
Increase EDO resources	(2,757)	0	(2,757)	0	0	0.0
<b>TOTAL FY 2022-23 LONG BILL APPROPRIATION</b>	<b>\$663,579</b>	<b>\$0</b>	<b>\$663,579</b>	<b>\$0</b>	<b>\$0</b>	<b>5.8</b>
\$ Change from prior year	\$5,220	\$0	\$5,220	\$0	\$0	0.0
% Change from prior year	0.8%	n/a	0.8%	n/a	n/a	0.0%

# DEPARTMENT OF REVENUE

**Description:** The Department has three functional groups: the Taxation Business Group, the Division of Motor Vehicles, and the Specialized Business Group. The Taxation Business Group collects revenue for the state and for many local governments and assists taxpayers in tax related matters. The Division of Motor Vehicles regulates motor vehicle safety, issues personal identification documents, and regulates commercial vehicles. The Specialized Business Group regulates alcohol, tobacco, marijuana, horseracing and off-track betting, limited gaming, and automobile dealers and sales persons. The three functional groups are supported by the Executive Director's Office. The Department also operates the State Lottery, a TABOR enterprise supported by lottery ticket sales.

DEPARTMENT OF REVENUE						
	TOTAL FUNDS	GENERAL FUND	CASH FUNDS	REAPPROPRIATED FUNDS	FEDERAL FUNDS	FTE
<b>FY 2021-22 Appropriation</b>	<b>\$439,088,743</b>	<b>\$141,512,775</b>	<b>\$288,041,442</b>	<b>\$8,469,940</b>	<b>\$1,064,586</b>	<b>1,626.2</b>
<b>CHANGES FROM FY 2021-22 APPROPRIATION</b>						
Lottery retailer payments	\$19,143,696	\$0	\$19,143,696	\$0	\$0	0.0
Centrally appropriated line items	10,595,035	5,380,509	4,839,808	281,942	92,776	3.0
DMV DRIVES system support	2,625,947	0	2,625,947	0	0	11.0
DMV safety expansion	179,720	0	179,720	0	0	0.0
Impacts driven by other agencies	108,200	0	0	108,200	0	0.0
Operational funding realignment	0	0	0	0	0	0.0
Annualize prior year budget actions	(4,841,262)	(2,543,587)	(2,297,675)	0	0	0.0
Technical adjustments	(3,120,031)	(3,350,935)	490,441	(259,537)	0	0.0
Annualize prior year legislation	(944,082)	(1,945,246)	1,104,835	(108,064)	4,393	20.9
Lease space savings	(448,194)	(448,194)	0	0	0	0.0
Refinance HB 21-1314	(140,000)	0	(140,000)	0	0	0.0
<b>TOTAL FY 2022-23 LONG BILL APPROPRIATION</b>	<b>\$462,247,772</b>	<b>\$138,605,322</b>	<b>\$313,988,214</b>	<b>\$8,492,481</b>	<b>\$1,161,755</b>	<b>1,661.1</b>
\$ Change from prior year	\$23,159,029	(\$2,907,453)	\$25,946,772	\$22,541	\$97,169	34.9
% Change from prior year	5.3%	(2.1%)	9.0%	0.3%	9.1%	2.1%

## DESCRIPTION OF INCREMENTAL CHANGES

**LOTTERY RETAILER PAYMENTS:** The bill includes an increase of \$19.1 million in Lottery Cash Fund spending authority to allow the Lottery to grow in Colorado and meet the obligation to retailers while also maintaining transparency in the budget. This line item is utilized only for the payment of contractually obligated payables to lottery retailers. These payments are based on a standardized fixed percentage of Lottery sales.

**CENTRALLY APPROPRIATED LINE ITEMS:** The bill includes adjustments to centrally appropriated line items for the following: state contributions for health, life, and dental benefits; short-term disability; paid family and medical leave insurance; supplemental state contributions to the Public Employees' Retirement Association (PERA) pension fund; shift differential; salary survey; workers' compensation; legal services; administrative law judges; payment to risk management and property funds; Capitol complex leased space; payments to the Governor's Office of Information Technology (OIT); and CORE operations.

**DMV DRIVES SYSTEM SUPPORT:** The bill includes an increase of \$2.6 million in spending authority from the DRIVES Cash Fund and an additional 11.0 FTE to address the backlog of maintenance and system enhancements to the DRIVES information technology system. Additionally, the bill includes legislation to merge the Department's two primary operational cash funds, the DRIVES Cash Fund, and the Licensing Services Cash Fund.

**DMV SAFETY EXPANSION:** The bill includes an increase of \$179,720 in spending authority from the DRIVES Cash Fund for the Division of Motor Vehicles (DMV) for security guards at four driver license offices. Currently, the DMV has thirty-seven driver’s license offices, of which fourteen have existing security in place.

**OPERATIONAL FUNDING REALIGNMENT:** The bill includes a net-zero realignment of \$826,876 General Fund and 13.0 FTE from the Personal Services line item and \$9,000 General Fund from the Operating Expenses line in the Taxation Business Group to the Executive Director’s Office (EDO). The realignment moves the GenTax System Support Office team from the Taxation Business Group into the Innovation Strategy and Delivery team in EDO. Additionally, the bill includes a net-zero realignment of \$1,062,746 in cash fund spending authority and 17.0 FTE from the Personal Services line item, and \$8,500 in cash fund spending authority from the operating expenses line item in the Division of Motor Vehicles (DMV) Administration and Driver Services to the EDO. The realignment moves the DRIVES Development Support team from DMV into the Innovation, Strategy, and Delivery team within the EDO.

**IMPACTS DRIVEN BY OTHER AGENCIES:** The bill includes \$108,200 in adjustments related to budget requests made by other departments that affect the Department of Revenue in FY 2022-23.

**ANNUALIZE PRIOR YEAR BUDGET ACTIONS:** The bill includes adjustments for the out-year impact of prior year budget actions.

ANNUALIZE PRIOR YEAR BUDGET ACTIONS						
	TOTAL FUNDS	GENERAL FUND	CASH FUNDS	REAPPROPRIATED FUNDS	FEDERAL FUNDS	FTE
FY21-22 Lottery reimagined	\$6,643,691	\$0	\$6,643,691	\$0	\$0	0.0
FY19-20 Drivers license documents	428,495	0	428,495	0	0	0.0
FY21-22 Lottery retailer compensation	(9,154,067)	0	(9,154,067)	0	0	0.0
FY21-22 DMV digital transformation	(2,520,072)	(2,520,072)	0	0	0	0.0
FY21-22 Racing season delay	(215,794)	0	(215,794)	0	0	0.0
FY21-22 Sales and use tax simplification	(23,515)	(23,515)	0	0	0	0.0
<b>TOTAL</b>	<b>(\$4,841,262)</b>	<b>(\$2,543,587)</b>	<b>(\$2,297,675)</b>	<b>\$0</b>	<b>\$0</b>	<b>0.0</b>

**TECHNICAL ADJUSTMENTS:** The bill includes adjustments resulting from the revenue forecast for cigarette and marijuana tax, General Fund, and Tobacco Tax Cash Fund distributions to local governments via statutory or constitutional formula, IT systems contract escalators, and refinancing adjustments.

TECHNICAL ADJUSTMENTS						
	TOTAL FUNDS	GENERAL FUND	CASH FUNDS	REAPPROPRIATED FUNDS	FEDERAL FUNDS	FTE
Technical adjustments IDS print production	\$4,650,236	\$4,650,236	\$0	\$0	\$0	0.0
Department indirect cost recoveries adjustment	312,827	0	312,827	0	0	0.0
Drivers license documents	296,823	0	296,823	0	0	0.0
Contract escalator Fast Enterprises	282,231	174,348	107,883	0	0	0.0
Indirect related refinancing	112,589	105,857	6,732	0	0	0.0
Drivers license documents adjustment	23,800	0	23,800	0	0	0.0
FY2022-23 Department indirect entries	0	259,537	0	(259,537)	0	0.0
Revenue forecast adjustment	(8,454,144)	(8,454,144)	0	0	0	0.0
Tobacco forecast adjustment	(219,105)	0	(219,105)	0	0	0.0
Document Management	(125,288)	(86,769)	(38,519)	0	0	0.0
<b>TOTAL</b>	<b>(\$3,120,031)</b>	<b>(\$3,350,935)</b>	<b>\$490,441</b>	<b>(\$259,537)</b>	<b>\$0</b>	<b>0.0</b>

**ANNUALIZE PRIOR YEAR LEGISLATION:** The bill includes adjustments related to prior year legislation.

ANNUALIZE PRIOR YEAR LEGISLATION						
	TOTAL FUNDS	GENERAL FUND	CASH FUNDS	REAPPROPRIATED FUNDS	FEDERAL FUNDS	FTE
HB 21-1311 Income tax bill for fy 2022	\$1,412,765	\$1,412,765	\$0	\$0	\$0	12.2

ANNUALIZE PRIOR YEAR LEGISLATION						
	TOTAL FUNDS	GENERAL FUND	CASH FUNDS	REAPPROPRIATED FUNDS	FEDERAL FUNDS	FTE
SB 18-200 PERA unfunded liability	502,106	227,901	269,676	136	4,393	0.0
SB 21-069 LP expiration change of owner	393,090	(102,600)	495,690	0	0	0.0
SB 21-082 Alcohol beverage festival	303,286	0	303,286	0	0	4.7
SB 21-257 Special mobile machinery	194,495	194,495	0	0	0	1.7
HB 21-1327 State and local tax parity	59,866	59,866	0	0	0	5.2
HB 21-1301 Cannabis outdoor cultivation	39,764	0	39,764	0	0	1.1
HB 21-1141 Electric vehicle license plate	37,256	0	37,256	0	0	0.0
HB 19-1159 Modify motor vehicle income	33,160	33,160	0	0	0	0.8
HB 21-1027 Alcohol takeout and delivery	4,636	0	4,636	0	0	0.2
HB 21-1044 Winery license include non	2,309	0	2,309	0	0	0.1
SB 21-076 Fund electronic third party	(1,295,594)	(1,631,792)	336,198	0	0	(3.9)
HB 21-260 sustainability of transportation	(899,328)	(877,391)	(21,937)	0	0	(1.9)
SB 21-131 Protect personal identifying	(256,500)	(256,500)	0	0	0	0.0
HB 21-1312 Insurance premium property	(218,789)	(218,789)	0	0	0	(0.3)
HB 21-1314 DOR action against certain documents	(211,500)	0	(211,500)	0	0	0.0
HB 21-1233 Conservation easement modification	(204,722)	(204,722)	0	0	0	0.0
SB 21-249 Keep CO wild pass	(108,200)	0	0	(108,200)	0	0.0
HB 20-1420 Limit tax expenditure	(107,434)	(107,434)	0	0	0	0.0
HB 21-1265 Qualified retailer sales tax	(101,600)	(101,600)	0	0	0	0.0
HB 21-1014 Disability symbol id doc	(85,800)	(85,800)	0	0	0	0.0
SB 21-199 Remove barriers to certain	(83,881)	(83,881)	0	0	0	0.0
HB 21-1002 Reductions to certain taxpayer	(82,785)	(82,785)	0	0	0	(0.7)
SB 21-154 Suicide prevention	(72,966)	(72,966)	0	0	0	0.0
SB 20-055 Collection of state debts	(50,625)	(50,625)	0	0	0	0.0
HB 21-1317 Regulating marijuana	(48,329)	0	(48,329)	0	0	0.0
HB 20-1236 Health care coverage easy	(28,372)	(28,372)	0	0	0	0.0
HB 20-1024 Net operating loss deduction	(22,859)	(22,859)	0	0	0	0.0
HB 21-1145 Support Pollinator license plate	(20,400)	0	(20,400)	0	0	0.0
SB 21-253 Women veterans license plate	(5,400)	0	(5,400)	0	0	0.0
HB 21-1219 Nurse special license plate	(5,400)	0	(5,400)	0	0	0.0
HB 21-1128 Hospice and palliative care	(5,021)	0	(5,021)	0	0	0.0
HB 21-1323 Special Olympics license plate	(3,385)	0	(3,385)	0	0	0.0
HB 21-1073 Support foster families license plate	(3,208)	0	(3,208)	0	0	0.0
SB 21-271 Misdemeanor reform	(2,394)	57,006	(59,400)	0	0	1.7
Proposition EE funding	(2,323)	(2,323)	0	0	0	0.0
<b>TOTAL</b>	<b>(\$944,082)</b>	<b>(\$1,945,246)</b>	<b>\$1,104,835</b>	<b>(\$108,064)</b>	<b>\$4,393</b>	<b>20.9</b>

**LEASE SPACE SAVINGS AND REMOTE WORK:** The bill includes a \$109,000 General Fund appropriation shift from leased space to operating expenses in FY 2022-23 and in subsequent years. Additionally, the bill includes a permanent General Fund reduction of \$448,194 to leased space.

**REFINANCE HB 21-1314:** The bill includes a \$140,000 reduction in cash fund appropriations to the Division of Motor Vehicles for Hearings due to efficiencies gained from a recent shift to digital service delivery.

## SUMMARY OF CHANGES BY LONG BILL DIVISION

SUMMARY TABLE FOR DEPARTMENT OF REVENUE						
	TOTAL FUNDS	GENERAL FUND	CASH FUNDS	REAPPROPRIATED FUNDS	FEDERAL FUNDS	FTE
<b>FY 2021-22 Appropriation</b>	<b>\$439,088,743</b>	<b>\$141,512,775</b>	<b>\$288,041,442</b>	<b>\$8,469,940</b>	<b>\$1,064,586</b>	<b>1,626.2</b>
CHANGES FROM FY 2021-22 BY LONG BILL DIVISION						
Executive Director's Office	11,216,184	4,668,986	6,429,004	21,025	97,169	27.1
Taxation Business Group	(3,746,668)	(3,523,094)	(223,574)	0	0	4.1
Division of Motor Vehicles	(2,057,431)	(4,058,481)	1,999,534	1,516	0	(2.4)



**SUMMARY TABLE FOR DEPARTMENT OF REVENUE**

	TOTAL FUNDS	GENERAL FUND	CASH FUNDS	REAPPROPRIATED FUNDS	FEDERAL FUNDS	FTE
Specialized Business Group	891,932	5,136	886,796	0	0	6.1
State Lottery Division	16,855,012	0	16,855,012	0	0	0.0
<b>TOTAL FY 2022-23 LONG BILL APPROPRIATION</b>	<b>\$462,247,772</b>	<b>\$138,605,322</b>	<b>\$313,988,214</b>	<b>\$8,492,481</b>	<b>\$1,161,755</b>	<b>1,661.1</b>
\$ Change from prior year	\$23,159,029	(\$2,907,453)	\$25,946,772	\$22,541	\$97,169	34.9
% Change from prior year	5.3%	(2.1%)	9.0%	0.3%	9.1%	2.1%

**APPROPRIATION DETAIL BY LONG BILL DIVISION**

**EXECUTIVE DIRECTOR’S OFFICE:** The Executive Director’s Office provides department-wide services for central budgeting, fiscal note coordination, revenue and expenditure accounting, purchasing and contract administration, human resources, internal auditing, project management, facilities safety, and security, and a hearings division. The Office is funded through direct and indirect costs charged to divisions. Additionally, the Executive Director’s Office supports the Office of Research and Analysis that develops reports, such as the Department’s annual report and monthly and quarterly sales tax report. They also develop analytical data and estimate the amount the State of Colorado must refund in excess revenues under Article X, Section 20 of the State Constitution (TABOR).

**EXECUTIVE DIRECTOR'S OFFICE**

	TOTAL FUNDS	GENERAL FUND	CASH FUNDS	REAPPROPRIATED FUNDS	FEDERAL FUNDS	FTE
<b>FY 2021-22 Appropriation</b>	<b>\$75,467,496</b>	<b>\$31,842,780</b>	<b>\$35,888,346</b>	<b>\$7,523,916</b>	<b>\$212,454</b>	<b>178.3</b>
<b>CHANGES FROM FY 2021-22 APPROPRIATION</b>						
Centrally appropriated line items	\$15,682,150	\$7,325,874	\$7,981,627	\$280,444	\$94,205	3.0
Operational funding realignment	1,907,122	835,876	1,071,246	0	0	30.0
DMV drives system support	1,351,240	0	1,351,240	0	0	0.0
Technical adjustments	296,133	259,537	296,133	(259,537)	0	0.0
Annualize prior year legislation	66,000	(356,474)	417,945	136	4,393	(5.9)
Annualize prior year budget actions	31,808	0	31,808	0	0	0.0
Non-prioritized decision items	(7,630,075)	(2,947,633)	(4,680,995)	(18)	(1,429)	0.0
Lease space savings	(448,194)	(448,194)	0	0	0	0.0
Refinance HB 21-1314	(40,000)	0	(40,000)	0	0	0.0
<b>TOTAL FY 2022-23 LONG BILL APPROPRIATION</b>	<b>\$86,683,680</b>	<b>\$36,511,766</b>	<b>\$42,317,350</b>	<b>\$7,544,941</b>	<b>\$309,623</b>	<b>205.4</b>
\$ Change from prior year	\$11,216,184	\$4,668,986	\$6,429,004	\$21,025	\$97,169	27.1
% Change from prior year	14.9%	14.7%	17.9%	0.3%	45.7%	15.2%

**TAXATION BUSINESS GROUP:** The Taxation Business Group is charged with the collection, administration, audit, and enforcement responsibilities pertaining to all taxes, fees, bonds, and licenses covered under Colorado’s tax laws. The group is directed by an administrative section that includes senior management, policy-making, and budgetary support for the division. This division is primarily funded by General Fund, but does receive some money from the Highway Users Tax Fund (HUTF), federal programs, and marijuana taxes and fees.

**TAXATION BUSINESS GROUP**

	TOTAL FUNDS	GENERAL FUND	CASH FUNDS	REAPPROPRIATED FUNDS	FEDERAL FUNDS	FTE
<b>FY 2021-22 Appropriation</b>	<b>\$104,861,585</b>	<b>\$100,464,582</b>	<b>\$3,227,503</b>	<b>\$317,368</b>	<b>\$852,132</b>	<b>432.5</b>

TAXATION BUSINESS GROUP						
	TOTAL FUNDS	GENERAL FUND	CASH FUNDS	REAPPROPRIATED FUNDS	FEDERAL FUNDS	FTE
<b>CHANGES FROM FY 2021-22 APPROPRIATION</b>						
Centrally appropriated line items	\$876,158	\$836,726	\$39,432	\$0	\$0	0.0
Annualize prior year legislation	210,506	210,506	0	0	0	17.1
Technical adjustments	(3,973,941)	(3,710,935)	(263,006)	0	0	0.0
Operational funding realignment	(835,876)	(835,876)	0	0	0	(13.0)
Annualize prior year budget actions	(23,515)	(23,515)	0	0	0	0.0
<b>TOTAL FY 2022-23 LONG BILL APPROPRIATION</b>	<b>\$101,114,917</b>	<b>\$96,941,488</b>	<b>\$3,003,929</b>	<b>\$317,368</b>	<b>\$852,132</b>	<b>436.6</b>
\$ Change from prior year	(\$3,746,668)	(\$3,523,094)	(\$223,574)	\$0	\$0	4.1
% Change from prior year	(3.6%)	(3.5%)	(6.9%)	0.0%	0.0%	0.9%

**DIVISION OF MOTOR VEHICLES:** The Division of Motor Vehicles consists of Administration, Driver Services and Vehicle Services sections. Driver Services is responsible for issuing driver's licenses and identity documents, imposing license suspensions and revocations, receiving and processing penalty assessment citations, performing law enforcement assists, and administering the ignition interlock program. The Vehicles Services section oversees titling, registration, and license plate issuance of vehicles by registered agents and county clerks.

DIVISION OF MOTOR VEHICLES						
	TOTAL FUNDS	GENERAL FUND	CASH FUNDS	REAPPROPRIATED FUNDS	FEDERAL FUNDS	FTE
<b>FY 2021-22 Appropriation</b>	<b>\$67,650,600</b>	<b>\$9,010,415</b>	<b>\$58,346,096</b>	<b>\$294,089</b>	<b>\$0</b>	<b>545.6</b>
<b>CHANGES FROM FY 2021-22 APPROPRIATION</b>						
DMV DRIVES system support	\$1,274,707	\$0	\$1,274,707	\$0	\$0	11.0
Centrally appropriated line items	878,900	160,406	716,978	1,516	0	0.0
Technical adjustments	234,704	100,463	134,241	0	0	0.0
DMV safety expansion	179,720	0	179,720	0	0	0.0
Impacts Driven by Other Agencies	108,200	0	0	108,200	0	0.0
Annualize prior year budget actions	(2,123,385)	(2,520,072)	396,687	0	0	0.0
Annualize prior year legislation	(1,439,031)	(1,799,278)	468,447	(108,200)	0	3.6
Operational funding realignment	(1,071,246)	0	(1,071,246)	0	0	(17.0)
Refinance HB 21-1314	(100,000)	0	(100,000)	0	0	0.0
<b>TOTAL FY 2022-23 LONG BILL APPROPRIATION</b>	<b>\$65,593,169</b>	<b>\$4,951,934</b>	<b>\$60,345,630</b>	<b>\$295,605</b>	<b>\$0</b>	<b>543.2</b>
\$ Change from prior year	(\$2,057,431)	(\$4,058,481)	\$1,999,534	\$1,516	\$0	(2.4)
% Change from prior year	(3.0%)	(45.0%)	3.4%	0.5%	0.0%	(0.4%)

**SPECIALIZED BUSINESS GROUP:** This group regulates and enforces laws related to: limited gaming; the state's liquor wholesalers and retailers and tobacco retailers; liquor retailer, wholesaler, and manufacturer licenses; alcohol licenses for special events; live horse racing events and pari-mutuel wagering (including off-track simulcast establishments); the motor vehicle dealer industry; and the marijuana industry.

SPECIALIZED BUSINESS GROUP						
	TOTAL FUNDS	GENERAL FUND	CASH FUNDS	REAPPROPRIATED FUNDS	FEDERAL FUNDS	FTE
<b>FY 2021-22 Appropriation</b>	<b>\$68,619,791</b>	<b>\$194,998</b>	<b>\$68,090,226</b>	<b>\$334,567</b>	<b>\$0</b>	<b>367.7</b>

SPECIALIZED BUSINESS GROUP						
	TOTAL FUNDS	GENERAL FUND	CASH FUNDS	REAPPROPRIATED FUNDS	FEDERAL FUNDS	FTE
<b>CHANGES FROM FY 2021-22 APPROPRIATION</b>						
Centrally appropriated line items	\$600,302	\$5,136	\$595,166	\$0	\$0	0.0
Technical adjustments	288,981	0	288,981	0	0	0.0
Annualize prior year legislation	218,443	0	218,443	0	0	6.1
Annualize prior year budget actions	(215,794)	0	(215,794)	0	0	0.0
<b>TOTAL FY 2022-23 LONG BILL APPROPRIATION</b>	<b>\$69,511,723</b>	<b>\$200,134</b>	<b>\$68,977,022</b>	<b>\$334,567</b>	<b>\$0</b>	<b>373.8</b>
\$ Change from prior year	\$891,932	\$5,136	\$886,796	\$0	\$0	6.1
% Change from prior year	1.3%	2.6%	1.3%	0.0%	n/a	1.7%

**STATE LOTTERY DIVISION:** The State Lottery Division is a TABOR enterprise under Article X, Section 20, of the Colorado Constitution. Cash funds appropriations are from the Lottery Fund. The Lottery sells scratch lottery and jackpot (PowerBall, MegaMillions, and Lotto) tickets. Expenses are paid from the Lottery Fund. After expenses of the State Lottery Division, the remainder is distributed to the Conservation Trust Fund, Great Outdoors Colorado, Parks and Outdoor Recreation in the Department of Natural Resources, and Public School Capital Construction Assistance Fund.

STATE LOTTERY DIVISION						
	TOTAL FUNDS	GENERAL FUND	CASH FUNDS	REAPPROPRIATED FUNDS	FEDERAL FUNDS	FTE
<b>FY 2021-22 Appropriation</b>	<b>\$122,489,271</b>	<b>\$0</b>	<b>\$122,489,271</b>	<b>\$0</b>	<b>\$0</b>	<b>102.1</b>
<b>CHANGES FROM FY 2021-22 APPROPRIATION</b>						
Lottery retailer payments	\$19,143,696	\$0	\$19,143,696	\$0	\$0	0.0
Centrally appropriated line items	187,600	0	187,600	0	0	0.0
Technical adjustments	34,092	0	34,092	0	0	0.0
Annualize prior year budget actions	(2,510,376)	0	(2,510,376)	0	0	0.0
<b>TOTAL FY 2022-23 LONG BILL APPROPRIATION</b>	<b>\$139,344,283</b>	<b>\$0</b>	<b>\$139,344,283</b>	<b>\$0</b>	<b>\$0</b>	<b>102.1</b>
\$ Change from prior year	\$16,855,012	\$0	\$16,855,012	\$0	\$0	0.0
% Change from prior year	13.8%	n/a	13.8%	n/a	n/a	0.0%

# DEPARTMENT OF STATE

**Description:** The Secretary of State is one of five independently-elected constitutional officers and serves as the chief election official for the State of Colorado. The Department of State is broadly responsible for overseeing elections, registering businesses, and publishing information and records for public use. This includes: administering statutory provisions that pertain to elections; managing the statewide voter registration database; implementing the Help America Vote Act; overseeing campaign finance reporting; registering lobbyists and monitoring the filing of required disclosures; collecting, maintaining, and providing public access to business filings; regulating charities and charitable gaming; and certifying notaries public.

DEPARTMENT OF STATE						
	TOTAL FUNDS	GENERAL FUND	CASH FUNDS	REAPPROPRIATED FUNDS	FEDERAL FUNDS	FTE
<b>FY 2021-22 Appropriation</b>	<b>\$33,319,203</b>	<b>\$271,360</b>	<b>\$33,047,843</b>	<b>\$0</b>	<b>\$0</b>	<b>147.2</b>
<b>CHANGES FROM FY 2021-22 APPROPRIATION</b>						
Centrally appropriated line items	\$1,062,643	\$0	\$1,062,643	\$0	\$0	0.0
Hardware/software maintenance cost increases	171,075	0	171,075	0	0	0.0
Indirect cost assessment	110,824	(457,349)	110,824	457,349	0	0.0
Annualize prior year legislation	85,937	609,000	(523,063)	0	0	(0.7)
Security services	32,400	0	32,400	0	0	0.0
Annualize prior year budget actions	2,848	0	2,848	0	0	0.0
Informational adjustments	(49,592)	0	(49,592)	0	0	0.0
<b>TOTAL FY 2022-23 LONG BILL APPROPRIATION</b>	<b>\$34,735,338</b>	<b>\$423,011</b>	<b>\$33,854,978</b>	<b>\$457,349</b>	<b>\$0</b>	<b>146.5</b>
\$ Change from prior year	\$1,416,135	\$151,651	\$807,135	\$457,349	\$0	(0.7)
% Change from prior year	4.3%	55.9%	2.4%	n/a	n/a	(0.5%)

## DESCRIPTION OF INCREMENTAL CHANGES

**CENTRALLY APPROPRIATED LINE ITEMS:** The bill includes adjustments to centrally appropriated line items. All adjustments are outlined in the following table.

CENTRALLY APPROPRIATED LINE ITEMS						
	TOTAL FUNDS	GENERAL FUNDS	CASH FUNDS	REAPPROPRIATED FUNDS	FEDERAL FUNDS	FTE
Salary survey	\$392,180	\$0	\$392,180	\$0	\$0	0.0
Legal services	228,596	0	228,596	0	0	0.0
Health, life, and dental	139,667	0	139,667	0	0	0.0
Payment to risk management and property funds	103,196	0	103,196	0	0	0.0
Leased space	98,146	0	98,146	0	0	0.0
DPA Document management	59,528	0	59,528	0	0	0.0
ALJ services	55,928	0	55,928	0	0	0.0
Paid Family Medical Leave	33,176	0	33,176	0	0	0.0
PERA Direct Distribution	26,802	0	26,802	0	0	0.0
Workers' compensation	23,864	0	23,864	0	0	0.0
AED	18,300	0	18,300	0	0	0.0
SAED	18,300	0	18,300	0	0	0.0
CORE adjustment	3,517	0	3,517	0	0	0.0
COWINS Partnership Agreement	1,221	0	1,221	0	0	0.0
Short-term disability	814	0	814	0	0	0.0
Payments to OIT	-138,293	0	-138,293	0	0	0.0
Annual Fleet Vehicle Request	-2,299	0	-2,299	0	0	0.0
<b>TOTAL</b>	<b>\$1,062,643</b>	<b>\$0</b>	<b>\$1,062,643</b>	<b>\$0</b>	<b>\$0</b>	<b>0.0</b>

**HARDWARE/SOFTWARE MAINTENANCE COST INCREASES:** The bill includes an increase of \$171,075 in ongoing cash fund spending authority from the Department of State Cash Fund to account for increased Departmental information technology expenses including statewide ballot tracking and the TXT2CURE/TXT2SIGN system.

**INDIRECT COST ASSESSMENT:** The bill includes an increase for the Department's indirect cost assessments.

**ANNUALIZE PRIOR YEAR LEGISLATION:** The bill includes adjustments for out-year impacts of prior year legislation.

ANNUALIZE PRIOR YEAR LEGISLATION						
	TOTAL FUNDS	GENERAL FUND	CASH FUNDS	REAPPROPRIATED FUNDS	FEDERAL FUNDS	FTE
HB 21-1071 Ranked choice voting	\$609,000	\$609,000	\$0	\$0	\$0	0.0
SB18-200 PERA unfunded liability	58,005	0	58,005	0	0	0.0
SB 21-250 Elections and voting	(246,500)	0	(246,500)	0	0	0.0
HB 22-1182 Supplemental	(120,800)	0	(120,800)	0	0	0.0
HB 21-1230 User-friendly state portal	(108,718)	0	(108,718)	0	0	(0.7)
HB 21-1011 Multilingual ballot access	(69,050)	0	(69,050)	0	0	0.0
HB 21-1321 Voter transparency ballot measures	(36,000)	0	(36,000)	0	0	0.0
<b>TOTAL</b>	<b>\$85,937</b>	<b>\$609,000</b>	<b>(\$523,063)</b>	<b>\$0</b>	<b>\$0</b>	<b>(0.7)</b>

**SECURITY SERVICES:** The bill includes an increase of \$32,400 in cash fund spending authority from the Department of State Cash Fund. This funding allows the Department to coordinate with Colorado State Patrol (CSP) in securing private security in the instance that CSP is unavailable to provide security requested by the Department of State.

**ANNUALIZE PRIOR BUDGET ACTIONS:** The bill includes an increase of \$2,848 cash funds related to the adjustment of prior year budget actions.

**INFORMATIONAL ADJUSTMENTS:** The bill includes an increase of \$1,377,181 cash funds from the Electronic Recording Technology Board Fund to reflect the Electronic Recording Technology Board's available fund balance. These funds are shown for informational purposes and are continuously appropriated pursuant to Section 24-21-404 (1)(a), C.R.S. The bill also includes a decrease of \$1,426,773 cash funds for the Help America Vote Act (HAVA) HAVA informational line item and a cash fund spending authority transfer between line items within the IT Division for the implementation of S.B. 21-250, Elections and Voting.

INFORMATIONAL ADJUSTMENTS						
	TOTAL FUNDS	GENERAL FUND	CASH FUNDS	REAPPROPRIATED FUNDS	FEDERAL FUNDS	FTE
Adjust ERTB info line to FY21-22	\$1,377,181	\$0	\$1,377,181	\$0	\$0	0.0
SB 21-250 technical adjustment	0	0	0	0	0	0.0
Informational HAVA adjustment	(1,426,773)	0	(1,426,773)	0	0	0.0
<b>TOTAL</b>	<b>(\$49,592)</b>	<b>\$0</b>	<b>(\$49,592)</b>	<b>\$0</b>	<b>\$0</b>	<b>0.0</b>

## SUMMARY OF CHANGES BY LONG BILL DIVISION

SUMMARY TABLE FOR DEPARTMENT OF STATE						
	TOTAL FUNDS	GENERAL FUND	CASH FUNDS	REAPPROPRIATED FUNDS	FEDERAL FUNDS	FTE
<b>FY 2021-22 Appropriation</b>	<b>\$33,319,203</b>	<b>\$271,360</b>	<b>\$33,047,843</b>	<b>\$0</b>	<b>\$0</b>	<b>147.2</b>
<b>CHANGES FROM FY 2021-22 BY LONG BILL DIVISION</b>						
Administration Division	\$2,179,849	\$0	\$2,179,849	\$0	\$0	0.0
Information Technology Division	433,852	151,651	(175,148)	457,349	0	0.0

SUMMARY TABLE FOR DEPARTMENT OF STATE						
	TOTAL FUNDS	GENERAL FUND	CASH FUNDS	REAPPROPRIATED FUNDS	FEDERAL FUNDS	FTE
Elections Division	(1,251,717)	0	(1,251,717)	0	0	0.0
Business and Licensing Division	54,151	0	54,151	0	0	(0.7)
<b>TOTAL FY 2022-23 LONG BILL APPROPRIATION</b>	<b>\$34,735,338</b>	<b>\$423,011</b>	<b>\$33,854,978</b>	<b>\$457,349</b>	<b>\$0</b>	<b>146.5</b>
\$ Change from prior year	\$1,416,135	\$151,651	\$807,135	\$457,349	\$0	(0.7)
% Change from prior year	4.3%	55.9%	2.4%	n/a	n/a	(0.5%)

## APPROPRIATION DETAIL BY LONG BILL DIVISION

**ADMINISTRATION DIVISION:** The Administration Division provides general oversight and administrative support services for all divisions in the Department, including budgeting, human resources services, and public outreach. This Division is entirely supported by the Department of State Cash Fund, which primarily consists of revenue from fees collected with filings submitted by businesses and other non-profits.

ADMINISTRATION DIVISION						
	TOTAL FUNDS	GENERAL FUND	CASH FUNDS	REAPPROPRIATED FUNDS	FEDERAL FUNDS	FTE
<b>FY 2021-22 Appropriation</b>	<b>\$10,988,807</b>	<b>\$0</b>	<b>\$10,988,807</b>	<b>\$0</b>	<b>\$0</b>	<b>21.1</b>
CHANGES FROM FY 2021-22 APPROPRIATION						
Informational adjustments	\$1,377,181	\$0	\$1,377,181	\$0	\$0	0.0
Centrally appropriated line items	1,003,115	0	1,003,115	0	0	0.0
Indirect cost assessment	110,824	0	110,824	0	0	0.0
Security services	32,400	0	32,400	0	0	0.0
Annualize prior year budget actions	(306,790)	0	(306,790)	0	0	0.0
Annualize prior year legislation	(36,881)	0	(36,881)	0	0	0.0
<b>TOTAL FY 2022-23 LONG BILL APPROPRIATION</b>	<b>\$13,168,656</b>	<b>\$0</b>	<b>\$13,168,656</b>	<b>\$0</b>	<b>\$0</b>	<b>21.1</b>
\$ Change from prior year	\$2,179,849	\$0	\$2,179,849	\$0	\$0	0.0
% Change from prior year	19.8%	n/a	19.8%	n/a	n/a	0.0%

**INFORMATION TECHNOLOGY DIVISION:** The Information Technology (IT) Division provides technical and project management services, systems development, and support for information technology systems in the Department, including: (1) web based search and filing services used by the Business and Licensing Division to processes over 2,500 web-based transactions daily; and (2) the statewide voter registration and election management system (SCORE). The IT Division is also responsible for ensuring the Department's compliance with the Colorado Information Security Act. Cash funds for this division are entirely from the Department of State Cash Fund.

INFORMATION TECHNOLOGY DIVISION						
	TOTAL FUNDS	GENERAL FUND	CASH FUNDS	REAPPROPRIATED FUNDS	FEDERAL FUNDS	FTE
<b>FY 2021-22 Appropriation</b>	<b>\$10,041,938</b>	<b>\$271,360</b>	<b>\$9,770,578</b>	<b>\$0</b>	<b>\$0</b>	<b>46.0</b>
CHANGES FROM FY 2021-22 APPROPRIATION						
Hardware/software maintenance cost increases	\$171,075	\$0	\$171,075	\$0	\$0	0.0
Annualize prior year budget actions	139,887	0	139,887	0	0	0.0
Annualize prior year legislation	122,890	609,000	(486,110)	0	0	0.0

INFORMATION TECHNOLOGY DIVISION						
	TOTAL FUNDS	GENERAL FUND	CASH FUNDS	REAPPROPRIATED FUNDS	FEDERAL FUNDS	FTE
Indirect cost assessment	0	(457,349)	0	457,349	0	0.0
Informational adjustments	0	0	0	0	0	0.0
<b>TOTAL FY 2022-23 LONG BILL APPROPRIATION</b>	<b>\$10,475,790</b>	<b>\$423,011</b>	<b>\$9,595,430</b>	<b>\$457,349</b>	<b>\$0</b>	<b>46.0</b>
\$ Change from prior year	\$433,852	\$151,651	(\$175,148)	\$457,349	\$0	0.0
% Change from prior year	4.3%	55.9%	(1.8%)	n/a	n/a	0.0%

**ELECTIONS DIVISION:** The Elections Division administers statewide statutory and constitutional provisions that relate to elections, including the administration of the initiative and referendum process. This includes supervising primary, general, and congressional vacancy elections; maintaining the statewide voter registration database; authorizing official recounts for federal, state, and district elections; and administering the Fair Campaign Practices Act. The Elections Division also helps the Secretary of State supervise the 64 county clerks in the execution of their statutory responsibilities relating to voter registration and elections. Additionally, the Elections Division administers the lobbyist program. This division is funded by the Department of State Cash Fund and the continuously-appropriated Federal Elections Assistance Fund, which was established to receive federal Help America Vote Act (HAVA) funding.

ELECTIONS DIVISION						
	TOTAL FUNDS	GENERAL FUND	CASH FUNDS	REAPPROPRIATED FUNDS	FEDERAL FUNDS	FTE
<b>FY 2021-22 Appropriation</b>	<b>\$8,747,307</b>	<b>\$0</b>	<b>\$8,747,307</b>	<b>\$0</b>	<b>\$0</b>	<b>39.7</b>
CHANGES FROM FY 2021-22 APPROPRIATION						
Annualize prior year budget actions	\$88,849	\$0	\$88,849	\$0	\$0	0.0
Centrally appropriated line items	59,528	0	59,528	0	0	0.0
Annualize prior year legislation	26,679	0	26,679	0	0	0.0
Informational adjustments	(1,426,773)	0	(1,426,773)	0	0	0.0
<b>TOTAL FY 2022-23 LONG BILL APPROPRIATION</b>	<b>\$7,495,590</b>	<b>\$0</b>	<b>\$7,495,590</b>	<b>\$0</b>	<b>\$0</b>	<b>39.7</b>
\$ Change from prior year	(\$1,251,717)	\$0	(\$1,251,717)	\$0	\$0	0.0
% Change from prior year	(14.3%)	n/a	(14.3%)	n/a	n/a	0.0%

**BUSINESS AND LICENSING DIVISION:** The Business and Licensing Division is responsible for processing filings from businesses and nonprofits and collecting the associated fees, as well as: overseeing the Business Intelligence Center and the Go Code Colorado statewide public data challenge event; licensing entities involved in charitable gaming; registering charitable organizations; licensing and regulating notaries public; and publishing the Code of Colorado Regulations.

BUSINESS AND LICENSING DIVISION						
	TOTAL FUNDS	GENERAL FUND	CASH FUNDS	REAPPROPRIATED FUNDS	FEDERAL FUNDS	FTE
<b>FY 2021-22 Appropriation</b>	<b>\$3,541,151</b>	<b>\$0</b>	<b>\$3,541,151</b>	<b>\$0</b>	<b>\$0</b>	<b>40.4</b>
CHANGES FROM FY 2021-22 APPROPRIATION						
Annualize prior year budget actions	\$80,902	\$0	\$80,902	\$0	\$0	0.0
Annualize prior year legislation	(26,751)	0	(26,751)	0	0	(0.7)
<b>TOTAL FY 2022-23 LONG BILL</b>	<b>\$3,595,302</b>	<b>\$0</b>	<b>\$3,595,302</b>	<b>\$0</b>	<b>\$0</b>	<b>39.7</b>

**BUSINESS AND LICENSING DIVISION**

	TOTAL FUNDS	GENERAL FUND	CASH FUNDS	REAPPROPRIATED FUNDS	FEDERAL FUNDS	FTE
<b>APPROPRIATION</b>						
\$ Change from prior year	\$54,151	\$0	\$54,151	\$0	\$0	(0.7)
% Change from prior year	1.5%	n/a	1.5%	n/a	n/a	(1.7%)



# DEPARTMENT OF TRANSPORTATION

**Description:** The Colorado Department of Transportation (CDOT) is primarily responsible for the construction, maintenance, and operation of Colorado's state highway system, with additional responsibilities relating to aviation, interregional bus service, transit, multimodal transportation, and other state transportation systems. Most policy and budget authority for the Department rests with the Transportation Commission, which is composed of eleven governor-appointed members who represent specific districts around the state. Department staff provide support to the Commission as it adopts budgets, establishes policies, and implements Commission decisions. The Department's responsibilities include managing highway construction projects, implementing the State's Highway Safety Plan, operating and maintaining Colorado's 9,100-mile state highway system, providing technical support to local airports regarding aviation safety, distributing aviation fuel tax revenues and discretionary grants to local airports, and distributing grants for multimodal transportation projects. The structure of the Department shown in the Long Bill corresponds with the General Assembly's authority over particular areas of the Department's budget and differs from the Department's administrative organization. The CDOT portion of the Long Bill is primarily a revenue allocation document that projects department revenues and shows how those revenues are expected to be allocated among divisions.

DEPARTMENT OF TRANSPORTATION						
	TOTAL FUNDS	GENERAL FUND	CASH FUNDS	REAPPROPRIATED FUNDS	FEDERAL FUNDS	FTE
FY 2021-22 Appropriation	\$2,062,259,862	\$0	\$1,414,578,403	\$5,478,096	\$642,203,363	3,329.0
Long Bill supplemental	0	0	0	0	0	0.0
<b>TOTAL</b>	<b>\$2,062,259,862</b>	<b>\$0</b>	<b>\$1,414,578,403</b>	<b>\$5,478,096</b>	<b>\$642,203,363</b>	<b>3,329.0</b>
<b>FY 2022-23 RECOMMENDED APPROPRIATION</b>						
FY 2021-22 Appropriation	\$2,062,259,862	\$0	\$1,414,578,403	\$5,478,096	\$642,203,363	3,329.0
<b>FY 2022-23 REVENUE FORECAST COMPARED TO FY 2021-22 FORECAST</b>						
MMOF revenue update	114,800,000	0	114,800,000	0	0	0.0
Bridge Enterprise update	19,842,296	0	19,842,296	0	0	0.0
HPTE revenue update	17,452,921	0	17,452,921	0	0	0.0
Clean Transit Enterprise revenue update	8,280,329	0	8,280,329	0	0	0.0
Air Pollution Enterprise revenue update	7,125,226	0	7,125,226	0	0	0.0
CM&O revenue update	(277,620,969)	0	(464,659,489)	0	187,038,520	0.0
Total revenue adjustments	(110,120,197)	0	(297,158,717)	0	187,038,520	0.0
<b>FY 2022-23 REVENUE FORECAST</b>	<b>\$1,952,139,665</b>	<b>\$0</b>	<b>\$1,117,419,686</b>	<b>\$5,478,096</b>	<b>\$829,241,883</b>	<b>3,329.0</b>
<b>OFFSETTING REVENUE ALLOCATION ADJUSTMENTS</b>						
Other common policy changes in Administration						
Admin impact	3,432,891	0	3,432,886	5	0	0.0
CM&O impact	(3,432,891)	0	(3,432,886)	(5)	0	0.0
Annualize prior year Efficiency Savings						
Admin impact	1,075,612	0	1,075,612	0	0	0.0
CM&O impact	(1,075,612)	0	(1,075,612)	0	0	0.0
Total-compensation changes in Administration						
Admin impact	884,442	0	884,442	0	0	0.0
CM&O impact	(884,442)	0	(884,442)	0	0	0.0
Annualize SB 21-260 Administration appropriation						
Admin impact	(18,598)	0	(18,598)	0	0	0.0
CM&O impact	18,598	0	18,598	0	0	0.0
<b>Impact of offsetting changes in affected divisions</b>						
Admin impact	5,374,347	0	5,374,347	0	0	0.0
CM&O impact	(5,374,347)	0	(5,374,347)	0	0	0.0
<b>NET IMPACT OF OFFSETTING EXPENDITURE ADJUSTMENTS</b>	<b>\$0</b>	<b>\$0</b>	<b>\$0</b>	<b>\$0</b>	<b>\$0</b>	<b>0.0</b>
<b>NON-OFFSETTING EXPENDITURE ADJUSTMENTS</b>						
First Time Drunk Driving Offender Account	900,000	0	900,000	0	0	0.0

DEPARTMENT OF TRANSPORTATION						
	TOTAL FUNDS	GENERAL FUND	CASH FUNDS	REAPPROPRIATED FUNDS	FEDERAL FUNDS	FTE
MMOF roll-forward	0	0	0	0	0	0.0
Annualize SB 21-260 MMOF	(146,840,000)	0	(146,840,000)	0	0	0.0
Annualize SB 21-260 Southwest Chief	(14,500,000)	0	(14,500,000)	0	0	0.0
Annualize HB 21-1317 Reg Marijuana Concntr	(2,000,000)	0	(2,000,000)	0	0	0.0
Southwest Chief repeal	(400,000)	0	(400,000)	0	0	(2.0)
<b>TOTAL NON-OFFSETTING EXPENDITURE ADJUSTMENTS</b>	<b>(\$162,840,000)</b>	<b>\$0</b>	<b>(\$162,840,000)</b>	<b>\$0</b>	<b>\$0</b>	<b>(2.0)</b>
<b>TOTAL FY 2022-23 LONG BILL APPROPRIATION</b>	<b>\$1,789,299,665</b>	<b>\$0</b>	<b>\$954,579,686</b>	<b>\$5,478,096</b>	<b>\$829,241,883</b>	<b>3,327.0</b>
\$ Change from prior year	(\$272,960,197)	\$0	(\$459,998,717)	\$0	\$187,038,520	(2.0)
% Change from prior year	(13.2%)	n/a	(32.5%)	0.0%	29.1%	(0.1%)

Admin refers to the Administration line item, and CM&O refers to the Construction, Maintenance, and Operations line item.

## DESCRIPTION OF INCREMENTAL CHANGES

**LONG BILL SUPPLEMENTAL:** The bill includes the addition of three years of roll-forward authority to the FY 2021-22 appropriation from the Multimodal Transportation and Mitigation Options Fund (MMOF) provided by S.B. 21-260 (Sustainability of the Transportation System).

### REVENUE FORECAST CHANGES

CDOT's Long Bill section forecasts the revenue CDOT expects to receive during FY 2022-23, based on the Final Revenue Allocation Plan approved on March 17, 2022.

**MULTIMODAL TRANSPORTATION AND MITIGATION OPTIONS FUND (MMOF) REVENUE UPDATE:** The bill includes \$114.8 million cash funds from the MMOF to reflect an estimated \$6.7 million in revenue from retail delivery fees and \$108.1 million transferred due to the increased Referendum C cap. These new revenue sources for multimodal projects were created by S.B. 21-260 (Sustainability of the Transportation System).

**BRIDGE AND TUNNEL ENTERPRISE REVENUE UPDATE:** CDOT's current forecast of FY 2022-23 revenue is up \$19.8 million from its March 2021 forecast, due in part to new fees imposed by S.B. 21-260.

**HIGH PERFORMANCE TRANSPORTATION ENTERPRISE REVENUE UPDATE:** CDOT's current forecast of FY 2022-23 revenues from user fees generated on corridors owned by the Enterprise is up \$17.5 million from the previous year.

**CLEAN TRANSIT ENTERPRISE REVENUE UPDATE:** CDOT estimates the Clean Transit Enterprise, created by S.B. 21-260 (Sustainability of the Transportation System), will collect \$8.3 million from clean transit retail delivery fees in its first year.

**AIR POLLUTION ENTERPRISE REVENUE UPDATE:** CDOT estimates the Nonattainment Area Air Pollution Mitigation Enterprise, created by S.B. 21-260, will collect \$7.1 million from air pollution mitigation fees on retail deliveries and rides in its first year.

**CM&O (CONSTRUCTION, MAINTENANCE, AND OPERATIONS DIVISION) REVENUE UPDATE:** CDOT's current forecast of FY 2022-23 revenues reflects an anticipated \$227.6 million revenue decrease. This is primarily due to the end of S.B. 17-267 Certificates of Participation issuance that provided the Department with over \$500.0 million annually since FY 2018-19.

## OFFSETTING REVENUE ALLOCATION ADJUSTMENTS

Offsetting revenue allocation adjustments move revenue from one CDOT division to another without altering total revenue. Most revenue allocation adjustments are due to common policy changes that alter the amount CDOT must expend in the Administration Division.

**OTHER COMMON POLICY CHANGES IN ADMINISTRATION:** The bill allocates \$3.4 million more to the Administration Division for the following operating common policy adjustments, decreasing revenue to the CM&O Division by the same amount.

OTHER COMMON POLICY CHANGES IN ADMINISTRATION						
	TOTAL FUNDS	GENERAL FUND	CASH FUNDS	REAPPROPRIATED FUNDS	FEDERAL FUNDS	FTE
Payments to OIT adjustment (Admin impact)	\$2,186,864	\$0	\$2,186,864	\$0	\$0	0.0
Operating common policy adjustments (Admin impact)	1,279,223	0	1,279,223	0	0	0.0
OIT budget package (Admin impact)	72,784	0	72,784	0	0	0.0
CSEAP resources (Admin impact)	37,405	0	37,405	0	0	0.0
Legal services adjustment (Admin impact)	32,816	0	32,816	0	0	0.0
Indirect cost assessment adjustment (Admin impact)	14,682	0	14,677	5	0	0.0
OIT CBMS admin costs (Admin impact)	(190,883)	0	(190,883)	0	0	0.0
<b>TOTAL</b>	<b>\$3,432,891</b>	<b>\$0</b>	<b>\$3,432,886</b>	<b>\$5</b>	<b>\$0</b>	<b>0.0</b>

**ANNUALIZE PRIOR YEAR BUDGET ACTIONS IN ADMINISTRATION:** The bill includes a \$1.1 million increase in Administration and an offsetting decrease in the CM&O Division for the annualization of FY 2021-22 R1 Administration Efficiency Savings.

**TOTAL COMPENSATION CHANGES IN ADMINISTRATION:** The bill allocates an additional \$884,442 to Administration to pay for changes in the following compensation-related common policy expenditures. To pay for the increase, revenue allocated to the CM&O Division is reduced by the same amount.

TOTAL-COMPENSATION CHANGES IN ADMINISTRATION						
	TOTAL FUNDS	GENERAL FUND	CASH FUNDS	REAPPROPRIATED FUNDS	FEDERAL FUNDS	FTE
Salary survey (Admin impact)	\$425,223	\$0	\$425,223	\$0	\$0	0.0
Health, life, and dental (Admin impact)	307,558	0	307,558	0	0	0.0
SB 18-200 (Admin impact)	62,871	0	62,871	0	0	0.0
Paid family medical leave funding (Admin impact)	31,381	0	31,381	0	0	0.0
Paid family and medical leave insur (Admin impact)	29,126	0	29,126	0	0	0.0
AED (Admin impact)	23,020	0	23,020	0	0	0.0
SAED (Admin impact)	23,020	0	23,020	0	0	0.0
Short-term disability (Admin impact)	755	0	755	0	0	0.0
PERA direct distribution (Admin impact)	(8,418)	0	(8,418)	0	0	0.0
Shift differential (Admin impact)	(10,094)	0	(10,094)	0	0	0.0
<b>TOTAL</b>	<b>\$884,442</b>	<b>\$0</b>	<b>\$884,442</b>	<b>\$0</b>	<b>\$0</b>	<b>0.0</b>

**ANNUALIZE S.B. 21-260 ADMINISTRATION APPROPRIATION:** The bill includes an \$18,598 decrease in Administration and an offsetting increase in the CM&O Division for the annualization of S.B. 21-260.

## NON-OFFSETTING EXPENDITURE ADJUSTMENTS

**FIRST TIME DRUNK DRIVING OFFENDER ACCOUNT:** The bill includes an increase of \$900,000 cash funds from the First Time Drunk Driving Offender Account for High Visibility Enforcement periods required by statute.

**MULTIMODAL TRANSPORTATION AND MITIGATION OPTIONS FUND (MMOF) ROLL-FORWARD:** The bill includes three years of roll-forward authority to be provided through a Long Bill footnote for FY 2022-23

appropriations from the Multimodal Transportation and Mitigation Options Fund in the Special Purpose, Multimodal Transportation Projects line item

**ANNUALIZE PRIOR YEAR LEGISLATION:** The bill includes a reduction of \$163.3 million cash funds to reflect the out-year impact of one-time appropriations provided by S.B. 21-260 (Sustainability of the Transportation System) and H.B. 21-1317 (Regulating Marijuana Concentrates).

**SOUTHWEST CHIEF REPEAL:** The bill includes a decrease of \$400,000 cash funds to reflect the repeal of the Southwest Chief and Front Range Passenger Rail Commission by S.B. 21-238 (Create Front Range Passenger Rail District).

## SUMMARY OF CHANGES BY LONG BILL DIVISION

SUMMARY TABLE FOR DEPARTMENT OF TRANSPORTATION						
	TOTAL FUNDS	GENERAL FUND	CASH FUNDS	REAPPROPRIATED FUNDS	FEDERAL FUNDS	FTE
FY 2021-22 Appropriation	\$2,062,259,862	\$0	\$1,414,578,403	\$5,478,096	\$642,203,363	3,329.0
Long Bill supplemental	0	0	0	0	0	0.0
<b>FY 2021-22 Adjusted Appropriation</b>	<b>\$2,062,259,862</b>	<b>\$0</b>	<b>\$1,414,578,403</b>	<b>\$5,478,096</b>	<b>\$642,203,363</b>	<b>3,329.0</b>
<b>CHANGES FROM FY 2021-22 BY LONG BILL DIVISION</b>						
Administration	\$5,374,347	\$0	\$5,374,342	\$5	\$0	0.0
Construction, Maintenance, and Operations	(282,995,316)	0	(470,033,831)	(5)	187,038,520	0.0
Statewide Bridge Enterprise	19,842,296	0	19,842,296	0	0	0.0
High Performance Transportation Enterprise	17,452,921	0	17,452,921	0	0	0.0
Southwest Chief and Front Range Passenger Rail Commission	(14,900,000)	0	(14,900,000)	0	0	(2.0)
Special Purpose	(33,140,000)	0	(33,140,000)	0	0	0.0
Nonattainment Area Air Pollution Mitigation Enterprise	7,125,226	0	7,125,226	0	0	0.0
Clean Transit Enterprise	8,280,329	0	8,280,329	0	0	0.0
<b>TOTAL FY 2022-23 LONG BILL APPROPRIATION</b>	<b>\$1,789,299,665</b>	<b>\$0</b>	<b>\$954,579,686</b>	<b>\$5,478,096</b>	<b>\$829,241,883</b>	<b>3,327.0</b>
\$ Change from prior year	(\$272,960,197)	\$0	(\$459,998,717)	\$0	\$187,038,520	(2.0)
% Change from prior year	(13.2%)	n/a	(32.5%)	0.0%	29.1%	(0.1%)

## APPROPRIATION DETAIL BY LONG BILL DIVISION

**ADMINISTRATION:** The Administration section consists of the Transportation Commission, the Office of the Executive Director, the Office of Government Relations, the Public Relations Office, the Office of Information Technology, the Office of Financial Management and Budget, the Accounting Branch, the Chief Engineer and Regional Directors, the multi-agency fleet vehicle garage, the Division of Human Resources and Administration, the Division of Audit, and other centralized administrative appropriations for the Department.

ADMINISTRATION						
	TOTAL FUNDS	GENERAL FUND	CASH FUNDS	REAPPROPRIATED FUNDS	FEDERAL FUNDS	FTE
<b>FY 2021-22 Appropriation</b>	<b>\$37,960,903</b>	<b>\$0</b>	<b>\$37,898,013</b>	<b>\$62,890</b>	<b>\$0</b>	<b>161.0</b>
<b>CHANGES FROM FY 2021-22 APPROPRIATION</b>						

ADMINISTRATION						
	TOTAL FUNDS	GENERAL FUND	CASH FUNDS	REAPPROPRIATED FUNDS	FEDERAL FUNDS	FTE
Other common policy changes in Administration (Admin impact)	\$3,432,891	\$0	\$3,432,886	\$5	\$0	0.0
Annualize prior year R1 Efficiency Savings (Admin impact)	1,075,612	0	1,075,612	0	0	0.0
Total-compensation changes in Administration (Admin impact)	884,442	0	884,442	0	0	0.0
Annualize SB 21-260 (Admin impact)	(18,598)	0	(18,598)	0	0	0.0
<b>TOTAL FY 2022-23 LONG BILL APPROPRIATION</b>	<b>\$43,335,250</b>	<b>\$0</b>	<b>\$43,272,355</b>	<b>\$62,895</b>	<b>\$0</b>	<b>161.0</b>
\$ Change from prior year	\$5,374,347	\$0	\$5,374,342	\$5	\$0	0.0
% Change from prior year	14.2%	n/a	14.2%	n/a	n/a	0.0%

**CONSTRUCTION, MAINTENANCE, AND OPERATIONS:** This division is responsible for transportation planning, inter-modal transportation programs, and all phases of highway operation including engineering, construction, and maintenance. The amounts shown are revenue estimates and are included for informational purposes only.

CONSTRUCTION, MAINTENANCE, AND OPERATIONS						
	TOTAL FUNDS	GENERAL FUND	CASH FUNDS	REAPPROPRIATED FUNDS	FEDERAL FUNDS	FTE
<b>FY 2021-22 Appropriation</b>	<b>\$1,710,983,783</b>	<b>\$0</b>	<b>\$1,067,365,214</b>	<b>\$1,415,206</b>	<b>\$642,203,363</b>	<b>3,156.0</b>
CHANGES FROM FY 2021-22 APPROPRIATION						
Annualize SB 21-260 (CM&O impact)	\$18,598	\$0	\$18,598	\$0	\$0	0.0
CM&O revenue update	(277,620,969)	0	(464,659,489)	0	187,038,520	0.0
Other common policy changes in Administration (CM&O impact)	(3,432,891)	0	(3,432,886)	(5)	0	0.0
Annualize prior year R1 Efficiency Savings (CM&O impact)	(1,075,612)	0	(1,075,612)	0	0	0.0
Total-compensation changes in Administration (CM&O impact)	(884,442)	0	(884,442)	0	0	0.0
<b>TOTAL FY 2022-23 LONG BILL APPROPRIATION</b>	<b>\$1,427,988,467</b>	<b>\$0</b>	<b>\$597,331,383</b>	<b>\$1,415,201</b>	<b>\$829,241,883</b>	<b>3,156.0</b>
\$ Change from prior year	(\$282,995,316)	\$0	(\$470,033,831)	(\$5)	\$187,038,520	0.0
% Change from prior year	(16.5%)	n/a	(44.0%)	(0.0%)	29.1%	0.0%

**STATEWIDE BRIDGE ENTERPRISE:** The purpose of this TABOR enterprise is to finance, repair, reconstruct and replace bridges designated as structurally deficient or functionally obsolete, and rated "poor." The Enterprise has the authority to issue revenue bonds and borrow funds from the Transportation Commission, which serves as the Enterprise's Board. The Enterprise receives revenue from the bridge safety surcharge on vehicle registrations. The amounts shown in the Long Bill are based on revenue estimates and are included for informational purposes only.

STATEWIDE BRIDGE ENTERPRISE						
	TOTAL FUNDS	GENERAL FUND	CASH FUNDS	REAPPROPRIATED FUNDS	FEDERAL FUNDS	FTE
<b>FY 2021-22 Appropriation</b>	<b>\$125,344,441</b>	<b>\$0</b>	<b>\$125,344,441</b>	<b>\$0</b>	<b>\$0</b>	<b>1.0</b>
CHANGES FROM FY 2021-22 APPROPRIATION						
Bridge Enterprise revenue update	\$19,842,296	\$0	\$19,842,296	\$0	\$0	0.0
<b>TOTAL FY 2022-23 LONG BILL APPROPRIATION</b>	<b>\$145,186,737</b>	<b>\$0</b>	<b>\$145,186,737</b>	<b>\$0</b>	<b>\$0</b>	<b>1.0</b>

STATEWIDE BRIDGE ENTERPRISE						
	TOTAL FUNDS	GENERAL FUND	CASH FUNDS	REAPPROPRIATED FUNDS	FEDERAL FUNDS	FTE
\$ Change from prior year	\$19,842,296	\$0	\$19,842,296	\$0	\$0	0.0
% Change from prior year	15.8%	n/a	15.8%	n/a	n/a	0.0%

**HIGH PERFORMANCE TRANSPORTATION ENTERPRISE:** The High-Performance Transportation Enterprise (HPTE) utilizes innovative techniques to finance surface transportation projects, including public-private partnerships, operating concession agreements, design-build contracting, user fee-based project financing, and tolling of existing highway capacity. (The HPTE must receive local approval for tolling projects.) The amounts shown in the Long Bill come from two main sources: user-fee revenue estimates from Express Lanes on I-25 and the I-70 mountain corridor as well as a fee-for-service payments. The HPTE is a TABOR enterprise; its Long Bill appropriation is shown for informational purposes only.

HIGH PERFORMANCE TRANSPORTATION ENTERPRISE						
	TOTAL FUNDS	GENERAL FUND	CASH FUNDS	REAPPROPRIATED FUNDS	FEDERAL FUNDS	FTE
<b>FY 2021-22 Appropriation</b>	<b>\$22,680,735</b>	<b>\$0</b>	<b>\$18,680,735</b>	<b>\$4,000,000</b>	<b>\$0</b>	<b>9.0</b>
CHANGES FROM FY 2021-22 APPROPRIATION						
HPTE revenue update	\$17,452,921	\$0	\$17,452,921	\$0	\$0	0.0
<b>TOTAL FY 2022-23 LONG BILL APPROPRIATION</b>	<b>\$40,133,656</b>	<b>\$0</b>	<b>\$36,133,656</b>	<b>\$4,000,000</b>	<b>\$0</b>	<b>9.0</b>
\$ Change from prior year	\$17,452,921	\$0	\$17,452,921	\$0	\$0	0.0
% Change from prior year	77.0%	n/a	93.4%	0.0%	n/a%	0.0%

**SOUTHWEST CHIEF AND FRONT RANGE PASSENGER RAIL COMMISSION:** House Bill 14-1161 created the Southwest Chief Rail Line Economic Development, Rural Tourism, and Infrastructure Repair and Maintenance Commission to encourage Amtrak to continue the existing Southwest Chief rail line service and expand the service to include a stop in Pueblo and potentially Walsenberg. Senate Bill 17-153 extended the Commission's life, expanded its duties, and renamed it the Southwest Chief and Front Range Passenger Rail Commission. Senate Bill 21-238 repeals the Southwest Chief Commission effective July 1, 2022 and transfers any remaining funds to the newly created Front Range Passenger Rail District.

SOUTHWEST CHIEF AND FRONT RANGE PASSENGER RAIL COMMISSION						
	TOTAL FUNDS	GENERAL FUND	CASH FUNDS	REAPPROPRIATED FUNDS	FEDERAL FUNDS	FTE
<b>FY 2021-22 Appropriation</b>	<b>\$14,900,000</b>	<b>\$0</b>	<b>\$14,900,000</b>	<b>\$0</b>	<b>\$0</b>	<b>2.0</b>
CHANGES FROM FY 2021-22 APPROPRIATION						
Annualize SB 21-260	(\$14,500,000)	\$0	(\$14,500,000)	\$0	\$0	0.0
Southwest Chief repeal	(400,000)	0	(400,000)	0	0	(2.0)
<b>TOTAL FY 2022-23 LONG BILL APPROPRIATION</b>	<b>\$0</b>	<b>\$0</b>	<b>\$0</b>	<b>\$0</b>	<b>\$0</b>	<b>0.0</b>
\$ Change from prior year	(\$14,900,000)	\$0	(\$14,900,000)	\$0	\$0	(2.0)
% Change from prior year	(100.0%)	n/a	(100.0%)	n/a	n/a	(100.0%)

**SPECIAL PURPOSE:** This section contains funding for three programs in FY 2022-23:

- The *First Time Drunk Driving Offenders Account*, which receives revenue from drivers' license reinstatement fees following drunk driving convictions and uses the revenue to fund high visibility impaired driving enforcement events;
- The *Marijuana Impaired Driving Program*, which receives support from the Marijuana Tax Cash Fund and uses the money to fund marijuana-impaired driving prevention efforts, including public education campaigns and data collection efforts; and
- The *Multimodal Transportation Projects* line, which receives revenue from retail delivery fees and transfers created by S.B. 21-260. Multimodal projects include capital or operating costs for fixed route and on-demand transit, transportation demand management programs, multimodal mobility projects enabled by new technology, multimodal transportation studies, and bicycle or pedestrian projects. Money in the Multimodal Transportation and Mitigation Options Fund is allocated 85 percent for local multimodal projects and 15 percent for state multimodal projects.

SPECIAL PURPOSE						
	TOTAL FUNDS	GENERAL FUND	CASH FUNDS	REAPPROPRIATED FUNDS	FEDERAL FUNDS	FTE
FY 2021-22 Appropriation	\$150,390,000	\$0	\$150,390,000	\$0	\$0	0.0
Long Bill supplemental	0	0	0	0	0	0.0
<b>FY 2021-22 Adjusted Appropriation</b>	<b>\$150,390,000</b>	<b>\$0</b>	<b>\$150,390,000</b>	<b>\$0</b>	<b>\$0</b>	<b>0.0</b>
CHANGES FROM FY 2021-22 APPROPRIATION						
MMOF revenue update	\$114,800,000	\$0	\$114,800,000	\$0	\$0	0.0
First Time Drunk Driving Offender Account	900,000	0	900,000	0	0	0.0
MMOF roll-forward	0	0	0	0	0	0.0
Annualize SB 21-260	(146,840,000)	0	(146,840,000)	0	0	0.0
Annualize HB 21-1317 Reg Marijuana Concentrates	(2,000,000)	0	(2,000,000)	0	0	0.0
<b>TOTAL FY 2022-23 LONG BILL APPROPRIATION</b>	<b>\$117,250,000</b>	<b>\$0</b>	<b>\$117,250,000</b>	<b>\$0</b>	<b>\$0</b>	<b>0.0</b>
\$ Change from prior year	(\$33,140,000)	\$0	(\$33,140,000)	\$0	\$0	0.0
% Change from prior year	(22.0%)	n/a	(22.0%)	n/a	n/a	n/a

**NONATTAINMENT AREA AIR POLLUTION MITIGATION ENTERPRISE:** The purpose of this TABOR enterprise is to mitigate transportation-related emissions in ozone nonattainment areas by funding projects that reduce traffic or directly reduce air pollution. The Enterprise is authorized to impose an air pollution mitigation fee on retail deliveries and rides provided by transportation network companies. The amounts shown in the Long Bill are based on revenue estimates and are included for informational purposes only.

NONATTAINMENT AREA AIR POLLUTION MITIGATION ENTERPRISE						
	TOTAL FUNDS	GENERAL FUND	CASH FUNDS	REAPPROPRIATED FUNDS	FEDERAL FUNDS	FTE
<b>FY 2021-22 Appropriation</b>	<b>\$0</b>	<b>\$0</b>	<b>\$0</b>	<b>\$0</b>	<b>\$0</b>	<b>0.0</b>
CHANGES FROM FY 2021-22 APPROPRIATION						
Air Pollution Enterprise revenue update	\$7,125,226	\$0	\$7,125,226	\$0	\$0	0.0
<b>TOTAL FY 2022-23 LONG BILL APPROPRIATION</b>	<b>\$7,125,226</b>	<b>\$0</b>	<b>\$7,125,226</b>	<b>\$0</b>	<b>\$0</b>	<b>0.0</b>
\$ Change from prior year	\$7,125,226	\$0	\$7,125,226	\$0	\$0	0.0
% Change from prior year	n/a	n/a	n/a	n/a	n/a	n/a

**CLEAN TRANSIT ENTERPRISE:** The purpose of this TABOR enterprise is to reduce and mitigate the adverse environmental health impacts of air pollution and greenhouse gas emissions produced by motor vehicles used to make retail deliveries by supporting public transit electrification planning efforts, facility upgrades, fleet motor vehicle replacement, and construction and development of electric motor vehicle charging and fueling infrastructure. The Enterprise is authorized to impose a clean transit retail delivery fee. Money in the Clean Transit Enterprise Fund is subject to annual appropriation by the General Assembly.

CLEAN TRANSIT ENTERPRISE						
	TOTAL FUNDS	GENERAL FUND	CASH FUNDS	REAPPROPRIATED FUNDS	FEDERAL FUNDS	FTE
<b>FY 2021-22 Appropriation</b>	<b>\$0</b>	<b>\$0</b>	<b>\$0</b>	<b>\$0</b>	<b>\$0</b>	<b>0.0</b>
CHANGES FROM FY 2021-22 APPROPRIATION						
Clean Transit Enterprise revenue update	\$8,280,329	\$0	\$8,280,329	\$0	\$0	0.0
<b>TOTAL FY 2022-23 LONG BILL APPROPRIATION</b>	<b>\$8,280,329</b>	<b>\$0</b>	<b>\$8,280,329</b>	<b>\$0</b>	<b>\$0</b>	<b>0.0</b>
\$ Change from prior year	\$8,280,329	\$0	\$8,280,329	\$0	\$0	0.0
% Change from prior year	n/a	n/a	n/a	n/a	n/a	n/a



# DEPARTMENT OF THE TREASURY

**Description:** The Department: (1) acts as the State's banker and investment officer, providing investment, accounting, and cash management services and preparing related reports; (2) administers the Unclaimed Property Program; (3) disburses Senior Citizen and Disabled Veteran Property Tax Exemption and Business Personal Property Tax Exemption payments to local governments; (4) provides short-term interest-free financing to school districts by issuing tax and revenue anticipation notes and making loans from the General Fund; (5) assists charter schools with long-term financing by making direct bond payments; (6) distributes Highway Users Tax Fund (HUTF) revenues to counties and municipalities; (7) distributes federal mineral leasing funds received for the State's share of sales, bonuses, royalties, and rentals of public lands within Colorado; (8) manages certain state public financing transactions; and (9) provides property tax reimbursements to counties for property destroyed by a natural cause.

DEPARTMENT OF THE TREASURY						
	TOTAL FUNDS	GENERAL FUND	CASH FUNDS	REAPPROPRIATED FUNDS	FEDERAL FUNDS	FTE
<b>FY 2021-22 Appropriation</b>	<b>\$845,894,713</b>	<b>\$348,677,965</b>	<b>\$422,223,881</b>	<b>\$74,992,867</b>	<b>\$0</b>	<b>41.8</b>
CHANGES FROM FY 2021-22 APPROPRIATION						
Technical adjustments	\$124,141,948	(\$58,630,059)	\$209,049,482	(\$26,277,475)	\$0	0.0
Secure Savings Program funding	870,991	870,991	0	0	0	0.0
Departmental staffing	803,398	323,960	479,438	0	0	7.0
Departmental technology	467,067	426,256	40,811	0	0	0.0
Staff salary adjustments	173,811	122,433	51,378	0	0	0.0
Centrally appropriated line items	156,239	95,269	60,970	0	0	0.0
Cont of Benefits Board feasibility study	60,000	60,000	0	0	0	0.0
Annualize prior year legislation and budget actions	(3,879,963)	(3,879,005)	(958)	0	0	0.0
Unclaimed property leased space decrease	(62,146)	0	(62,146)	0	0	0.0
<b>TOTAL FY 2022-23 LONG BILL APPROPRIATION</b>	<b>\$968,626,058</b>	<b>\$288,067,810</b>	<b>\$631,842,856</b>	<b>\$48,715,392</b>	<b>\$0</b>	<b>48.8</b>
\$ Change from prior year	\$122,731,345	(\$60,610,155)	\$209,618,975	(\$26,277,475)	\$0	7.0
% Change from prior year	14.5%	(17.4%)	49.6%	(35.0%)	n/a	16.7%

<sup>1</sup> Includes amounts that are exempt from the statutory limit on state General Fund appropriations pursuant to Section 24-75-201.1 (1)(a)(III)(A), C.R.S. See Appendix D for more information.

## DESCRIPTION OF INCREMENTAL CHANGES

**TECHNICAL ADJUSTMENTS:** The bill includes an increase of \$124,141,948 total funds, including a decrease of \$58,630,059 General Fund and an increase of \$209,049,482 cash funds for FY 2022-23 for revenue forecast adjustments for special purpose pass-through payments, county reimbursements for property tax exemptions, and payments for debt obligations. All forecast adjustments are based on the March 2022 Legislative Council Staff economic forecast.

TECHNICAL ADJUSTMENTS						
	TOTAL FUNDS	GENERAL FUND	CASH FUNDS	REAPPROPRIATED FUNDS	FEDERAL FUNDS	FTE
SB17-267 COP adjustment	\$75,000,000	\$87,000,000	(\$12,000,000)	\$0	\$0	0.0
Business personal prop tax adjustment	19,000,000	19,000,000	0	0	0	0.0
HUTF county payment adjustment	13,382,094	0	13,382,094	0	0	0.0
HUTF municipality payment adjustment	9,196,505	0	9,196,505	0	0	0.0
Lease purchase adjustment	4,753,031	0	0	4,753,031	0	0.0
Senior citizen and disabled veteran prop tax exemption adjustment	2,810,318	2,810,318	0	0	0	0.0

TECHNICAL ADJUSTMENTS						
	TOTAL FUNDS	GENERAL FUND	CASH FUNDS	REAPPROPRIATED FUNDS	FEDERAL FUNDS	FTE
PERA fund split adjustment	0	(167,440,377)	198,470,883	(31,030,506)	0	0.0
<b>TOTAL</b>	<b>\$124,141,948</b>	<b>(\$58,630,059)</b>	<b>\$209,049,482</b>	<b>(\$26,277,475)</b>	<b>\$0</b>	<b>0.0</b>

**SECURE SAVINGS PROGRAM FUNDING:** The bill includes an increase of \$870,991 General Fund for FY 2022-23 to support the ongoing implementation of the Secure Savings Program.

**DEPARTMENTAL STAFFING:** The bill includes an increase of \$803,398 total funds, including \$323,960 General Fund and \$479,438 cash funds from the Unclaimed Property Trust Fund for FY 2022-23. This funding will support 7.0 total FTE – 3.0 FTE in the Unclaimed Property Division to increase capacity and 4.0 FTE in the Administration Division to increase capacity and to split a single position currently responsible for debt management and the CLIMBER program into two separate positions.

**DEPARTMENTAL TECHNOLOGY:** The bill includes an increase of \$467,067 total funds, including \$426,256 General Fund and \$40,811 cash funds from the Unclaimed Property Trust Fund for FY 2022-23. This funding will support various technology upgrades and purchases for the Department, including hardware and software licensing, a new Bloomberg terminal, an ESG software subscription, and asset and investment management software licensing.

**STAFF SALARY ADJUSTMENTS:** The bill includes an increase of \$173,811 total funds, including \$122,433 General Fund and \$51,378 cash funds from the Unclaimed Property Trust Fund for FY 2022-23. This funding will support targeted salary adjustments for all employees within the Department and enable the Department to be more competitive when hiring new or retaining current employees.

**CENTRALLY APPROPRIATED LINE ITEMS:** The bill includes adjustments to centrally appropriated line items for the following:

CENTRALLY APPROPRIATED LINE ITEMS						
	TOTAL FUNDS	GENERAL FUND	CASH FUNDS	REAPPROPRIATED FUNDS	FEDERAL FUNDS	FTE
CORE adjustment	\$64,320	\$28,944	\$35,376	\$0	\$0	0.0
Health, life, and dental	33,347	39,935	(6,588)	0	0	0.0
Payments to OIT	31,678	35,900	(4,222)	0	0	0.0
Salary survey	16,149	12,590	3,559	0	0	0.0
Workers' compensation	14,276	14,276	0	0	0	0.0
AED	12,464	11,045	1,419	0	0	0.0
SAED	12,464	11,045	1,419	0	0	0.0
DPA Paid family leave	6,174	3,981	2,193	0	0	0.0
Legal services	2,872	(911)	3,783	0	0	0.0
Short-term disability	396	350	46	0	0	0.0
PERA Direct Distribution	(35,236)	(34,051)	(1,185)	0	0	0.0
Capitol Complex leased space	(2,665)	(27,835)	25,170	0	0	0.0
<b>TOTAL</b>	<b>\$156,239</b>	<b>\$95,269</b>	<b>\$60,970</b>	<b>\$0</b>	<b>\$0</b>	<b>0.0</b>

**CONTINUATION OF BENEFITS BOARD FEASIBILITY STUDY:** The bill includes an increase of \$60,000 General Fund for FY 2022-23. This funding will support an actuarial analysis to inform the Law Enforcement Officers' and Firefighters' Continuation of Benefits Board of the options available to carry out S.B. 18-247 (Local Government Medical Benefits in Work-related Death).

**ANNUALIZE PRIOR YEAR LEGISLATION AND BUDGET ACTIONS:** The bill includes adjustments related to prior year legislation and the second-year impact of prior year budget actions.

**ANNUALIZE PRIOR YEAR LEGISLATION AND BUDGET ACTIONS**

	TOTAL FUNDS	GENERAL FUND	CASH FUNDS	REAPPROPRIATED FUNDS	FEDERAL FUNDS	FTE
Prior year salary survey	\$74,044	\$45,560	\$28,484	\$0	\$0	0.0
SB18-200 PERA unfunded liability	13,393	8,635	4,758	0	0	0.0
Property tax increase	(3,700,000)	(3,700,000)	0	0	0	0.0
HB 21-1134 CO housing & finance authority	(205,000)	(205,000)	0	0	0	0.0
IT penetration audit funding	(50,000)	(25,000)	(25,000)	0	0	0.0
Department personnel costs funding	(6,400)	(3,200)	(3,200)	0	0	0.0
Unclaimed property tech upgrades funding	(6,000)	0	(6,000)	0	0	0.0
<b>TOTAL</b>	<b>(\$3,879,963)</b>	<b>(\$3,879,005)</b>	<b>(\$958)</b>	<b>\$0</b>	<b>\$0</b>	<b>0.0</b>

**UNCLAIMED PROPERTY LEASED SPACE DECREASE:** The bill includes a decrease of \$62,146 cash funds from the Unclaimed Property Cash Fund for FY 2022-23. This reduction is a result of the Department moving the Unclaimed Property program to remote work and no longer needing their leased space appropriation.

**SUMMARY OF CHANGES BY LONG BILL DIVISION**

**SUMMARY TABLE FOR DEPARTMENT OF THE TREASURY**

	TOTAL FUNDS	GENERAL FUND	CASH FUNDS	REAPPROPRIATED FUNDS	FEDERAL FUNDS	FTE
<b>FY 2021-22 Appropriation</b>	<b>\$845,894,713</b>	<b>\$348,677,965</b>	<b>\$422,223,881</b>	<b>\$74,992,867</b>	<b>\$0</b>	<b>41.8</b>
<b>CHANGES FROM FY 2021-22 BY LONG BILL DIVISION</b>						
Administration	\$2,242,544	\$1,924,904	\$317,640	\$0	\$0	4.0
Unclaimed Property Program	251,853	0	251,853	0	0	3.0
Special Purpose	120,236,948	(62,535,059)	209,049,482	(26,277,475)	0	0.0
<b>TOTAL FY 2022-23 LONG BILL APPROPRIATION</b>	<b>\$968,626,058</b>	<b>\$288,067,810</b>	<b>\$631,842,856</b>	<b>\$48,715,392</b>	<b>\$0</b>	<b>48.8</b>
\$ Change from prior year	\$122,731,345	(\$60,610,155)	\$209,618,975	(\$26,277,475)	\$0	7.0
% Change from prior year	14.5%	(17.4%)	49.6%	(35.0%)	n/a	16.7%

<sup>1</sup> Includes amounts that are exempt from the statutory limit on state General Fund appropriations pursuant to Section 24-75-201.1 (1)(a)(III)(A), C.R.S. See Appendix D for more information.

**APPROPRIATION DETAIL BY LONG BILL DIVISION**

**ADMINISTRATION:** This office is responsible for the operation and oversight of the Department. The Division provides accounting, cash management, and investment services for the State.

**ADMINISTRATION**

	TOTAL FUNDS	GENERAL FUND	CASH FUNDS	REAPPROPRIATED FUNDS	FEDERAL FUNDS	FTE
<b>FY 2021-22 Appropriation</b>	<b>\$4,303,193</b>	<b>\$2,539,721</b>	<b>\$1,763,472</b>	<b>\$0</b>	<b>\$0</b>	<b>24.8</b>
<b>CHANGES FROM FY 2021-22 APPROPRIATION</b>						
Secure Savings Program funding	\$870,991	\$870,991	\$0	\$0	\$0	0.0
Departmental staffing	573,653	323,960	249,693	0	0	4.0
Departmental technology	428,972	426,256	2,716	0	0	0.0
Centrally appropriated line items	156,239	95,269	60,970	0	0	0.0

ADMINISTRATION						
	TOTAL FUNDS	GENERAL FUND	CASH FUNDS	REAPPROPRIATED FUNDS	FEDERAL FUNDS	FTE
Staff salary adjustments	126,694	122,433	4,261	0	0	0.0
Cont of Benefits Board feasibility study	60,000	60,000	0	0	0	0.0
Annualize prior year legislation and budget actions	25,995	25,995	0	0	0	0.0
<b>TOTAL FY 2022-23 LONG BILL APPROPRIATION</b>	<b>\$6,545,737</b>	<b>\$4,464,625</b>	<b>\$2,081,112</b>	<b>\$0</b>	<b>\$0</b>	<b>28.8</b>
\$ Change from prior year	\$2,242,544	\$1,924,904	\$317,640	\$0	\$0	4.0
% Change from prior year	52.1%	75.8%	18.0%	n/a	n/a	16.1%

**UNCLAIMED PROPERTY PROGRAM:** Pursuant to the Unclaimed Property Act, the State takes possession of dormant properties held by a wide range of institutions and attempts to return the properties to their rightful owners. The Department deposits recovered money in the Unclaimed Property Trust Fund, using the principal and interest to pay claims as well as the costs of operating the program. The Department holds recovered securities for at least a year and then sells those that have not been returned, depositing sales proceeds in the Unclaimed Property Tourism Promotion Trust Fund. The State uses the interest earned by this fund to promote tourism and the State Fair. The fund source for this section is the Unclaimed Property Trust Fund.

UNCLAIMED PROPERTY PROGRAM						
	TOTAL FUNDS	GENERAL FUND	CASH FUNDS	REAPPROPRIATED FUNDS	FEDERAL FUNDS	FTE
<b>FY 2021-22 Appropriation</b>	<b>\$2,618,453</b>	<b>\$0</b>	<b>\$2,618,453</b>	<b>\$0</b>	<b>\$0</b>	<b>17.0</b>
<b>CHANGES FROM FY 2021-22 APPROPRIATION</b>						
Departmental staffing	\$229,745	\$0	\$229,745	\$0	\$0	3.0
Staff salary adjustments	47,117	0	47,117	0	0	0.0
Departmental technology	38,095	0	38,095	0	0	0.0
Unclaimed property leased space decrease	(62,146)	0	(62,146)	0	0	0.0
Annualize prior year legislation and budget actions	(958)	0	(958)	0	0	0.0
<b>TOTAL FY 2022-23 LONG BILL APPROPRIATION</b>	<b>\$2,870,306</b>	<b>\$0</b>	<b>\$2,870,306</b>	<b>\$0</b>	<b>\$0</b>	<b>20.0</b>
\$ Change from prior year	\$251,853	\$0	\$251,853	\$0	\$0	3.0
% Change from prior year	9.6%	n/a	9.6%	n/a	n/a	17.6%

**SPECIAL PURPOSE:** This section reflects various disbursements and transfers the Treasurer is required to make, including the following: (1) reimbursements to local governments for property taxes lost due to the senior citizen and disabled veteran property tax exemption; (2) reimbursements to local governments for property taxes lost due to the business personal property tax exemption; (3) allocations of Highway Users Tax Fund (HUTF) revenues to local governments; and (4) funding for the lease purchase of academic facilities pursuant to Section 23-19.9-102, C.R.S.

SPECIAL PURPOSE						
	TOTAL FUNDS	GENERAL FUND	CASH FUNDS	REAPPROPRIATED FUNDS	FEDERAL FUNDS	FTE
<b>FY 2021-22 Appropriation</b>	<b>\$838,973,067</b>	<b>\$346,138,244</b>	<b>\$417,841,956</b>	<b>\$74,992,867</b>	<b>\$0</b>	<b>0.0</b>
<b>CHANGES FROM FY 2021-22 APPROPRIATION</b>						
Technical adjustments	\$124,141,948	(\$58,630,059)	\$209,049,482	(\$26,277,475)	\$0	0.0

**SPECIAL PURPOSE**

	TOTAL FUNDS	GENERAL FUND	CASH FUNDS	REAPPROPRIATED FUNDS	FEDERAL FUNDS	FTE
Annualize prior year legislation and budget actions	(3,905,000)	(3,905,000)	0	0	0	0.0
<b>TOTAL FY 2022-23 LONG BILL APPROPRIATION</b>	<b>\$959,210,015</b>	<b>\$283,603,185</b>	<b>\$626,891,438</b>	<b>\$48,715,392</b>	<b>\$0</b>	<b>0.0</b>
\$ Change from prior year	\$120,236,948	(\$62,535,059)	\$209,049,482	(\$26,277,475)	\$0	0.0
% Change from prior year	14.3%	(18.1%)	50.0%	(35.0%)	n/a	n/a

# CAPITAL CONSTRUCTION

**Description:** The capital construction section of the Long Bill includes funding appropriated to state departments and institutions of higher education for capital construction including controlled maintenance, capital renewal and recapitalization, and capital expansion. In most years, capital construction appropriations are primarily supported by General Fund transferred to the Capital Construction Fund. For FY 2022-23, appropriations are primarily funded from the Revenue Loss Restoration Cash Fund, from funds originating from the federal American Rescue Plan Act of 2021. The Capital Development Committee reviews all capital requests and makes capital funding recommendations to the Joint Budget Committee.

CAPITAL CONSTRUCTION					
	TOTAL FUNDS	CAPITAL CONSTRUCTION FUND	CASH FUNDS	REAPPROPRIATED FUNDS	FEDERAL FUNDS
FY 2021-22 Appropriation	\$306,589,662	\$221,617,703	\$80,079,276	\$1,800,000	\$3,092,683
Long Bill supplemental	0	0	0	0	0
<b>FY 2021-22 Adjusted Appropriation</b>	<b>\$306,589,662</b>	<b>\$221,617,703</b>	<b>\$80,079,276</b>	<b>\$1,800,000</b>	<b>\$3,092,683</b>
<b>FY 2022-23 APPROPRIATION</b>					
<b>Part 1: Controlled Maintenance</b>					
State Agencies	\$41,174,660	\$0	\$39,409,330	\$0	\$1,765,330
Institutions of Higher Education	73,880,380	0	73,880,380	0	0
<b>Subtotal - Part 1 Controlled Maintenance</b>	<b>\$115,055,040</b>	<b>\$0</b>	<b>\$113,289,710</b>	<b>\$0</b>	<b>\$1,765,330</b>
<b>Part 2: State Agencies</b>					
<b>Capital Renewal (CR) and Recapitalization<sup>1</sup></b>					
DNR: Infrastructure & Real Property Maintenance	\$46,502,450	\$0	\$46,502,450	\$0	\$0
DHS: CMHIFL Camp Utility Infrastructure (CR)	19,114,483	0	19,114,483	0	0
DHS: CMHIP HVAC Replacement, four buildings (CR)	17,559,780	0	17,559,780	0	0
DOC: AVCF Critical Lvng Unit Shwr/Drain & Toilet (CR)	12,402,937	0	12,402,937	0	0
DHS: CMHIP Campus Utility Infrastructure (CR)	10,682,004	0	10,682,004	0	0
DOC: AVCF Utility Water Lines Replacement (CR)	9,539,209	0	9,539,209	0	0
DOC: ECCPC Water Tank Repair & Replacement (CR)	5,349,710	0	5,349,710	0	0
AGR: Replace Roof, HVAC & Wdws at Palace of Ag (CR)	5,278,877	0	5,278,877	0	0
DHS: Continuation of Suicide Risk Mitigation	5,123,993	0	5,123,993	0	0
DOC: SCF Kitchen Renovation (CR)	2,800,000	0	2,800,000	0	0
DHS: OBH Transitional Housing	2,341,663	0	2,341,663	0	0
DOC: BVCF Sanitary Sewer Line Replacement (CR)	2,324,904	0	2,324,904	0	0
EDU: State Board Room Renovation	1,774,654	0	1,774,654	0	0
DHS: Depreciation Fund Capital Improvements	1,037,372	0	1,037,372	0	0
CDOT: Highway Construction Projects	500,000	500,000	0	0	0
HED: HistCO Georgetown Loop Preservation Projects	385,000	0	385,000	0	0
<b>Subtotal - Capital Renewal and Recapitalization</b>	<b>\$142,717,036</b>	<b>\$500,000</b>	<b>\$142,217,036</b>	<b>\$0</b>	<b>\$0</b>
<b>Capital Expansion</b>					
DNR: Property Acquisitions and Improvements	\$11,000,000	\$0	\$11,000,000	\$0	\$0
<b>Subtotal - Capital Expansion</b>	<b>\$11,000,000</b>	<b>\$0</b>	<b>\$11,000,000</b>	<b>\$0</b>	<b>\$0</b>
<b>Subtotal - Part 2: State Agencies</b>	<b>\$153,717,036</b>	<b>\$500,000</b>	<b>\$153,217,036</b>	<b>\$0</b>	<b>\$0</b>
<b>Part 3: Institutions of Higher Education</b>					
<b>Capital Renewal (CR) and Recapitalization<sup>1</sup></b>					
UCB Hellems Arts & Sci & Outdoor Theater Renovation	\$27,170,095	\$0	\$27,170,095	\$0	\$0
AHEC Campus-wide Building Env & Energy Code (CR)	22,147,382	0	22,147,382	0	0
PCC Health Science Consolidation	6,300,000	0	6,300,000	0	0
UNC Gray Hall (CR)	4,586,656	0	4,586,656	0	0
FLC Berndt Hall (CR)	4,421,473	0	4,421,473	0	0
LCC Bowman (CR)	3,944,152	0	3,944,152	0	0
TSJC Freudenthal Library Renovation	1,165,125	0	1,165,125	0	0

CAPITAL CONSTRUCTION					
	TOTAL FUNDS	CAPITAL CONSTRUCTION FUND	CASH FUNDS	REAPPROPRIATED FUNDS	FEDERAL FUNDS
<b>Subtotal - Capital Renewal and Recapitalization</b>	<b>\$69,734,883</b>	<b>\$0</b>	<b>\$69,734,883</b>	<b>\$0</b>	<b>\$0</b>
<b>Capital Expansion</b>					
CMU Replace Robinson Theater	\$43,886,756	\$0	\$43,886,756	\$0	\$0
CSU Clark Building Renovation and Additions	38,000,000	0	38,000,000	0	0
CCD Boulder Creek Remodel and Addition	22,938,122	0	22,938,122	0	0
CSU Lease Purchase Payments Nat'l Western Center COP	17,496,791	0	17,496,791	0	0
NJC Applied Tech Campus Expansion & Remodel	12,575,000	0	12,575,000	0	0
MSU Health Institute	10,000,000	0	10,000,000	0	0
Senate Bill 20-219 Lease Purchase Payments	4,746,375	4,746,375	0	0	0
FLC Health Sciences Center	2,952,432	0	2,952,432	0	0
<b>Subtotal - Capital Expansion</b>	<b>\$152,595,476</b>	<b>\$4,746,375</b>	<b>\$147,849,101</b>	<b>\$0</b>	<b>\$0</b>
<b>Subtotal - Part 3: Institutions of Higher Education</b>	<b>\$222,330,359</b>	<b>\$4,746,375</b>	<b>\$217,583,984</b>	<b>\$0</b>	<b>\$0</b>
<b>TOTAL FY 2022-23 LONG BILL APPROPRIATION</b>	<b>\$491,102,435</b>	<b>\$5,246,375</b>	<b>\$484,090,730</b>	<b>\$0</b>	<b>\$1,765,330</b>
\$ Change from prior year	\$184,512,773	(\$216,371,328)	\$404,011,454	(\$1,800,000)	(\$1,327,353)
% Change from prior year	60.2%	(97.6%)	504.5%	(100.0%)	(42.9%)

<sup>1</sup> Capital renewal (CR) refers to a controlled maintenance project or bundled projects with costs exceeding \$2.0 million in a single year. Recapitalization refers to renovation projects that don't add significant new building square footage.

## DESCRIPTION OF SUPPLEMENTAL CHANGES

**LONG BILL SUPPLEMENTAL:** The bill makes a change to the description of the source of reappropriated funds for the Department of Transportation Weather Radar System in Southwest Colorado project in FY 2021-22.

## DESCRIPTION OF PROJECTS FUNDED IN FY 2022-23

### CONTROLLED MAINTENANCE

**CONTROLLED MAINTENANCE:** The bill provides \$115.1 million total funds, including \$112.9 million Revenue Loss Restoration Cash Fund, \$388,000 other cash funds, and \$1,765,330 federal funds for 98 controlled maintenance projects. This includes 32 projects for state agencies totaling \$41.2 million and 66 projects for institutions of higher education totaling \$73.9 million. Controlled maintenance projects are the repair or replacement of building systems for the existing state building inventory with a total cost of no more than \$2.0 million in a single year (for phased projects).

### STATE AGENCIES CAPITAL RENEWAL AND RECAPITALIZATION

**DNR INFRASTRUCTURE AND REAL PROPERTY MAINTENANCE:** The bill provides \$46.5 million cash funds from the Wildlife Cash Fund, the Outdoor Recreation Cash Fund, and the Highway Users Tax Fund for recapitalization projects at state parks, wildlife areas, fishing units, and administrative areas.

**DHS CMHIFL CAMPUS UTILITY INFRASTRUCTURE (CR):** The bill provides \$19.1 million from the Revenue Loss Restoration Cash Fund for phase two of a three-phase capital renewal project at the Colorado Mental Health Institute at Fort Logan (CMHIFL) for campus improvements related to domestic water mains, sewer mains, storm water drainage, irrigation lines, and fire lines. The project also replaces roads, parking lots, and sidewalks and adds underground conduit for future communication cabling.

**DHS CMHIP HVAC REPLACEMENT, FOUR BUILDINGS (CR):** The bill provides \$17.6 million from the Revenue Loss Restoration Cash Fund for phase 2 of a three-phase capital renewal project at the Colorado Mental Health Institute at Pueblo (CMHIP) for the replacement of HVAC systems in four buildings.

**DOC AVCF CRITICAL LIVING UNIT SHOWER/DRAIN AND TOILET ROOM IMPROVEMENTS (CR):** The bill provides \$12.4 million from the Revenue Loss Restoration Cash Fund for a capital renewal project that replaces the entirety of the drain and plumbing lines within the living units at the Arkansas Valley Correctional Facility (AVCF). The project brings these areas into compliance with minimum fixture and shower drainage requirements. Fixtures will be upgraded to prevent over-usage, exhaust systems will be upgraded, and cells will be reconfigured to make way for new shower and toilet space.

**DHS CMHIP CAMPUS UTILITY INFRASTRUCTURE (CR):** The bill provides \$10.7 million from the Revenue Loss Restoration Cash Fund for phase 1 of a three-phase capital renewal project at the Colorado Mental Health Institute at Pueblo for campus improvements. The project installs new water and sewer systems, reinforces the campus tunnel infrastructure, replaces hydrants, and installs new roadways, parking lots, and sidewalks.

**DOC AVCF UTILITY WATER LINES REPLACEMENT (CR):** The bill provides \$9.5 million from the Revenue Loss Restoration Cash Fund for a capital renewal project that replaces the lines that provide hot and cold water to the Arkansas Valley Correctional Facility. Frequent leaks require the Department to shut down the hot water system for repairs, which interrupts the supply of heating and hot water to the facility. The leaks also require repairs to surfaces and equipment, such as fire alarm and security door control panels.

**DOC ECCPC WATER TANK REPAIR & REPLACEMENT (CR):** The bill provides \$5.3 million from the Revenue Loss Restoration Cash Fund for a capital renewal project that increases potable water storage capacity at the East Cañon City Prison Complex (ECCPC). The project will bring total water storage capacity to fire code while maintaining adequate supply to meet average daily demand by adding a 1.63 million gallon water tank and refurbishing an existing 1.60 million gallon tank.

**AGR REPLACE ROOF, HVAC & WINDOWS AT PALACE OF AGRICULTURE (CR):** The bill provides \$5.3 million from the Revenue Loss Restoration Cash Fund to replace the entire roof system on the Palace of Agriculture, part of the Colorado State Fairgrounds in Pueblo, and install an updated HVAC system. The project will also include replacing the current windows with energy-efficient windows throughout the building.

**DHS CONTINUATION OF SUICIDE RISK MITIGATION:** The bill provides \$5.1 million from the Revenue Loss Restoration Cash Fund to mitigate suicide risk at CMHIP in order to maintain good standing with accrediting bodies. The proposed improvements were largely identified through a survey by the Joint Commission, the body that accredits the state's mental health institutes. Improvements include installation of ligature-resistant plumbing fixtures, door alarms to mitigate pinch points, continuous hinges in place of three-point hinges, shorter cords to wall-mounted phones, hard ceilings in place of a drop-in ceiling grid, and wall-mounted bottle-filling sinks.

**DOC SCF KITCHEN RENOVATION (CR):** The bill provides \$2.8 million from the Revenue Loss Restoration Cash Fund for phase one of a two-phase capital renewal project that renovates the 31,440 square foot kitchen at the Sterling Correctional Facility (SCF) to address hazards presenting potential for injury from slips and falls, unsanitary conditions, and assaults that may result from the kitchen's layout. The project replaces the roof, security systems, plumbing systems, flooring, walls, doors and frames, the ceiling, mechanical systems, climate-control systems, and all electrical systems.

**DHS OFFICE OF BEHAVIORAL HEALTH TRANSITIONAL HOUSING:** The bill provides \$2.3 million from the Revenue Loss Restoration Cash Fund to renovate five vacant buildings to expand transitional-care treatment capacity by 48 beds. Two of the buildings are 12- to 16-bed facilities located at the Colorado Mental Health Institute at Fort Logan, two are eight-bed residential homes located in Pueblo, and one is an eight-bed residential home located in



Broomfield. The increased capacity will help the Department comply with a U.S. Supreme Court ruling concerning segregation of persons with disabilities.

**DOC BVCF SANITARY SEWER LINE REPLACEMENT (CR):** The bill provides \$2.3 million from the Revenue Loss Restoration Cash Fund for a capital renewal project that renovates, repairs, and replaces failing sanitary sewer lines serving the Buena Vista Correctional Facility (BVCF). Portions of the line are negatively sloped, which inhibits wastewater flow, and are blocked by grease, deteriorating, and exhibiting signs of intrusion from outside elements.

**EDU STATE BOARD ROOM RENOVATION:** The bill provides \$1.8 million from the Revenue Loss Restoration Cash Fund to remodel, expand, and modernize the board room in the State Office Building at 201 East Colfax Avenue in Denver. The board room hosts State Board of Education meetings, and the project is driven by increased space needs due to an expansion of the board by two members. The project upgrades infrastructure in the room and improves remote participation and live-streaming capabilities.

**DHS DEPRECIATION FUND CAPITAL IMPROVEMENTS:** The bill provides \$1.0 million cash funds from the Regional Center Depreciation Account to make improvements to group homes at two of the three DHS regional centers. The homes provide residential care for adults with severe intellectual and developmental disabilities. The improvements will be made to the Grand Junction and Wheat Ridge Regional Centers.

**CDOT HIGHWAY CONSTRUCTION PROJECTS:** The bill provides \$500,000 Capital Construction Fund for this item funded annually since FY 2010-11 with Referendum C, General Fund Exempt funds. *See* Appendix D for more information on General Fund Exempt funds.

**HED HISTCO GEORGETOWN LOOP PRESERVATION PROJECTS:** The bill provides \$385,000 cash funds from the Museum and Preservation Operations Account within the State Historical Fund for maintenance and infrastructure needs at the Georgetown Loop railroad facility.

#### STATE AGENCIES CAPITAL EXPANSION

**DNR PROPERTY ACQUISITIONS AND IMPROVEMENTS:** The bill provides \$11.0 million from the Wildlife Cash Fund to acquire interests in real property to protect, preserve, enhance, and manage wildlife and the environment.

#### INSTITUTIONS OF HIGHER EDUCATION CAPITAL RENEWAL AND RECAPITALIZATION

**UCB HELLEMS ARTS & SCIENCES AND OUTDOOR THEATER RENOVATION:** The bill provides \$27.2 million total funds, including \$10.9 million Revenue Loss Restoration Cash Fund and \$16.3 million cash funds from institutional sources, for the Hellems Building and Mary Rippon Theatre renovation project (phase 2 of three) for this nearly 100-year-old building at the University of Colorado at Boulder.

**AHEC CRITICAL CAMPUS-WIDE BUILDING ENVELOPE AND ENERGY CODE DEFICIENCIES (CR):** The bill provides \$22.1 million from the Revenue Loss Restoration Cash Fund for a capital renewal project that addresses a variety of building envelope and energy efficiency needs at the Auraria Higher Education Center, including replacing roofs on seven buildings, repairing exterior walls on three buildings, replacing single-pane windows in eight buildings, and updating lighting across campus.

**PCC HEALTH SCIENCE CONSOLIDATION:** The bill provides \$6.3 million from the Revenue Loss Restoration Cash Fund to renovate the Health Sciences Building at Pueblo Community College. The project consolidates the dental hygiene program into one building and addresses deferred maintenance issues. The project updates educational and clinical technologies, increasing the capacity of clinic space, updating computerized office management systems, increasing storage, and creating a consultation area for patient and student privacy. The 23,060 square foot Health Sciences Building was constructed in 1955; the project renovates 15,393 square feet to make room for hygiene dental stations, X-ray booths, and labs.

**UNC GRAY HALL (CR):** The bill provides \$4.6 million total funds, including \$4.5 million Revenue Loss Restoration Fund and \$46,000 cash funds from institutional sources, for a capital renewal project to upgrade various mechanical systems in the 27,531 square foot Gray Hall on the University of Northern Colorado campus. Specifically, the project upgrades the HVAC system and associated infrastructure, installs a sprinkler system, and installs air conditioning in certain areas of the building.

**FLC BERNDT HALL (CR):** The bill provides \$4.4 million total funds, including \$4.2 million from the Revenue Loss Restoration Cash Fund, for a capital renewal project to renovate approximately 12,573 square feet in the Berndt Hall Building at Fort Lewis College to bring it up to current codes and standards and better serve user needs. The area to be renovated is underused and has multiple code deficiencies.

**LLC BOWMAN BUILDING (CR):** The bill provides \$3.9 million from the Revenue Loss Restoration Cash Fund for second phase of a two-phase capital renewal project that addresses major health, life safety, and code issues in the Bowman Building at Lamar Community College. The first phase performed design, contractor engagement, code review, and asbestos mitigation, and installed a fire sprinkler system. It also completed part of the plumbing, HVAC, and electrical system repairs, and performs demolition and infrastructure work in preparation for phase two.

**TSJC FREUDENTHAL LIBRARY RENOVATION:** The bill provides \$1.2 million from the Revenue Loss Restoration Cash Fund for the Freudenthal Library Renovation project at the Trinidad State Junior College for phase two of the two-phase project. The building houses the campus library, student services, classroom space, faculty offices, and the Loudon-Henritze Archaeology Museum. The project creates new student study spaces and reorganizes student support offices.

#### INSTITUTIONS OF HIGHER EDUCATION CAPITAL EXPANSION

**CMU REPLACE ROBINSON THEATER:** The bill provides \$43.9 million total funds, including \$39.5 million from the Revenue Loss Restoration Cash Fund and \$4.4 million cash funds from institutional sources, to reconstruct the 600-seat Robinson Theater within the Moss Performing Arts Center, and improve several auxiliary spaces within the center. The project will address numerous life-safety, code, functional, and operating issues within the Colorado Mesa University performing arts center.

**CSU CLARK BUILDING RENOVATION AND ADDITIONS:** The bill provides \$38.0 million total funds, including \$8.0 million from the Revenue Loss Restoration Cash Fund and \$30.0 million cash funds from institutional sources, for phase one of a two-phase capital renewal project. The project will renovate 222,000 square feet and add 100,000 square feet to the A and C wings, and demolish the B wing of the Clark Building on the Colorado State University Fort Collins campus.

**CCD BOULDER CREEK REMODEL AND ADDITION:** The bill provides \$22.9 million total funds, including \$21.1 million from the Revenue Loss Restoration Cash Fund and \$1.9 million cash funds from institutional sources, for the third and final phase of this project at the Community College of Denver. The project renovates the 63,700 square foot Boulder Creek Building and constructs an 18,405 square foot addition to consolidate healthcare programming in one location. Phase three constructs the addition along Colfax Avenue.

**CSU LEASE PURCHASE PAYMENTS, NATIONAL WESTERN CENTER COP:** The bill provides \$17.5 million cash funds from the National Western Center Trust Fund (NWCTF) for certificates of participation (COP) payments for construction of buildings on the National Western Center campus and affiliated buildings on the Colorado State University campus. Cash funds in the NWCTF are from a General Fund transfer to the NWCTF pursuant to Section 23-31-902 (3), C.R.S.

**MSU HEALTH INSTITUTE:** The bill provides \$10.0 million from the Revenue Loss Restoration Cash Fund for phase one of a four-phase project to renovate a 32,937 square foot building, optimize the space, and double the square footage available for nursing labs to allow for future growth of the Nursing Program at Metropolitan State University Denver.

**SENATE BILL 20-219 LEASE PURCHASE PAYMENTS:** The bill provides \$4.7 million from the Capital Construction Fund for COP payments for construction of buildings at Colorado State University, the University of Colorado Boulder, and Fort Lewis College, pursuant to Senate Bill 20-219. These annual payments will continue through 2041.

**FLC HEALTH SCIENCES CENTER:** The bill provides \$3.0 million from the Revenue Loss Restoration Cash Fund for phase two of a two-phase project that renovates 6,800 square feet within Whalen Gymnasium and constructs a 45,043 square foot expansion to the south and east of the building for use by the Exercise Science Program at Fort Lewis College. The project will create a single facility to house two departments that share an emphasis on organized physical activity as a basis for study, competition, research, and exploration.

---

# INFORMATION TECHNOLOGY PROJECTS

**Description:** The Information Technology Projects section of the Long Bill includes funding appropriated to state departments and higher education institutions for information technology capital projects. Information Technology Projects appropriations are primarily supported by General Fund transferred to the Information Technology Capital Account (IT Capital Account) within the Capital Construction Fund. The Joint Technology Committee reviews all IT capital requests and makes IT capital funding recommendations to the Joint Budget Committee.

INFORMATION TECHNOLOGY PROJECTS					
	TOTAL FUNDS	CAPITAL CONSTRUCTION FUND	CASH FUNDS	REAPPROPRIATED FUNDS	FEDERAL FUNDS
<b>FY 2021-22 Appropriation</b>	<b>\$70,386,073</b>	<b>\$33,162,480</b>	<b>\$29,977,393</b>	<b>\$0</b>	<b>\$7,246,200</b>
<b>FY 2022-23 APPROPRIATION</b>					
<b>State Agencies</b>					
GOV-OIT: Modernizing Aging IT Systems	53,284,560	53,284,560	0	0	0
DEC Early Childhood Information Technology Systems	14,650,000	0	0	0	14,650,000
HCPF OeHI Rural Connectivity	10,978,008	5,489,004	0	0	5,489,004
PER CORE Upgrade	9,787,000	9,787,000	0	0	0
PER Payroll Modernization	6,000,000	6,000,000	0	0	0
CDLE Workforce Case Management & Labor Exchange Modernization	5,250,000	5,250,000	0	0	0
JUD-OSPD Public Defense in Digital Age	4,110,754	4,110,754	0	0	0
CDPHE Stationary Sources Solution Modernization	4,099,148	4,099,148	0	0	0
DOS Money in Politics System	1,610,000	1,610,000	0	0	0
COR Modernize Timekeeping and Scheduling Systems	1,282,965	1,282,965	0	0	0
<b>Subtotal - State Agencies</b>	<b>\$111,052,435</b>	<b>\$90,913,431</b>	<b>\$0</b>	<b>\$0</b>	<b>\$20,139,004</b>
<b>Institutions of Higher Education</b>					
ASU/FLC/WCU Digital Transformation Initiative for Rural Higher Education	15,721,200	15,563,988	157,212	0	0
CNCC/LCC/MCC/NJC/OC/TSC Rural College Consortium for IT Infrastructure	8,627,000	8,627,000	0	0	0
MSU-D Reimagine the Campus Digital Experience	3,685,000	3,350,000	335,000	0	0
CSM Re-envisioning Mines ERP and SIS	2,543,000	2,304,000	239,000	0	0
CCD Classroom and Conference Room Technology	1,629,936	1,532,140	97,796	0	0
CSU Upgrade Network Hardware	1,137,120	646,119	491,001	0	0
MSU-D Network Infrastructure Modernization	1,045,000	795,000	250,000	0	0
CCA Improving Student Access to Technology	529,915	476,923	52,992	0	0
CSU-P Communications System Upgrade	457,829	457,829	0	0	0
<b>Subtotal - Institutions of Higher Education</b>	<b>\$35,376,000</b>	<b>\$33,752,999</b>	<b>\$1,623,001</b>	<b>\$0</b>	<b>\$0</b>
<b>TOTAL FY 2022-23 LONG BILL APPROPRIATION</b>	<b>\$146,428,435</b>	<b>\$124,666,430</b>	<b>\$1,623,001</b>	<b>\$0</b>	<b>\$20,139,004</b>
\$ Change from prior year	\$76,042,362	\$91,503,950	(\$28,354,392)	\$0	\$12,892,804
% Change from prior year	108.0%	275.9%	(94.6%)	n/a	177.9%

## DESCRIPTION OF INFORMATION TECHNOLOGY PROJECTS FUNDED IN FY 2022-23

### STATE AGENCIES

**GOV-OIT MODERNIZING AGING IT SYSTEMS:** The bill provides \$53.3 million Capital Construction Fund for the Governor's Office of Information Technology (OIT). This represents a one-time project to update, modernize, and decommission aging technology systems that are costly for the state to maintain. Generally, the funding can be broken down into a few categories: (1) decommission mainframes for five major state systems; (2) modernize technology at the end of its life through upgrades or re-platforming; and (3) transition eFORT technology to cloud platforms.

**DEC EARLY CHILDHOOD INFORMATION TECHNOLOGY SYSTEMS:** The bill provides \$14.7 million federal funds from Child Care Development Funds for the Department of Early Childhood (DEC). The project develops information technology systems for the Department. The appropriation includes one-year spending authority.

**HCPF OEHI RURAL CONNECTIVITY:** The bill provides \$11.0 million total funds, including \$5.5 million Capital Construction Fund and \$5.5 million federal funds, for the Department of Health Care Policy and Financing (HCPF) and the Governor's Office of eHealth Innovation (OeHI) for their Rural Connectivity project. The project will increase rural health providers' access to health information, analytics, and technical support to improve the health and safety of rural communities.

**PER CORE UPGRADE:** The bill provides \$9.8 million Capital Construction Fund for the Department of Personnel for a CORE Upgrade and Continuous Improvement project for the Colorado Operations Resource Engine (CORE), the state's accounting, procurement, and budget system.

**PER PAYROLL MODERNIZATION:** The bill provides \$6.0 million Capital Construction Fund for the Department of Personnel for phase one of a three-phase project to modernize the state's 35-year-old legacy payroll system. This project represents a reconsideration of the prior payroll-related project initiated as a part of the Human Resource Information System (HRIS) called HRWorks that was cancelled in May 2020. The appropriation includes one-year spending authority.

**CDLE WORKFORCE CASE MANAGEMENT & LABOR EXCHANGE MODERNIZATION:** The bill provides \$5.3 million Capital Construction Fund for the Department of Labor and Employment (CDLE). The project is a one-time project for a customized off-the-shelf system to integrate the workforce case management and labor exchange systems, as a single platform replacement for the 20-year-old legacy systems. Project costs cover product planning; system architecture and design; legacy system data migration; systems integration processes; training and documentation; data interface and development; and additional user-facing features and functionality.

**JUD-OSPD PUBLIC DEFENSE IN DIGITAL AGE:** The bill provides \$4.1 million Capital Construction Fund for the Office of the State Public Defender (OSPD), an independent agency within the Judicial Department, for a one-time project to provide an accessible and scalable digital storage system to improve current case management and ongoing archives of electronic discovery files.

**CDPHE STATIONARY SOURCES SOLUTION MODERNIZATION:** The bill provides \$4.1 million Capital Construction Fund for the Department of Public Health and Environment (CDPHE). This represents the first phase of a three-phase project for system replacement to modernize the Department's 1995 core data systems used primarily for stationary source regulatory and management purposes. The project will develop and implement a data system for permitting, inventory, reporting, inspections, compliance and enforcement, billing, and public access to data and is anticipated to reduce processing times and errors related to the current manual submission process.

**DOS MONEY IN POLITICS SYSTEM:** The bill provides \$1.6 million Capital Construction Fund for the Department of State (DOS) for a one-time project to replace two systems, the Transparency in Contribution and Expenditure Reporting (TRACER), public disclosure website for campaign finance in Colorado, and the Online Lobby System (Lobby), for disclosure of statewide lobbying activity directed at the Colorado legislature, with a single platform using a customized off-the-shelf system.

**DOC MODERNIZE TIMEKEEPING AND SCHEDULING SYSTEMS:** The bill provides \$1.3 million Capital Construction Fund for the Department of Corrections (DOC) for a one-time project for a customized off-the-shelf system from Kronos for the components necessary to implement a web-based system, including software licenses, professional services, training, change management, hosting, and project management.

## INSTITUTIONS OF HIGHER EDUCATION

**ASU/FLC/WCU DIGITAL TRANSFORMATION INITIATIVE FOR RURAL HIGHER EDUCATION:** The bill provides \$15.7 million total funds, including \$15.6 million Capital Construction Fund and \$157,212 cash funds, for the Digital Transformation Initiative for Rural Higher Education project for Adams State University, Fort Lewis College, and Western Colorado University. This represents the second phase of a two-phase project to modernize the institutions' Enterprise Resource Planning (ERP) systems, which manage human resources and finance components and student information systems (SIS), and the move to a cloud-based ERP/SIS solution.

**CNCC/LCC/MCC/NJC/OC/TSC RURAL COLLEGE CONSORTIUM FOR IT INFRASTRUCTURE:** The bill provides \$8.6 million Capital Construction Fund for a one-time project to modernize the technology infrastructure at the Colorado Community College System's six rural community colleges, comprised of Colorado Northwestern Community College, Lamar Community College, Morgan State Community College, Northeastern Junior College, Otero College, and Trinidad State College. Project components include network and server infrastructure, computer room facility security, classroom technology, and standardization of technology.

**MSU-D REIMAGINE THE CAMPUS DIGITAL EXPERIENCE:** The bill provides \$3.7 million total funds, including \$3.4 million Capital Construction Fund and \$335,000 cash funds, for Metropolitan State University of Denver. This represents phase two of a four-phase project to replace the University's ERP and SIS.

**CSM RE-ENVISIONING MINES ERP AND SIS:** The bill provides \$2.5 million total funds, including \$2.3 million Capital Construction Fund and \$239,000 cash funds, for the Colorado School of Mines. This represents phase two of a four-phase project to modernize the Institution's ERP and SIS.

**CCD CLASSROOM AND CONFERENCE ROOM TECHNOLOGY:** The bill provides \$1.6 million total funds, including \$1.5 million Capital Construction Fund and \$97,796 cash funds, for the Community College of Denver. This represents phase two of a three-phase project to replace, update, and standardize the College's classroom and conference room technology.

**CSU UPGRADE NETWORK HARDWARE:** The bill provides \$1.1 million total funds, including \$646,119 Capital Construction Fund and \$491,001 cash funds, for Colorado State University – Fort Collins. This represents phase two of a three-phase project to upgrade out-of-date networking hardware.

**MSU-D NETWORK INFRASTRUCTURE MODERNIZATION:** The bill provides \$1.0 million total funds, including \$795,000 Capital Construction Fund and \$250,000 cash funds, for Metropolitan State University of Denver. This represents phase two of a three-phase project to modernize network infrastructure and address deferred maintenance on current IT infrastructure.

**CCA IMPROVING STUDENT ACCESS TO TECHNOLOGY:** The bill provides \$529,915 total funds, including \$476,923 Capital Construction Fund and \$52,992 cash funds, for the Community College of Aurora. This represents a one-time project to address wireless access, classroom computing, and external access to computing resources for students.

**CSU-P COMMUNICATIONS SYSTEM UPGRADE:** The bill provides \$457,829 Capital Construction Fund for Colorado State University – Pueblo. This represents a one-time project to replace the campus telephone system with a voice-over-Internet protocol (VoIP) unified communications telephone system.

---

## **Section 3**

# **Summary of Companion Bills to the Long Bill**



# LONG BILL PACKAGE BILLS AND BILLS INCLUDED FOR BALANCING

Summary Tables.....	216
<b>LEGISLATION INTRODUCED WITH THE LONG BILL - BUDGET PACKAGE</b>	
<i>CORRECTIONS</i>	
HB22-1330 Suspend 5-year Corrections Appropriations .....	220
<i>EDUCATION</i>	
HB22-1331: Supplemental Funding for Facility Schools .....	221
<i>GOVERNOR</i>	
HB22-1332: OEDIT ARPA Funds for Rural Colorado .....	222
<i>HEALTH CARE POLICY &amp; FINANCE</i>	
HB22-1333: Increase Minimum Wage for Nursing Home Workers .....	223
<i>HUMAN SERVICES</i>	
HB22-1334: Food Distribution Program Administrative Fee .....	224
<i>JUDICIAL</i>	
HB22-1335: Transfer to the Judicial Department IT Cash Fund .....	225
HB22-1336: Streamline Processing of Judicial Dept Collections .....	226
<i>PERSONNEL</i>	
HB22-1337: State Personnel Director's Compensation Report .....	227
<i>REVENUE</i>	
HB22-1338: Mod DOR Motor Vehicle-related Functions Funding .....	228
HB22-1339: Merge DOR Div of Motor Vehicles Cash Funds .....	229
<i>CAPITAL CONSTRUCTION</i>	
HB22-1340: Capital-related Transfers of Money .....	230
<i>STATEWIDE</i>	
HB22-1341: Marijuana Tax Cash Fund .....	231
HB22-1342: State Emergency Reserve Cash Fund .....	233
HB22-1343: Modification of Ref C GFE Account Allocations.....	234
<b>LEGISLATION INCLUDED FOR BUDGET BALANCING PURPOSES – NON-BUDGET PACKAGE</b>	
<i>MULTIPLE DEPARTMENTS</i>	
Legislation – One Time Impacts .....	237
Legislation – Ongoing Impacts .....	237
Payments to PERA .....	237
Changes to H.B. 20-1400 (Temporary reallocation of limited gaming tax revenues) .....	237
Behavioral Health Administration .....	238
<i>DEPARTMENT OF EDUCATION</i>	
Reduction to Budget Stabilization Factor .....	238
School Finance Bill .....	238
S.B. 22-127 Special Education Funding .....	238
<i>HEALTH CARE POLICY AND FINANCING</i>	
County Administration Workload Study .....	238
<i>HIGHER EDUCATION</i>	
Higher Education Outreach and Attainment Services .....	238
Single stop .....	239

*LEGISLATURE*

H.B. 22-1286: FY 2022-23 Legislative Appropriation Bill .....239

*LABOR AND EMPLOYMENT*

Designation of Major Medical Fund for State Emergency Reserve .....239

*JUDICIAL*

Office of Judicial Discipline .....240

*PERSONNEL*

Office of Public Private Partnership .....240

Colorado Equity Office .....240

**FY 2022-23 APPROPRIATION AND REVENUE IMPACT SUMMARY TABLE: OTHER LEGISLATION FOR  
BUDGET BALANCING PURPOSES BY BILL**

BILLS	TOTAL FUNDS	GENERAL FUND	CASH FUNDS	REAPPROP. FUNDS	FEDERAL FUNDS	FTE
<b>Legislation Introduced with the Long Bill - Budget Package:</b>						
<i>Appropriations Impact - FY 2022-23</i>						
H.B. 22-1330 Suspend 5-year Corrections Appropriations	(\$1,002,690)	(\$1,002,690)	\$0	\$0	\$0	0.0
H.B. 22-1331 Supplemental Funding For Facility Schools	5,134,000	0	5,134,000	0	0	0.0
H.B. 22-1332 OEDIT ARPA Funds For Rural Colorado	0	0	0	0	0	0.0
H.B. 22-1333 Increase Minimum Wage For Nursing Home Workers	4,779,254	2,389,627	0	0	2,389,627	0.0
H.B. 22-1334 Food Distribution Program Administrative Fee	0	0	0	0	0	0.0
H.B. 22-1335 Transfer To The Judicial Department IT Cash Fund	0	0	0	0	0	0.0
H.B. 22-1336 Streamline Processing Of Judicial Dept Collections	0	0	0	0	0	0.0
H.B. 22-1337 State Personnel Director's Compensation Report	(176,319)	(176,319)	0	0	0	1.0
H.B. 22-1338 Mod DOR Motor Vehicle-related Functions Funding	0	0	0	0	0	0.0
H.B. 22-1339 Merge DOR Div Of Motor Vehicles Cash Funds	0	0	0	0	0	0.0
H.B. 22-1340 Capital-related Transfers Of Money	0	0	0	0	0	0.0
H.B. 22-1341 Marijuana Tax Cash Fund	0	0	0	0	0	0.0
H.B. 22-1342 State Emergency Reserve Cash Fund	0	0	0	0	0	0.0
H.B. 22-1343 Gen Fund Exempt Account & Excess State Revenues	0	0	0	0	0	0.0
<b>Appropriation Subtotal - Legislation Introduced with the Long Bill</b>	<b>\$8,734,245</b>	<b>\$1,210,618</b>	<b>\$5,134,000</b>	<b>\$0</b>	<b>\$2,389,627</b>	<b>1.0</b>
<i>Revenue Impact - FY 2022-23</i>						
H.B. 22-1338 Mod DOR Motor Vehicle-related Functions Funding	\$0	\$0	\$0	\$0	\$0	0.0
H.B. 22-1340 Capital-related Transfers Of Money	(477,759,312)	(477,759,312)	0	0	0	0
H.B. 22-1342 State Emergency Reserve Cash Fund	0	0	0	0	0	0.0
H.B. 22-1335 Transfer To The Judicial Department IT Cash Fund	0	0	0	0	0	0.0
<b>Revenue Subtotal - Legislation Introduced with the Long Bill</b>	<b>(\$477,759,312)</b>	<b>(\$477,759,312)</b>	<b>\$0</b>	<b>\$0</b>	<b>\$0</b>	<b>0.0</b>
<b>Legislation Included for Budget Balancing Purposes - Non-Budget Package:</b>						
<i>Appropriations Impact - FY 2021-22</i>						
H.B. 22-1247 Additional Requirements Nursing Facility Funding	\$27,001,000	\$17,000,500	\$0	\$0	\$10,000,500	0.0
<b>Appropriation Subtotal - Legislation Introduced with the Long Bill</b>	<b>\$27,001,000</b>	<b>\$17,000,500</b>	<b>\$0</b>	<b>\$0</b>	<b>\$10,000,500</b>	<b>0.0</b>

**FY 2022-23 APPROPRIATION AND REVENUE IMPACT SUMMARY TABLE: OTHER LEGISLATION FOR  
BUDGET BALANCING PURPOSES BY BILL**

BILLS	TOTAL FUNDS	GENERAL FUND	CASH FUNDS	REAPPROP. FUNDS	FEDERAL FUNDS	FTE
<i>Appropriations Impact - FY 2022-23</i>						
H.B. 22-1190 Suppl State Payment To Urban Indian Organizations	\$48,025	\$48,025	\$0	\$0	\$0	0.0
H.B. 22-1286 FY 2022-23 Legislative Appropriation Bill	61,469,806	59,844,475	90,000	1,535,331	0	420.1
S.B. 22-127 Special Education Fund	80,000,000	0	80,000,000	0	0	0.0
5-year Sentencing Statutory Appropriations	1,002,690	1,002,690	0	0	0	0.0
Behavioral Health Administration (Placeholder)	12,566,395	3,894,052	171,733	8,181,248	319,362	33.3
Reduction to Budget Stabilization Factor (Placeholder)	182,023,766	0	182,023,766	0	0	0.0
County Administration Workload Study (Placeholder)	752,925	476,067	50,396	0	226,462	0.0
Higher Education Outreach and Attainment Services (Placeholder)	250,000	250,000	0	0	0	2.0
Single Stop (Placeholder)	171,000	171,000	0	0	0	0.0
Office of Judicial Discipline (Placeholder)	800,000	800,000	0	0	0	0.0
Office of Public Private Partnership (Placeholder)	15,000,000	15,000,000	0	0	0	3.5
Colorado Equity Office (Placeholder)	2,523,839	1,793,072	0	655,777	74,990	20.0
Legislation - Ongoing Impacts (Placeholder)	40,000,000	40,000,000	0	0	0	0.0
<b>Appropriation Subtotal - Legislation Not Introduced with Long Bill</b>	<b>\$396,608,446</b>	<b>\$123,279,381</b>	<b>\$262,335,895</b>	<b>\$10,372,356</b>	<b>\$620,814</b>	<b>478.9</b>
<i>Revenue Impact - FY 2021-22</i>						
Changes to H.B. 20-1400 (Placeholder)	\$13,900,000	\$13,900,000	\$0	\$0	\$0	0.0
<b>Revenue Subtotal - Legislation Introduced with the Long Bill</b>	<b>\$13,900,000</b>	<b>\$13,900,000</b>	<b>\$0</b>	<b>\$0</b>	<b>\$0</b>	<b>0.0</b>
<i>Revenue Impact - FY 2022-23</i>						
Changes to H.B. 20-1400 (Placeholder)	\$12,900,000	\$12,900,000	\$0	\$0	\$0	0.0
Transfer to State Education Fund (Placeholder)	0	(300,000,000)	300,000,000	0	0	0.0
Behavioral Health Administration (Placeholder)	(171,733)	(171,733)	0	0	0	0.0
Designation of Major Medical Fund for State Emergency Reserve (Placeholder)	1,364,724	1,364,724	0	0	0	0.0
Payments to PERA (Placeholder)	(198,470,833)	(198,470,833)	0	0	0	0.0
Legislation - One Time Impact (Placeholder)	(900,000,000)	(900,000,000)	0	0	0	0.0
<b>Revenue Subtotal - Legislation Introduced with the Long Bill</b>	<b>(\$1,084,377,842)</b>	<b>(\$1,384,377,842)</b>	<b>\$300,000,000</b>	<b>\$0</b>	<b>\$0</b>	<b>\$0</b>
<b>Appropriation Total - All Other Legislation</b>	<b>\$432,343,691</b>	<b>\$141,490,499</b>	<b>\$267,469,895</b>	<b>\$10,372,356</b>	<b>\$13,010,941</b>	<b>479.9</b>
<b>Revenue Total - All Other Legislation</b>	<b>(\$1,548,237,154)</b>	<b>(\$1,848,237,154)</b>	<b>\$300,000,000</b>	<b>\$0</b>	<b>\$0</b>	<b>0.0</b>

**OTHER LEGISLATION INCLUDED FOR BUDGET BALANCING PURPOSES,  
APPROPRIATIONS IMPACT BY DEPARTMENT<sup>1</sup>**

DEPARTMENT/ITEM	TOTAL FUNDS	GENERAL FUND	CASH FUNDS	REAPPROP. FUNDS	FEDERAL FUNDS	FTE
<b>CORRECTIONS</b>						
H.B. 22-1330 Suspend 5-year Corrections Appropriations	(\$1,002,690)	(\$1,002,690)	\$0	\$0	\$0	0.0
5-year Sentencing Statutory Appropriations	1,002,690	1,002,690	0	0	0	0.0
<b>Total - Corrections</b>	<b>\$0</b>	<b>\$0</b>	<b>\$0</b>	<b>\$0</b>	<b>\$0</b>	<b>0.0</b>
<b>EDUCATION</b>						
H.B. 22-1331 Supplemental Funding For Facility Schools	\$5,134,000	\$0	\$5,134,000	\$0	\$0	0.0
S.B. 22-127 Special Education Fund	80,000,000	0	80,000,000	0	0	0.0
Reduction to Budget Stabilization Factor (placeholder)	182,023,766	0	182,023,766	0	0	0.0
<b>Total - Education</b>	<b>\$267,157,766</b>	<b>\$0</b>	<b>\$267,157,766</b>	<b>\$0</b>	<b>\$0</b>	<b>0.0</b>
<b>HEALTH CARE POLICY AND FINANCING</b>						
H.B. 22-1333 Increase Minimum Wage For Nursing Home Workers	\$4,779,254	\$2,389,627	\$0	\$0	\$2,389,627	0.0
H.B. 22-1190 Suppl State Payment To Urban Indian Organizations	48,025	48,025	0	0	0	0.0
H.B. 22-1247 Additional Requirements Nursing Facility Funding <sup>2</sup>	27,001,000	17,000,500	0	0	10,000,500	0.0
County Administration Workload Study (placeholder)	752,925	476,067	50,396	0	226,462	0.0
<b>Total - Health Care Policy and Financing</b>	<b>\$32,581,204</b>	<b>\$19,914,219</b>	<b>\$50,396</b>	<b>\$0</b>	<b>\$12,616,589</b>	<b>0.0</b>
<b>HIGHER EDUCATION</b>						
Higher Education Outreach and Attainment Services (placeholder)	\$250,000	\$250,000	\$0	\$0	\$0	2.0
Single Stop (placeholder)	171,000	171,000	0	0	0	0.0
<b>Total - Higher Education</b>	<b>\$421,000</b>	<b>\$421,000</b>	<b>\$0</b>	<b>\$0</b>	<b>\$0</b>	<b>2.0</b>
<b>JUDICIAL</b>						
H.B. 22-1335 Transfer To The Judicial Department IT Cash Fund	\$0	\$0	\$0	\$0	\$0	0.0
H.B. 22-1336 Streamline Processing Of Judicial Dept Collections	0	0	0	0	0	0.0
Office of Judicial Discipline (placeholder)	800,000	800,000	0	0	0	0.0
<b>Total - Judicial</b>	<b>\$800,000</b>	<b>\$800,000</b>	<b>\$0</b>	<b>\$0</b>	<b>\$0</b>	<b>0.0</b>
<b>LEGISLATIVE</b>						
H.B. 22-1286 FY 2022-23 Legislative Appropriation Bill	\$61,469,806	\$59,844,475	\$90,000	\$1,535,331	\$0	420.1
Legislation - Ongoing Impacts (placeholder)	\$40,000,000	40,000,000	0	0	0	0.0
<b>Total - Legislative</b>	<b>\$101,469,806</b>	<b>\$99,844,475</b>	<b>\$90,000</b>	<b>\$1,535,331</b>	<b>\$0</b>	<b>420.1</b>
<b>PERSONNEL</b>						
H.B. 22-1337 State Personnel Director's Compensation Report	(\$176,319)	(\$176,319)	\$0	\$0	\$0	1.0
Office of Public Private Partnership (placeholder)	15,000,000	15,000,000	0	0	0	3.5
Colorado Equity Office (placeholder)	2,523,839	1,793,072	0	655,777	74,990	20.0
<b>Total - Personnel</b>	<b>\$17,347,520</b>	<b>\$16,616,753</b>	<b>\$0</b>	<b>\$655,777</b>	<b>\$74,990</b>	<b>24.5</b>
<b>REVENUE</b>						
H.B. 22-1338 Mod DOR Motor Vehicle-related Functions Funding	\$0	\$0	\$0	\$0	\$0	0.0
H.B. 22-1339 Merge DOR Div Of Motor Vehicles Cash Funds	0	0	0	0	0	0.0
<b>Total - Revenue</b>	<b>\$0</b>	<b>\$0</b>	<b>\$0</b>	<b>\$0</b>	<b>\$0</b>	<b>0.0</b>
<b>MULTI-DEPARTMENT AND CAPITAL CONSTRUCTION APPROPRIATIONS</b>						
H.B. 22-1340 Capital-related Transfers Of Money	\$0	\$0	\$0	\$0	\$0	0.0
H.B. 22-1341 Marijuana Tax Cash Fund	0	0	0	0	0	0.0

**OTHER LEGISLATION INCLUDED FOR BUDGET BALANCING PURPOSES,  
APPROPRIATIONS IMPACT BY DEPARTMENT<sup>1</sup>**

DEPARTMENT/ITEM	TOTAL FUNDS	GENERAL FUND	CASH FUNDS	REAPPROP. FUNDS	FEDERAL FUNDS	FTE
H.B. 22-1342 State Emergency Reserve Cash Fund	0	0	0	0	0	0.0
H.B. 22-1343 Gen Fund Exempt Account & Excess State Revenues	0	0	0	0	0	0.0
Behavioral Health Administration (placeholder)	12,566,395	3,894,052	171,733	8,181,248	319,362	33.3
<b>Total - Multi-Department and Capital Construction</b>	<b>\$12,566,395</b>	<b>\$3,894,052</b>	<b>\$171,733</b>	<b>\$8,181,248</b>	<b>\$319,362</b>	<b>33.3</b>
<b>Grand Total</b>	<b>\$432,343,691</b>	<b>\$141,490,499</b>	<b>\$267,469,895</b>	<b>\$10,372,356</b>	<b>\$13,010,941</b>	<b>479.9</b>

<sup>1</sup> Departments not included in this table do not have companion bills or placeholders as identified by the JBC for budget balancing purposes.

<sup>2</sup> The fiscal impact of H.B. 22-1247 is in FY 2021-22.

# JOINT BUDGET COMMITTEE LONG BILL PACKAGE BILL

## SUMMARY OF H.B. 22-1330

### CONCERNING SUSPENDING THE REQUIREMENT FOR A FIVE-YEAR APPROPRIATION FOR AN ACT THAT CAUSES A NET INCREASE IN IMPRISONMENT

**Prime Sponsors:** Senators Hansen & Rankin and Representatives McCluskie & Ransom

#### Bill Summary

Under current law, when the General Assembly passes a bill that causes a net increase in the period of imprisonment, the general assembly is required to appropriate money via a statutory appropriation to cover the costs of that imprisonment for the next 5 years. For example, Section 17-18-124 (1)(d) provides, “For the 2022-23 state fiscal year, thirty-nine thousand three hundred thirty-four dollars is appropriated to the department [of corrections] from the general fund.” This bill suspends that requirement until July 1, 2025 and repeals all of the current statutory 5-year appropriations.

#### Fiscal Impact

This bill reduces appropriations to the Department of Corrections in FY 2022-23 by \$1,002,690 General Fund. Future year reductions are shown in the table below.

TITLE 17, ARTICLE 18 STATUTORY APPROPRIATIONS FROM SENTENCING BILLS						
C.R.S.	BILL #	TITLE	FY 22-23	FY 23-24	FY 24-25	FY 25-26
17-18-124	H.B. 18-1200	Cybercrime changes	39,334	\$0	\$0	\$0
17-18-125	S.B. 18-119	False imprisonment	39,334	0	0	0
17-18-126	H.B. 18-1077	Burglary of firearm	864,432	0	0	0
17-18-128	H.B. 19-1250	Sex assault while in custody	43,311	41,491	0	0
17-18-129	S.B. 21-064	Retaliation elected official	16,279	18,415	18,415	18,415
<b>Total:</b>			<b>\$1,002,690</b>	<b>\$59,906</b>	<b>\$18,415</b>	<b>\$18,415</b>

# JOINT BUDGET COMMITTEE LONG BILL PACKAGE BILL

## SUMMARY OF H.B. 22-1331:

CONCERNING SUPPLEMENTAL FUNDING FOR FACILITY SCHOOLS, AND, IN CONNECTION THEREWITH,  
MAKING AN APPROPRIATION.

**Prime Sponsors:** Representatives Herod and Ransom and Senators Zenzinger and Rankin

### Bill Summary

The bill requires, in state fiscal year 2022-23 only, and within available appropriations, that the Department of Education distribute supplemental payments to facility schools approved by the Department as of October 1, 2022. The supplemental payments must exceed the current daily per pupil revenue rate as established for the 2022-23 state fiscal year.

### Fiscal Impact

The bill provides a FY 2022-23 appropriation to the Department of Education for supplemental funding for facility schools totaling \$5,134,000 cash funds from the State Education Fund. The bill does not allow for appropriations for subsequent years.

### Background Information

While most children in Colorado receive public education services through school districts, some children with high needs receive their education through schools operated by the State or in community-based facilities, such as hospitals, residential child care facilities, and day treatment programs. In 2008, the General Assembly modified the method of funding facility schools so that they would be funded directly through a state allocation for facility schools. Facility schools currently receive base per pupil funding times 1.73.

Enrollment in facility schools has been falling for multiple years due to a combination of funding constraints and federal policy changes. The number of facility schools declined from 80 in 2004 to 34 in 2020, and enrollment in the remaining schools has fallen dramatically from 1,362 students estimated to be served in FY 2019-20 to 927 students estimated to be served in FY 2022-23.

During the 2021 legislative session, the JBC sponsored S.B. 21-274 (Sustainable Model to Serve Facility School Students) to help address the rapid closure of facility schools that serve students with high needs. The bill included \$500,000 to support facilitation of a work group, financial analysis of the existing facility schools system, and a final report; and \$5.7 million for supplemental payments to facility schools for FY 2021-22. The goal of the supplemental payments was to maintain as much of the existing capacity in the facility school system as possible while the work group develops a new funding model.

The work group is required to submit a written report to the Joint Budget Committee by November 1, 2022. Statutory changes will be considered during the 2023 legislative session, and a new funding model is anticipated to be implemented for FY 2023-24. Given this timeline, an additional year of one-time supplemental funding for facility schools is required in FY 2022-23 to maintain the existing school capacity pending anticipated changes in FY 2023-24.



# JOINT BUDGET COMMITTEE LONG BILL PACKAGE BILL

## SUMMARY OF H.B. 22-1332:

**CONCERNING THE OFFICE OF ECONOMIC DEVELOPMENT AND INTERNATIONAL TRADE'S PERMISSIBLE USES OF MONEY TRANSFERRED FROM THE ECONOMIC RECOVERY AND RELIEF CASH FUND TO THE COLORADO ECONOMIC DEVELOPMENT FUND FOR USE IN RURAL COLORADO.**

**Prime Sponsors:** Senators Hansen and Rankin and Representatives McCluskie and Herod

### Bill Summary

Senate Bill 21-291 transferred \$40 million of "American Rescue Plan Act of 2021" (ARPA) money from the Economic Recovery and Relief Cash Fund to the Colorado Economic Development Fund (often called the "Strategic Fund") and directed the Office of Economic Development and International Trade (OEDIT) to use \$10 million of the money transferred to incentivize small businesses to locate in rural Colorado and for the location neutral employment incentive program. To ensure that the use of the \$10 million complies with ARPA requirements, the bill instead directs OEDIT to use the money to support businesses in rural Colorado that undertake economic development activity in rural Colorado in response to the negative economic impacts of the COVID-19 pandemic.

### Fiscal Impact

Adopting this bill has no fiscal impact but ensures the original funding reaches its intended destination in compliance with federal requirements and guidelines.

# JOINT BUDGET COMMITTEE LONG BILL PACKAGE BILL

## SUMMARY OF H.B. 22-1333:

CONCERNING AN INCREASE IN THE MINIMUM WAGE FOR NURSING FACILITY EMPLOYEES, AND, IN CONNECTION THEREWITH, MAKING AN APPROPRIATION.

**Prime Sponsors:** Representatives McCluskie and Herod and Senators Zenzinger and Rankin

### Bill Summary

Under current law, only nursing facilities that are within a locality that has increased its local minimum wage are eligible to receive annual supplemental payments to increase the minimum wage for nursing facility employees up to the minimum wage set by the locality. The bill changes the definition of "eligible nursing facility provider" and makes other conforming changes to allow any Colorado nursing facility that meets the defined criteria to be eligible to receive wage enhancement supplemental payments, as defined in the bill, to increase the minimum wage for nursing facility employees to at least \$15 per hour.

### Fiscal Impact

For FY 2022-23, the bill appropriates \$2,389,627 General Fund to the Department of Health Care Policy and Financing. The appropriation is based on the assumption that the Department will receive \$2,389,627 federal funds to implement the act.

# JOINT BUDGET COMMITTEE LONG BILL PACKAGE BILL

## SUMMARY OF H.B. 22-1334:

CONCERNING THE COLLECTION OF AN ADMINISTRATIVE FEE FROM AN AGENCY THAT RECEIVES  
COMMODITIES THROUGH A FOOD DISTRIBUTION PROGRAM.

**Prime Sponsors:** Representative Herod and Senator Zenzinger

### Bill Summary

The bill adjusts statutory language in Section 26-1-121 (4)(a), C.R.S., to provide greater flexibility to the Department of Human Services in the invoicing processes for the Food Distribution Program. Specifically, the bill allows for invoicing at least once per calendar year or when an agency's invoice is at least \$100.

### Fiscal Impact

This bill does not have a fiscal impact.

# JOINT BUDGET COMMITTEE LONG BILL PACKAGE BILL

## SUMMARY OF H.B. 22-1335:

CONCERNING A TRANSFER FROM THE REVENUE LOSS RESTORATION CASH FUND TO THE JUDICIAL DEPARTMENT INFORMATION TECHNOLOGY CASH FUND.

**Prime Sponsors:** Representatives McCluskie and Ransom and Senators Hansen and Rankin

### Bill Summary

The bill transfers \$24,131,390 from the Revenue Loss Restoration Cash Fund to the Judicial Department Information Technology Cash Fund on July 1, 2022. The money transferred is subject to annual appropriation by the General Assembly for information technology infrastructure upgrades from FY 2022-23 through FY 2024-25.

### Fiscal Impact

This bill transfers \$24,131,390 from the Revenue Loss Restoration Cash Fund to the Judicial Department Information Technology Cash Fund on July 1, 2022.

# JOINT BUDGET COMMITTEE LONG BILL PACKAGE BILL

## SUMMARY OF H.B. 22-1336:

### CONCERNING THE STREAMLINING OF THE PROCESSING OF CERTAIN MONEY COLLECTED BY THE JUDICIAL DEPARTMENT.

**Prime Sponsors:** Representatives Ransom and McCluskie and Senators Hansen and Zenzinger

#### Bill Summary

Current law provides that five percent of the Drug Offender Surcharge (Section 18-19-103 (1), C.R.S.) and five percent of the Rural Alcohol and Substance Abuse Surcharge (Section 18-19-103.5 (1), C.R.S.) to be retained for administrative expenses. This requires those amounts to be recorded on a balance sheet account and then expensed from that source. The bill provides that the five percent retention for administrative expenses from both surcharges to instead be deposited directly into the Judicial Stabilization Cash Fund. The deposit into the cash fund will provide funding for the same purposes and simplifies the accounting process.

Currently, the Collections Investigator Program is funded by two different cash funds. The bill eliminates the Fines Collection Cash Fund created in Section 18-1.3-401 (1)(a)(III)(D), C.R.S., and deposits related fines revenue in the Judicial Collection Enhancement Fund created in Section 16-11-101.6 (2), C.R.S.

#### Fiscal Impact

This bill does not have a fiscal impact.

# JOINT BUDGET COMMITTEE LONG BILL PACKAGE BILL

## SUMMARY OF H.B. 22-1337:

CONCERNING A REQUIREMENT THAT THE STATE PERSONNEL DIRECTOR QUADRENNIALLY PRODUCE A REPORT ON COMPENSATION, AND, IN CONNECTION THEREWITH, MODIFYING REQUIREMENTS FOR THE COMPENSATION REPORT, INCLUDING REPORTING DEADLINES, AND MAKING AN APPROPRIATION.

**Prime Sponsors:** Representatives Herod and Ransom and Senators Hansen and Rankin

### Bill Summary

Under current law, the state personnel director of the Department of Personnel is required to annually conduct surveys and produce a report concerning compensation to determine any necessary adjustments to state employee salaries, state contributions for group benefit plans, and merit pay. The bill requires the director to conduct surveys and produce the report every 4 years. The bill also changes certain reporting deadlines of the director relating to the compensation report and removes certain substantive components of the report.

### Fiscal Impact

This bill reduces FY 2022-23 appropriations to the Department of Personnel by \$152,571 General Fund, including a decrease of \$300,000 for total compensation and employee engagement surveys and an increase of \$147,429 for costs associated with 1.0 Total Compensation Analyst FTE.

# JOINT BUDGET COMMITTEE LONG BILL PACKAGE BILL

## SUMMARY OF H.B. 22-1338: MOD DOR MOTOR VEHICLE-RELATED FUNCTIONS FUNDING.

**Prime Sponsors:** Representative Herod and Senator Hansen

### Bill Summary

The bill modifies how specified motor vehicle-related functions of the Department of Revenue are funded by repealing annual statutory transfers from the Marijuana Tax Cash Fund to the Licensing Services Cash Fund for use by the Hearings Division and the Division of Motor Vehicles (DMV). Additionally, the bill will reduce the total amount appropriated to the Hearings Division and the DMV that previously was funded by Marijuana Tax Cash Fund transfers. These transfer to the Licensing Services Cash Fund are reduced by 10%, and new funding is provided from "off the top" Highways Users Tax Fund (HUTF) appropriations rather than by Licensing Services Cash Fund appropriations through a statutory authorization for that use of "off the top" HUTF money and the following appropriations:

- A decrease of \$713,000 in the 2022-23 long bill cash funds appropriation from the licensing services cash fund for personal services in the hearings division;
- A decrease of \$548,000 in the 2022-23 long bill cash funds appropriation from the licensing services cash fund for Colorado driver's license, record, identification, and vehicle enterprise solution (DRIVES) maintenance and support in the division of motor vehicles; and
- A 2022-23 state fiscal year "off the top" HUTF of \$1,261,000 to the department, which may use \$713,000 of the appropriation for personal services in the hearings division and \$548,000 of the appropriation for DRIVES maintenance and support in the DMV.

### Fiscal Impact

This bill changes the funding source of HB21-1314 (Department of Revenue Against Certain Documents) from the Marijuana Tax Cash Fund to the Highway Users Tax Fund. Additionally, the bill reduces by \$140,000 the amount of this transfer.

# JOINT BUDGET COMMITTEE LONG BILL PACKAGE BILL

## SUMMARY OF H.B. 22-1339: MERGE DOR DIVISION OF MOTOR VEHICLES CASH FUNDS

**Prime Sponsors:** Representative Herod and Senators Zenzinger and Rankin

### Bill Summary

The bill merges the Licensing Services Cash Fund (LSCF) into the Colorado Driver License, Record, Identification and Vehicle Enterprise Solution (DRIVES) account effective July 1, 2022. LSCF consists mainly of fees charged for issuing drivers' licenses, driving permits, and state identification cards. The Department of Revenue uses the fund primarily to fund the issuance of those documents. The Colorado DRIVES vehicle services account (DRIVES) of the Highway Users Tax Fund consists mainly from vehicle title and registration fees and specific ownership tax transaction fees. The Department uses the DRIVES account to develop and operate the Department's driver and motor vehicles services software platform, commonly known as Colorado DRIVES. This merger involves repealing the LSCF and requiring all money in the fund to be credited to the DRIVES account.

Additionally, all fees previously credited to LSCF shall instead be credited to the DRIVES account, and all previously funded functions from LSCF will be funded from the DRIVES account. The bill also requires DRIVES account investment earnings to be credited back to the account.

### Fiscal Impact

This bill consolidates the two primary cash funds of the Division of Motor Vehicles, merging the Licensing Services Cash Fund into the Colorado DRIVES vehicle services account (DRIVES) of the Highway Users Tax Fund.



# JOINT BUDGET COMMITTEE LONG BILL PACKAGE BILL

## SUMMARY OF H.B. 22-1340: CONCERNING CAPITAL-RELATED TRANSFERS OF MONEY.

**Prime Sponsors:** Representatives Herod and McCluskie and Senators Hansen and Zenzinger

### Bill Summary

The bill makes transfers to the Capital Construction Fund, the Information Technology Capital Account within the Capital Construction Fund (IT Capital Account), and the Revenue Loss Restoration Cash Fund to balance those accounts for FY 2022-23 appropriations. The bill also makes a transfer from the General Fund to the Affordable Housing and Home Ownership Cash Fund.

Pursuant to current law, on July 1, 2021, \$110,000,000 was transferred from the General Fund to the Controlled Maintenance Trust Fund to be appropriated in the 2022-23 state fiscal year for controlled maintenance budget requests. The bill eliminates the requirement that the transferred money be appropriated for the 2022-23 state fiscal year.

### Fiscal Impact

For FY 2022-23, the bill transfers a total of \$828,153,316 from the following funds:

- \$477,259,312 from the General Fund;
- \$350,394,004 from the Affordable Housing and Home Ownership Cash Fund; and
- \$500,000 from the General Fund Exempt Account.

The bill transfers a total of \$828,153,316 to the following funds on July 1, 2022:

- \$4,639,443 from the General Fund to the Capital Construction Fund for building capital projects;
- \$350,394,004 from the Affordable Housing and Home Ownership Cash Fund to the Revenue Loss Restoration Cash Fund for building capital projects;
- \$350,394,004 from the General Fund to the Affordable Housing and Home Ownership Cash Fund;
- \$500,000 from the General Fund Exempt Account of the General Fund to the Capital Construction Fund for capital construction transportation projects; and
- \$122,225,865 from the General Fund to the IT Capital Account for information technology projects.

# JOINT BUDGET COMMITTEE

## LONG BILL PACKAGE BILL

### SUMMARY OF H.B. 22-1341:

#### CONCERNING MEASURES TO ENSURE THAT THE MARIJUANA TAX CASH FUND IS IN BALANCE.

**Prime Sponsors:** Representatives Herod and McCluskie and Senators Zenzinger and Rankin

#### Bill Summary

The bill makes changes to the Marijuana Tax Cash Fund (MTCF) to: (1) correct a technical error in previous legislation and reauthorize the appropriation of revenues for the year in which they are received; (2) delay a portion of a transfer to the Public School Capital Construction Assistance Fund (PSCCAF) currently authorized for FY 2021-22 and instead transfer those funds in FY 2022-23 and FY 2023-24; and (3) modify the fund's reserve requirement.

Specifically, this bill makes the following changes:

- Section 1 modifies the timing of the transfer to the PSCCAF to take place over three years (FY 2021-22 through FY 2023-24) instead of in one year.
- Section 2: (1) restores the General Assembly's authority to assume the use of current year revenues (in the year of collection) when making appropriations from the MTCF, correcting a technical error enacted in S.B. 21-059 (Juvenile Justice Code Reorganization) that reinstated a requirement to make appropriations only from prior year revenues; (2) specifies that the transfers to the PSCCAF will include \$50.0 million in FY 2021-22, \$30.0 million in FY 2022-23, and \$20.0 million in FY 2023-24; and (3) modifies the fund's statutory reserve requirement, setting the reserve equal to 15.0 percent of annual appropriations from the fund rather than the current 6.5 percent of total revenues available in the fund. The reserve provision also clarifies that the reserve is in addition to any amount designated as part of the TABOR Emergency Reserve.
- Section 3 is a safety clause.

#### Fiscal Impact

This bill reduces the transfer from the MTCF to the PSCCAF in FY 2021-22 from \$100.0 million to \$50.0 million and requires subsequent transfers of \$30.0 million in FY 2022-23 and \$20.0 million in FY 2023-24, changing the amounts available in each fund in those years. The bill does not change appropriations.

#### Background Information

*Appropriation of Current Year Revenues:* Prior to FY 2020-21, statute required all appropriations from the MTCF to be from prior year revenues (in arrears). House Bill 20-1401 (Marijuana Tax Cash Fund Spending and Transfer) eliminated that requirement and authorized the appropriation of current year revenues for FY 2020-21 and beyond as a budget balancing measure. Thus, the FY 2020-21 and current FY 2021-22 appropriations both assume the use of current year revenues to support operating appropriations from the fund. However, an apparent drafting error in S.B. 21-059 reversed that change and again requires all appropriations from the fund to be from prior year revenues. This bill restores the General Assembly's authority to assume the use of current year revenues in appropriations from the MTCF.

*Transfer to the PSCCAF:* Senate Bill 21-207 directs the Treasurer to transfer \$100.0 million from the MTCF to the PSCCAF on June 1, 2022. The March 2021 Legislative Council Staff Revenue Forecast anticipated that the MTCF would receive sufficient revenues in FY 2021-22 to support that transfer in addition to the appropriations from the

fund for the fiscal year. However, based on the March 2022 Legislative Council Staff Revenue Forecast, the fund will fall approximately \$48.4 million short of being able to support the transfer, existing appropriations, and the reserve requirement for FY 2021-22. This bill reduces the transfer in FY 2021-22 by \$50.0 million and instead transfers that amount to the PSCCAF over the next two fiscal years to align with the revenues anticipated to be available in the fund.

*Reserve Requirement:* Current law (Sec. 39-28.8-501 (5), C.R.S.) limits the General Assembly's appropriations from the MTCF to no more than "ninety-three and one-half percent of an amount equal to the beginning balance of the fund plus any money credited to the fund during the state fiscal year." This bill modifies the reserve requirement in three ways. The bill:

- Sets the requirement equal to 15.0 percent of *appropriations* from the fund rather than 6.5 percent of *revenues*, which is consistent with the percentage and practice for the General Fund reserve. Based on current revenue estimates and appropriations approved for the FY 2022-23 Long Bill, the change would increase the reserve requirement for FY 2022-23 from \$20.5 million (calculated as 6.5 percent of the sum of the initial fund balance and anticipated FY 2022-23 revenues) to \$23.5 million (calculated as 15.0 percent of \$156.9 million in appropriations approved for the Long Bill).
- Clarifies that the reserve requirement applies to the initial appropriation but that the reserve is available for expenditure if necessary to support those appropriations.
- Clarifies that this reserve requirement is over and above any amount in the fund that is designated as part of the TABOR Emergency Reserve. The General Assembly designated \$100.0 million of the fund balance as part of the TABOR reserve in FY 2021-22 and the FY 2022-23 Long Bill continues that designation.

# JOINT BUDGET COMMITTEE LONG BILL PACKAGE BILL

## SUMMARY OF H.B. 22-1342:

CONCERNING THE REQUIREMENT THAT INTEREST AND INCOME DERIVED FROM THE DEPOSIT AND INVESTMENT OF FEDERAL FUNDS THAT THE STATE RECEIVED FROM THE FEDERAL CORONAVIRUS STATE FISCAL RECOVERY FUND BE CREDITED TO THE STATE EMERGENCY RESERVE CASH FUND.

**Prime Sponsors:** Representatives Herod and Ransom, and Senators Hansen and Rankin

### Bill Summary

The bill transfers interest earned on federal funds received through the American Rescue Plan Act (ARPA) to the State Emergency Reserve Cash Fund (Emergency Reserve). The Emergency Reserve is available for declared emergencies only as required by the Taxpayer's Bill of Rights.

### Fiscal Impact

A total of \$31.2 million is projected to be credited to the Emergency Reserve at the end of FY 2021-22. The annual amount transferred will decline each year until the federal funds are expended.

### Background Information

Under ARPA, which was signed into law on March 11, 2021, Colorado state government received \$3.8 billion from the Coronavirus State Fiscal Recovery Fund. These funds may be used for purposes outlined in federal law and rule<sup>1</sup> and are subject to appropriation by the General Assembly. These funds must be obligated for authorized purposes by December 31, 2024, and expended by December 31, 2026.

During the 2021 regular legislative session, the General Assembly adopted multiple bills that established an overall framework for use of these funds by transferring the money into cash funds with discrete purposes. For some of the funds, more specific uses were determined during the 2021 session. Uses for the remainder of the funds will be informed by the work of task forces that were convened during the 2021 legislative interim.

The following table outlines the relevant cash funds created by the General Assembly, the allocation and appropriation of these federal funds, and the remaining cash fund balances.

---

<sup>1</sup> <https://home.treasury.gov/policy-issues/coronavirus/assistance-for-state-local-and-tribal-governments/state-and-local-fiscal-recovery-funds>

**ALLOCATION OF CORONAVIRUS STATE FISCAL RECOVERY FUND MONEY AND BALANCES  
REMAINING AFTER 2021 LEGISLATIVE SESSION AND 2022 SESSION SUPPLEMENTAL BILLS**

	INITIAL <b>FEDERAL</b> FUNDS TRANSFER TO CASH FUND	SPENDING AUTHORITY PROVIDED IN 2021 LEGISLATIVE SESSION AND 2022 SUPPLEMENTAL BILLS	BALANCE <b>FEDERAL</b> FUNDS AVAILABLE FOR FUTURE LEGISLATIVE APPROPRIATION/ TRANSFER	NET <b>GENERAL FUND</b> <sup>1</sup> DEPOSITED TO CASH FUND AND AVAILABLE FOR FUTURE LEGISLATIVE APPROPRIATION/TRANSFER	TOTAL BALANCE AVAILABLE
Transportation-related Cash Funds	\$380,000,000	\$380,000,000	\$0	\$0	<b>\$0</b>
Revenue Loss Restoration Cash Fund <sup>2</sup>	1,000,000,000	9,073,128	990,926,872	0	<b>990,926,872</b>
Economic Recovery and Relief Cash Fund <sup>2</sup>	848,761,790	166,148,838	682,612,952	14,478,042	<b>697,090,994</b>
Workers, Employers, and Workforce Centers Cash Fund <sup>2</sup>	200,000,000	143,250,000	56,750,000	38,250,000	<b>95,000,000</b>
Behavioral and Mental Health Cash Fund	550,000,000	99,330,000	450,670,000	0	<b>450,670,000</b>
Affordable Housing and Home Ownership Cash Fund	550,000,000	165,000,000	385,000,000	14,800,000	<b>399,800,000</b>
Balance in American Rescue Plan Act of 2021 Cash Fund	300,000,000	300,000,000	0	0	<b>0</b>
<b>TOTAL</b>	<b>\$3,828,761,790</b>	<b>\$1,262,801,966</b>	<b>\$2,565,959,824</b>	<b>\$67,528,042</b>	<b>\$2,633,487,866</b>

<sup>1</sup> The General Fund amounts shown are based on appropriations and transfers *into* funds that were authorized in S.B. 21-232, S.B. 21-242, S.B. 21-243, and H.B. 21-1264 less appropriations *from* the funds that are authorized in S.B. 21-291, H.B. 21-1329, and H.B. 22-1171.

<sup>2</sup> Includes mid-year adjustment authorized by H.B. 22-1176.

# JOINT BUDGET COMMITTEE

## LONG BILL PACKAGE BILL

### SUMMARY OF SUMMARY OF H.B. 22-1343:

#### CONCERNING STATE REVENUE RETAINED AND SPENT UNDER THE AUTHORITY CONFERRED BY THE VOTER-APPROVED REVENUE CHANGE REFERENDUM C.

**Prime Sponsors:** Representatives McCluskie and Ransom and Senators Hansen and Rankin

#### Bill Summary

Referendum C, adopted by the voters in 2005, authorized the State to retain additional revenue above the limits originally imposed in Article X, Section 20 of the State Constitution (Taxpayers Bill of Rights/TABOR). Section 24-77-103.6, C.R.S., added by Referendum C, creates the General Fund Exempt (GFE) Account to hold all money received in excess of the General Fund revenue limits originally imposed by TABOR and specifies that the money in the GFE Account shall be appropriated or transferred by the General Assembly for various purposes including to fund health care, public elementary and high school education, and higher education. Separate statutory provisions specify the allocation of the money in the GFE Account among the approved Referendum C uses.

The actual amount of excess state revenues (the amount that falls between the original TABOR limit and the Referendum C cap) is not known until after the last day of the fiscal year, making it impossible for the General Assembly to align appropriations and transfers with current statutory use requirements before funds have been expended.

The bill addresses the discrepancy between the amounts appropriated or transferred from the GFE Account and the actual amount of the excess state revenues.

- If the appropriations and transfers from the GFE Account are *less than* the actual excess state revenues, then some of the revenue in the General Fund is also designated as excess state revenues. Appropriations from the General Fund to the Department of Health Care Policy and Financing for Medical and Long-term Care Services for Medicaid Eligible Individuals and appropriations from the General Fund to the Department of Education for the State Share of Districts' Total Program Funding, or their successor line items, are designated as how the State uses this revenue.
- If the appropriations and transfers from the GFE Account are *more than* the actual excess state revenues, then a portion of the GFE Account, and a corresponding percentage of all appropriations and transfers from it, are designated as not being excess state revenues.

#### Fiscal Impact

This bill changes how the State will report on how excess state revenues are expended. Currently, the General Assembly adopts late supplemental budget adjustments, after the close of the state fiscal year, to identify the final uses of money in the GFE Account in the Departments of Education, Higher Education, and Health Care Policy and Financing. Instead of this, provisions in this bill will assign final excess state revenue to allowed uses, addressing any discrepancies between appropriations from the GFE Account and the final accounting of excess state revenues.

## BACKGROUND INFORMATION: GFE ACCOUNT ALLOCATIONS

There are two statutory provisions that relate to Referendum C, which was approved by voters in November 2005.

First, as described above, Section 24-77-103.6 (1) and (2), C.R.S., authorizes the State to retain and spend excess state revenues in the GFE Account. Money in the GFE Account “shall be appropriated or transferred by the general assembly for the following purposes:

- (a) To fund health care;
- (b) To fund education [defined to include public elementary and high school education; and higher education], including any capital construction projects related thereto;
- (c) To fund retirement plans for firefighters and police officers, so long as the general assembly determines that such funding is necessary; and
- (d) To pay for strategic transportation projects included in the department of transportation's strategic transportation project investment program.”

Second, Section 24-77-104.5, C.R.S., provides further direction about how money in the GFE Account shall be appropriated or transferred. Paragraph (a) of this provision indicates that available money in the GFE Account shall be used as follows:

- If the voters approve Referendum D (a referred measure concerning transportation projects), the General Assembly may appropriate money from the Account to the Critical Needs Fund to make payments on principal and interest on critical needs notes issued.
- If the voters do *not* approve Referendum D, money in the GFE Account shall be used in a manner consistent with Section 24-77-103.6 (2).
- The amount appropriated or transferred pursuant to this provision shall be:
  - (1) \$55.0 million in FY 2005-06;
  - (2) \$95.0 million in FY 2006-07; and
  - (3) \$125.0 million in each subsequent state fiscal year.

Paragraph (b) of this provision states that if there is any money in the GFE Account after the appropriations or transfers required by paragraph (a), then all moneys remaining in the GFE Account shall be split equally for the following three purposes:

- health care;
- preschool through twelfth grade education; and
- for the benefit of students attending community colleges and other institutions of higher education.

Voters did not approve Referendum D. **Based on these two provisions, the money in the GFE Account has been allocated annually as follows:**

- The first \$125.0 million is allocated for transportation (\$500,000 has been the amount typically used) and for firefighter benefits (this appropriation fluctuates, but it is typically around \$4.3 million). The remainder is split evenly between health care and K12 education.
- Any amount in excess of \$125.0 million is split equally between health care, education, and higher education.
- As a result, the allocation for higher education is typically about \$60.0 million lower than the allocations for health care and for education.

For more information about appropriations from the GFE Account, see Appendix D of the FY 2022-23 Budget Package and Long Bill Narrative.

# PENDING LEGISLATION NOT IN THE BUDGET PACKAGE BUT INCLUDED FOR BUDGET BALANCING

## MULTIPLE DEPARTMENTS

### SENATE/HOUSE BILLS (PENDING)

#### LEGISLATION – ONE TIME IMPACTS

The JBC has set aside \$900,000,000 General Fund for 2022 bills that create *one-time* obligations. This amount is split into two categories.

- \$700,000,000 General Fund for bills that address:
  - Investments to improve air quality in the state
  - Fee relief to ease the burden of inflation on businesses and individuals
  - Public safety tools for local and state law enforcement and communities
  - Investments to create opportunities for workers to upskill and help businesses find the workers needed to grow
  - Matching funds to make Colorado's grant applications for federal infrastructure dollars more competitive
  - Other legislative priorities
- \$200,000,000 General Fund for bills that address other legislative priorities, including property tax relief to address the forecasted spike in real estate assessment impacting residents and businesses.

For purposes of the Budget Package, it is assumed that these bills will include General Fund transfers for FY 2022-23. If a bill with a one-time General Fund impact includes an appropriation rather than a transfer, a portion of this set aside would need to cover the associated 15.0 percent statutory reserve.

### SENATE/HOUSE BILLS (PENDING)

#### LEGISLATION – ONGOING IMPACTS

The JBC has set aside \$40,000,000 General Fund for 2022 bills that create *ongoing* obligations. For purposes of the Budget Package, it is assumed that these bills will include General Fund appropriations for FY 2022-23. The budget package includes an additional \$6.0 million for the 15.0 percent statutory reserve associated with these appropriations.

### SENATE/HOUSE BILL (PENDING)

#### PAYMENTS TO PERA

The JBC set aside \$198,470,833 General Fund to be transferred to the PERA Payment Cash Fund to replace funding from the cash fund that is being appropriated through the FY 2022-23 Long Bill for the FY 2022-23 PERA Direct Distribution Payment. This transfer will be included in a JBC-sponsored bill concerning payments to PERA.

### SENATE/HOUSE BILL (PENDING)

#### CHANGES TO H.B. 20-1400

The JBC is considering introducing legislation to make technical changes to the provisions added in H.B. 20-1400 (Temporary reallocation of limited gaming tax revenues). This 2020 JBC-sponsored bill established a temporary distribution between the “original” recipients of limited gaming tax revenue when gaming was authorized in 1990 (the General Fund, History Colorado, and gaming cities and counties) and the “extended” gaming recipients who were intended to benefit when bets and hours were increased under Amendment 50 in 2008 (community colleges, as well as gaming cities and counties). Due in part to the passage of Amendment 77 in 2020, which allowed gaming communities to eliminate caps on bets and games, gaming revenues increasing more than anticipated when H.B. 20-1400 was adopted. The JBC is considering sponsoring a bill to address some unintended consequences. These changes are anticipated to reduce the amount of gaming revenue that is subject to the State’s TABOR revenue limit, which would reduce the State’s TABOR refund obligation and thus increase General Fund available for appropriations. The



JBC's budget package anticipates a \$26.8 million reduction in the State's TABOR refund obligation from this bill, spread between FY 2021-22 and FY 2022-23.

### **SENATE/HOUSE BILL (PENDING)**

#### *BEHAVIORAL HEALTH ADMINISTRATION*

The JBC set aside \$3,894,052 General Fund for appropriations associated with H.B. 22-1278 (Behavioral Health Administration). The set aside amount is based on FY 2022-23 budget requests from the departments of Human Services, Health Care Policy and Financing, Public Health and Environment, and Regulatory Agencies. Rather than providing appropriations for the Behavioral Health Administration in the Long Bill, the JBC deferred appropriation decisions to the legislative process for H.B. 22-1278. In addition to the set aside for appropriations, the budget package anticipates a revenue reduction of \$171,733 General Fund associated with the bill.

## EDUCATION

### **SCHOOL FINANCE BILL**

#### *REDUCTION TO BUDGET STABILIZATION FACTOR*

The JBC set aside \$182,023,766 cash funds in the State Education Fund for the School Finance Bill to reduce the dollar value of the budget stabilization factor to \$321.2 million, a decrease of \$250.0 million below the original FY 2021-22 appropriation and \$182.0 million below the FY 2021-22 appropriation as adjusted by H.B. 22-1186 (Adjustments to School Funding for Fiscal Year 2021-22).

#### *TRANSFER TO STATE EDUCATION FUND*

The JBC set aside \$300,000,000 General Fund for the School Finance Bill for the purpose of transferring this amount to the State Education Fund in FY 2022-23.

#### *S.B. 22-127 SPECIAL EDUCATION FUNDING*

The JBC set aside \$80,000,000 cash funds in the State Education Fund for additional special education funding through S.B. 22-127 (Special Education Funding).

## HEALTH CARE POLICY AND FINANCING

### **SENATE/HOUSE BILL (PENDING)**

#### *COUNTY ADMINISTRATION WORKLOAD STUDY*

The JBC set aside \$476,067 General Fund for a county administration workload study and funding allocation methodology related to eligibility determination for public assistance programs, including but not limited to, Medicaid, Children's Basic Health Plan Plus, and Supplemental Nutrition for Needy Families.

## HIGHER EDUCATION

### **SENATE/HOUSE BILL (PENDING)**

#### *HIGHER EDUCATION OUTREACH AND ATTAINMENT SERVICES*

The JBC set aside \$250,000 General Fund as a placeholder for a bill authorizing and funding the Department of Higher Education to engage in outreach activities. The bill is expected to outline the responsibilities of the Department of Higher Education with respect to outreach to secondary school students and others who may pursue postsecondary education. This includes coordinating statewide efforts to increase postsecondary participation and helping to increase the number of students who apply for federal and state financial aid by disseminating relevant information to school professionals and the public. The bill is expected to include an appropriation to support 2.0 FTE. The funding is not included in the Long Bill because the Department's prior activities in this area were supported with federal and grant funds, and it currently has little statutory authority for this function.

## SENATE/HOUSE BILL (PENDING)

### *SINGLE STOP*

The JBC set aside \$171,000 General Fund for FY 2022-23, annualizing to \$45,000 in FY 2023-24 and ongoing, for a bill authorizing the Department to pay licensing costs for the Single Stop online tool and provide related appropriations. The Single Stop online tool supports higher education institutions and other entities that wish to assist their constituents in accessing public benefits (e.g., food assistance). With the technology, a higher education institution can screen students, or have them screen themselves from a mobile device, and provide referrals to public benefits and services in the community. The tool also tracks and report data in real-time. A number of Colorado higher education institutions have already licensed this tool, and several are part of a related national RAND Corporation study about the impact. Recent surveys indicate that a large proportion of students at public institutions experience food and housing insecurity, and many students are unaware that they are eligible for public benefits. The set-aside would support \$45,000 in base funding for FY 2022-23 for a state license. The additional funds would reduce the first year costs for institutions joining the program in FY 2022-23. Current pricing per institution is \$12,600 for the first year, \$6,600 for the second year, and \$5,500 thereafter. The set-aside would enable the 21 public institutions not currently participating to join the program with a first year cost of \$6,600 in FY 2022-23, as the State would provide the \$6,000 balance.

## LEGISLATURE

### **H.B. 22-1286**

#### *FY 2022-23 LEGISLATIVE APPROPRIATION BILL*

While the annual Long Bill includes some appropriations for the Legislative Branch, the majority of legislative appropriations are contained in a separate legislative appropriation bill. The JBC has set aside \$59,844,475 General Fund for this bill for FY 2022-23.

## LABOR AND EMPLOYMENT

### SENATE/HOUSE BILL (PENDING)

#### *DESIGNATION OF MAJOR MEDICAL FUND FOR STATE EMERGENCY RESERVE*

The Taxpayer's Bill of Rights (TABOR) requires the State to set aside an emergency reserve equal to at least three percent of fiscal year spending, and limits expenditures from this reserve for declared emergencies. The General Assembly typically designates the fund sources and assets that comprise the annual State Emergency Reserve (SER) in the headnotes at the beginning of the annual Long Bill. The following table summarizes the assets designated for FY 2022-23:

DESIGNATED STATE EMERGENCY RESERVE	FY 2022-23
<b>Cash Assets:</b>	
Disaster Emergency Fund	\$66,000,000
State Emergency Reserve Cash Fund	232,200,000
Marijuana Tax Cash Fund	100,000,000
Controlled Maintenance Trust Fund	38,800,000
Unclaimed Property Tourism Promotion Trust Fund	5,000,000
Major Medical Insurance Fund	25,000,000
Colorado Water Conservation Board Construction Fund	33,000,000
<b>TOTAL</b>	<b>\$500,000,000</b>

The amount designated from the Major Medical Insurance Fund<sup>1</sup> was decreased from \$59.0 million to \$25.0 million. This fund receives revenue from the Workers' Compensation Premium Surcharge assessed to insurance carriers and self-insured employers. The Department indicates that this reduction in the designation will allow the Division of Workers' Compensation to eliminate the premium surcharge for FY 2022-23. This surcharge reduction is anticipated to reduce related revenues for FY 2022-23 by \$1,364,724. As the State is projected to collect total revenues in excess of the TABOR limit, this would reduce the projected TABOR refund by the same amount, reducing General Fund liabilities by \$1,364,724.

## JUDICIAL

### **SENATE/HOUSE BILL (PENDING)**

#### *OFFICE OF JUDICIAL DISCIPLINE*

The JBC has set aside \$800,000 General Fund for a forthcoming bill to codify in statute the operations of and funding sources for the Office of Judicial Discipline. The Colorado Commission on Judicial Discipline is authorized in Section 23 of Article VI of the Colorado Constitution. Historically, investigative and basic administrative functions of the Commission have been funded by attorney registration fees collected and administered by the Office of Attorney Regulation Counsel and provided as authorized by the Supreme Court. This set-aside of state funds is intended to provide fiscal independence for the Commission's constitutional purposes by providing a base amount for office operations and to seed fund a special investigations cash fund.

## PERSONNEL

### **SENATE/HOUSE BILL (PENDING)**

#### *OFFICE OF PUBLIC PRIVATE PARTNERSHIP*

The JBC has set aside \$15,000,000 General Fund for legislation creating the Office of Public Private Partnership.

### **SENATE/HOUSE BILL (PENDING)**

#### *COLORADO EQUITY OFFICE*

The JBC has set aside \$1,793,072 General Fund for legislation creating the Colorado Equity Office.

---

<sup>1</sup> This fund was established in 1971 to provide benefits to industrial workers who had sustained catastrophic injuries. Since July 1, 1981, no further cases have been accepted into this program. Expense claims for individuals who sustained qualified injuries from 1971 to 1981 fluctuate each year depending on the specific medical treatments required by clients. The Department indicates that there are currently 723 open claims, and benefit payments are projected to continue through 2049. Any money remaining in the Fund when the last liabilities have been paid will revert to the General Fund.

## **Section 4**

# **Appendices**

# APPENDIX A – SUMMARY OF LONG BILL SECTIONS

BILL SECTION	FISCAL YEAR	DEPARTMENT	DESCRIPTION
1-3	2022-23	All	Headnotes and Long Bill appropriations for all departments and capital construction
		Capital Construction	
4	2021-22	Information Technology	See the narrative for Capital Construction Information Technology
5	2021-22	Education	Adjusts appropriations between the General Fund and the General Fund Exempt
6	2021-22	Health Care Policy & Financing	See the narrative section for the Department of Health Care Policy and Financing
7	2021-22	Higher Education	See the narrative section for the Department of Higher Education
8	2021-22	Law	See the narrative section for the Department of Law
9	2021-22	Public Safety	See the narrative section for the Department of Public Safety
10	2021-22	Capital Construction	See the narrative section for Capital Construction
11	2020-21	Local Affairs	See the narrative section for the Department of Local Affairs
12	2020-21	Natural Resources & Personnel	See the narrative sections for the Departments of Natural Resources and Personnel
13	2021-22	Education	See the narrative section for the Department of Education
14	2021-22	Natural Resources & Personnel	See the narrative sections for the Departments of Natural Resources and Personnel
15	2021-22	Public Health and Environment	See the narrative section for the Department of Public Health and Environment
16	2021-22	Regulatory Agencies	See the narrative section for the Department of Regulatory Agencies
17	2021-22	Transportation	See the narrative section for the Department of Transportation
18		Safety Clause	Enacts the bill upon the signature of the Governor

If the table above directs the reader to the narrative section for more information, each of those can be found in Section 2 of this document.

# APPENDIX B – GENERAL POLICIES

The appropriations for many line items are determined by general policies applied consistently to all agencies. A brief explanation for each of these policies is provided below.

## **ADMINISTRATIVE LAW JUDGE SERVICES**

Funds for Administrative Law Judge (ALJ) services, which are provided by the Department of Personnel, are included for the 13 departments that use these services. Billing is calculated by identifying the budget year's base costs (personal services, operating expenses, and indirect costs) plus the program's share of the Department of Personnel's prior-fiscal-year benefits and common policy costs. These costs are then allocated to departments for the upcoming fiscal year according to the actual percentage of service hours each agency utilized in the prior fiscal year. For FY 2022-23, statewide spending authority for ALJ services totals approximately \$6.9 million, compared to \$5.9 million for FY 2021-22.

## **CAPITOL COMPLEX LEASED SPACE**

This line item provides funds to pay the Department of Personnel for property management for departments occupying state-owned space in the Capitol Complex, the North Campus facility, the Pierce Street Building, the Grand Junction State Office Building, and Camp George West. This line item generally appears in each department's Executive Director's Office or its equivalent. Each campus has a distinct rental rate per square foot calculated on the pooled expenses of the campus. For FY 2022-23, statewide agency allocations total approximately \$15.8 million in comparison to \$16.5 million for FY 2021-22.

## **COMMUNITY PROVIDER RATES**

Community provider rate adjustments are applied to programs and services which, if not provided by contracted provider organizations or county staff, would need to be provided by State employees. For FY 2022-23, the common policy is an increase of 2.0 percent costing approximately \$151.1 million total funds, including \$59.8 million General Fund.

## **HEALTH, LIFE, AND DENTAL**

The Long Bill adjusts the State contribution for employee health, life, and dental insurance premiums to match prevailing compensation. The State contribution is set at 80.0 percent of total premium costs for FY 2022-23, consistent with the state contribution rate for FY 2021-22. Statewide appropriations for health, life, and dental total \$347.9 million, including \$199.6 million General Fund, in FY 2022-23. This compares to base costs of \$323.2 million total funds, including \$184.7 million General Fund, identified for FY 2021-22.

## **LEASE PURCHASE**

The Long Bill continues annual appropriations for existing lease purchase agreements. Requests for additional lease purchase funds are examined on an individual department basis and funded where appropriate. A department may only spend funds for a lease purchase if money is specifically appropriated for that purpose.

## **LEASED SPACE**

This line item provides funding for the payment of leased space expenses including rent, associated facility operating costs, and leased space contract escalators for properties not owned by the State.

## **LEGAL SERVICES**

This line item provides funding to purchase necessary legal services from the Department of Law. For FY 2022-23, agencies will pay an average blended rate of \$98.57 per hour for legal services, which are provided by both attorneys and legal assistants. This compares to a rate of \$105.74 per hour for FY 2021-22. The payments that client agencies

make to the Department of Law are sufficient to pay all the direct and indirect costs of supplying the services. The Department of Law expects to provide 512,280 hours of legal services to client agencies in FY 2022-23. Due to a budget balancing action providing a one-time refinance of \$5.0 million paid from a reserve in the Legal Services to State Agencies Cash Fund the blended rate for FY 2022-23 rebounds to figures that more closely resemble FY 2020-21.

### **OPERATING EXPENSES**

The Long Bill funds operating expenses at a continuation level of funding, with some individual exceptions. The General Assembly has periodically provided inflationary increases for operating expenses related to food, medical, and laboratory services in departments for which these costs are not incidental. The bill does not include inflationary increases for any operating expenses for FY 2022-23.

### **PAYMENTS TO OIT**

This line generally appears in each department's Executive Director's Office, or its equivalent, and provides funding to pay for information technology services provided by the Governor's Office of Information Technology (OIT). For FY 2022-23, amounts in the Long Bill include recoverable costs of \$192.0 million total funds, including \$84.0 million General Fund. This compares to \$171.7 million total funds, including \$73.2 million General Fund, for FY 2021-22.

### **PAYMENT TO RISK MANAGEMENT AND PROPERTY FUNDS**

This line item provides funding to pay each department's share of the statewide cost of property and liability insurance coverage, based on a three-year average loss history as verified by an independent actuarial firm. The Department of Personnel has continuous spending authority for the property and liability program claims, premiums, and legal expenses, but not for administrative costs. For FY 2022-23, the bill's appropriation for the risk management and property program is \$37.9 million total funds, comprised of \$12.9 million for property and \$24.9 million for liability. This compares to \$31.9 million total funds for FY 2021-22, which is comprised of approximately \$17.6 million for property and \$14.4 million for liability.

### **PERSONAL SERVICES**

Personal Services line items provide funding for: employee salaries and wages, the associated state contribution to the Public Employees Retirement Association (PERA), and the employer's share of federal Medicare taxes; professional services; temporary services; and payments for unemployment insurance and claims.

### **S.B. 04-257 AMORTIZATION EQUALIZATION DISBURSEMENT (AED)**

Pursuant to S.B. 04-257, the State contributes additional funds to assist in the amortization of PERA's unfunded liability. The appropriation amount is calculated on base salary plus salary increases and shift differential pay. For most employees, the contribution rate is 5.0 percent. For judges, the state contribution remained constant at 2.2 percent until H.B. 17-1265 (*PERA Judicial Division Total Employer Contribution*) enacted increases to reach the current rate of 5.0 percent. Long Bill appropriations for FY 2022-23 are estimated to total \$108.9 million total funds, including \$61.4 million General Fund, compared to \$103.3 million total funds, including \$58.2 million General Fund, for FY 2021-22.

### **S.B. 06-235 SUPPLEMENTAL AMORTIZATION EQUALIZATION DISBURSEMENT (SAED)**

In addition to the AED contribution amounts, S.B. 06-235 provides a supplemental PERA contribution. The intended fund source is money that would otherwise be available for, but has not been awarded as, employee salary increases. While this payment is effectively made by the State, these funds represent foregone employee salary increases that would otherwise appear in the salary base as employee compensation. For most employees, the contribution rate is 5.0 percent. Similar to AED, the state contribution rate for judges increased from 2.2 percent to the current rate of 5.0 percent as a result of H.B. 17-1265 (*PERA Judicial Division Total Employer Contribution*). Long Bill appropriations

for FY 2022-23 are estimated to total \$108.9 million total funds, including \$61.4 million General Fund, compared to \$103.3 million total funds, including \$58.2 million General Fund, for FY 2021-22.

### **PERA DIRECT DISTRIBUTION**

The PERA Direct Distribution was added as a common policy allocation in the 2019 Long Bill pursuant to Section 24-51-414 (2), C.R.S. A new line item in each department provides an appropriation of General Fund, cash funds, reappropriated funds, and federal funds based on a billing allocation (proportional to AED and SAED allocations) for the State's share of the \$225.0 million annual PERA Direct Distribution payment required by Section 24-51-414 (1), C.R.S.

For FY 2022-23, the State's share is calculated to be \$58.1 million of the \$225.0 million annual PERA Direct Distribution payment. This compares to \$57.6 million in FY 2021-22. While the largest share is typically paid from the General Fund, pursuant to S.B. 21-228 (PERA Public Employees Retirement Association Payment Cash Fund), the portion of the FY 2022-23 payment that would have otherwise been paid from the General Fund must be paid from the PERA Payment Cash Fund. The PERA Direct Distribution appropriations to all departments for FY 2021-22 total \$57.6 million, comprised of \$31.6 million cash funds from the PERA Payment Cash Fund, \$16.2 million cash funds from other cash fund sources, \$5.6 million reappropriated funds, and \$4.7 million federal funds. Due to an inability to collect for this payment across all federal funds sources consistently, most federal funds are backfilled with General Fund through supplemental actions, with the intention that the backfilled amount will be collected through the State Controller's indirect cost process.

The 2022 Long Bill includes a corresponding informational appropriation of \$225.0 million to the Department of the Treasury, which includes \$26.2 million reappropriated funds collected from departments for the State and Judicial PERA divisions, and a direct appropriation of \$198.5 million cash funds from the PERA Payment Cash Fund for the School and Denver Public Schools PERA divisions.

### **SALARY SURVEY AND MERIT PAY AWARDS**

Salary survey appropriations total \$75.3 million total funds, including \$40.6 million General Fund, for a 3.0 percent across-the-board salary increase for FY 2022-23. This compares with \$67.7 million total funds, including \$38.0 million General Fund, for a 3.0 percent across-the-board salary increase in FY 2021-22.

There is no merit pay component for FY 2022-23, and there was no merit pay component for FY 2021-22.

### **SHIFT DIFFERENTIAL**

Shift differential payments provide higher wages for evening, night, and weekend shifts, except for State Troopers who do not receive shift differential adjustments. Long Bill appropriations for shift differential payments for FY 2022-23 total \$21.5 million, including \$17.0 million General Fund, primarily for the Departments of Corrections and Human Services, compared to \$20.0 million, including \$15.9 million General Fund, for FY 2021-22. Shift differential is set at 100.0 percent of the most recent actual year's (FY 2020-21) expenditures. However, in FY 2022-23 additional funding was appropriated to cover the cost of increased shift differential and on-call pay rates negotiated in the Colorado WINS Partnership Agreement.

### **SHORT-TERM DISABILITY**

All state employees are eligible for employer-paid short-term disability insurance. Long Bill appropriations are calculated based on 0.16 percent of revised base salary (base salary plus salary increases and shift differential) for FY 2021-22 and FY 2021-22. Statewide short-term disability appropriations for FY 2022-23 total \$3.4 million, including \$1.9 million General Fund, which compares to \$3.2 million, including \$1.8 million General Fund, for FY 2021-22.

### **STATEWIDE INDIRECT COSTS**



Indirect costs are the overhead costs associated with the operation of general government functions and departmental administrative duties. Indirect cost recoveries are intended to offset the costs of providing central services for cash-funded and federally-funded programs that would otherwise be supported by General Fund. In practice, each cash funded or federal funded program in a department is charged a proportional indirect cost assessment that includes statewide and departmental indirect costs. These indirect cost recoveries are used to offset General Fund appropriations in each department's Executive Director's office. For FY 2022-23, the statewide indirect cost recovery plan is estimated to recover \$18.8 million in comparison to \$17.3 million for FY 2021-22.

#### **VEHICLE LEASE PAYMENTS**

Pursuant to Section 24-30-1117, C.R.S., state agency motor vehicles may only be purchased through the Fleet Management Program administered by the Department of Personnel. Long Bill appropriations are based on the amount necessary for each department's vehicle lease payments, which vary according to the number, models, and types of leased vehicles. For FY 2022-23, the bill includes funding to replace 564 total vehicles, which includes 25 hybrid vehicles, 253 electric vehicles, 280 conventional combustion engine vehicles, and 6 State Patrol motorcycles. Fiscal year 2021-22 appropriations supported the replacement of 492 total vehicles, which includes 199 hybrid vehicles, 41 electric vehicles, one CNG capable vehicle, and 251 conventional combustion engine vehicles. Statewide the appropriations to state agency Vehicle Lease Payments line items for FY 2022-23 total \$21.7 million in comparison to \$22.8 million total funds for FY 2021-22. The appropriation for the Department of Personnel's Fleet Management Vehicle Replacement Lease/Purchase line item for FY 2022-23 is \$26.1 million reappropriated funds, in comparison to \$25.8 million reappropriated funds for FY 2021-22.

#### **WORKERS' COMPENSATION**

This line item provides funding for each department's share of the statewide cost of workers' compensation coverage, based on a three-year average loss history as verified by an independent actuarial firm. The State is self-insured and provides coverage for employees in all departments except for institutions of higher education, which operate separate self-insured programs. For FY 2022-23, the Long Bill appropriation for the workers' compensation program totals \$31.5 million total funds, in comparison to \$28.7 million total funds for FY 2021-22.

# APPENDIX C – HIGHWAY USERS TAX FUND OFF-THE-TOP APPROPRIATION

The Highway Users Tax Fund (HUTF) includes revenues from gasoline and special-fuel taxes, fines, license plate fees, driver's license fees, motor vehicle title and registration fees, and passenger-mile taxes. Section 18 of Article X of the Colorado Constitution limits expenditures from gas taxes and license and registration fees exclusively to the construction, maintenance, and supervision of state highways. HUTF "off-the-top" refers to the portion of the HUTF that is appropriated to the Colorado State Patrol for highway supervision. This amount is taken before the formula allocation of HUTF to the State Highway Fund, counties, and cities.

Section 43-4-201 (3)(a)(I)(C), C.R.S., limits the annual growth of HUTF off-the-top appropriations to no more than 6.0 percent of the off-the-top appropriation from the previous fiscal year, regardless of any increase or decrease in overall highway-related revenues. The following table shows the HUTF off-the-top appropriations subject to the limit for FY 2022-23 compared to FY 2021-22 appropriations, and the limit for FY 2022-23. The Total FY 2022-23 HUTF Off-the-Top Appropriation amount only includes the FY 2022-23 Long Bill as introduced, and does not reflect other legislation that may impact the final appropriation.

HUTF OFF-THE-TOP APPROPRIATIONS COMPARISON		
	APPROPRIATIONS COMPARISON	PERCENT CHANGE
FY 2021-22 HUTF Off the Top Appropriations Base	\$175,768,679	
6.0 Percent Allowable Growth	10,546,121	
FY 2022-23 HUTF Off the Top Appropriations Limit <sup>1</sup>	\$186,314,799	6.00%
<b>Total FY 2022-23 HUTF Off-the-Top Appropriations for Colorado State Patrol</b>	\$182,799,121	4.00%
Over / (Under) Off the Top Appropriations Limit	(\$3,515,678)	

<sup>1</sup> Totals may not sum due to rounding

# APPENDIX D – GENERAL FUND APPROPRIATIONS EXEMPT FROM CERTAIN RESTRICTIONS

This appendix provides additional information concerning General Fund amounts that are described or categorized as “exempt”.

The annual General Appropriation Act includes two categories of General Fund appropriations: General Fund and General Fund Exempt. Items that appear in the "General Fund Exempt" column are exempt from the state fiscal year spending limit in Section 20 of Article X of the State Constitution (the Taxpayer's Bill of Rights or TABOR). There are currently two types of appropriations that are categorized as General Fund Exempt:

- **Appropriations from the General Fund Exempt Account:** Referendum C, which was referred to and passed by voters in November 2005, authorizes the State to retain and spend state revenues in excess of the TABOR state fiscal year spending limit, but less than the excess state revenues cap. This measure also established the General Fund Exempt Account, which consists of the amount of state revenues in excess of the TABOR state fiscal year spending limit that would have been refunded had Referendum C not passed. Money in the General Fund Exempt Account may only be appropriated or transferred for four purposes: health care; education; retirement plans for firefighters and police officers; and strategic transportation projects.
- **Appropriations from Tobacco Tax Revenues:** Amendment 35, which was approved by voters in November 2004, imposed new cigarette and tobacco taxes through the addition of Section 21 in Article X of the State Constitution. The new tobacco tax revenues authorized by Amendment 35 are exempt from the TABOR state fiscal year spending limit, and General Fund appropriations from these revenues are also exempt from the statutory restriction on General Fund appropriations (this exemption is discussed later in this section). Amendment 35 requires that a portion of the new tobacco tax revenues be appropriated to the General Fund and made available to the Department of Public Health and Environment for immunization services and to the Department of Health Care Policy and Financing for the Children's Basic Health Plan.

The following table details General Fund Exempt appropriations and transfers for FY 2021-22 and FY 2022-23.

GENERAL FUND APPROPRIATIONS EXEMPT FROM CONSTITUTIONAL RESTRICTIONS			
DEPARTMENT	FY 2021-22	FY 2022-23	EXPLANATION
<b>APPROPRIATIONS FROM THE GENERAL FUND EXEMPT ACCOUNT (REFERENDUM C):</b>			
Education	\$1,045,914,612	\$1,088,947,539	Appropriations for preschool through twelfth grade education pursuant to Sections 24-77-103.6 (2)(b) and 24-77-104.5 (3), C.R.S.
Health Care Policy and Financing	1,045,914,612	1,088,947,539	Appropriations for health care funding for Colorado's elderly, low-income, and disabled populations pursuant to Sections 24-77-103.6 (2)(a) and 24-77-104.5 (2), C.R.S.
Higher Education	985,870,958	1,029,027,539	Appropriations for higher education pursuant to Sections 24-77-103.6 (2)(b) and 24-77-104.5 (4), C.R.S.
Local Affairs	4,412,692	4,660,000	Appropriations for volunteer firefighter retirement plans and death and disability insurance, pursuant to Section 24-77-103.6 (2)(c), C.R.S.

GENERAL FUND APPROPRIATIONS EXEMPT FROM CONSTITUTIONAL RESTRICTIONS			
DEPARTMENT	FY 2021-22	FY 2022-23	EXPLANATION
Transportation	500,000	500,000	General Fund transfer to the Capital Construction Fund for strategic transportation projects pursuant to Section 24-77-103.6 (2)(d), C.R.S.
<b>SUBTOTAL</b>	<b>\$3,082,612,874</b>	<b>\$3,212,082,617</b>	
<b>APPROPRIATIONS FROM TOBACCO TAX REVENUES (AMENDMENT 35):</b>			
Health Care Policy and Financing	\$420,001	\$381,798	Appropriations for the Children's Basic Health Plan pursuant to Section 24-22-117 (1)(c)(I)(B.5), C.R.S.
Public Health and Environment	420,001	381,798	Appropriations for immunizations performed by county or district public health agencies pursuant to Section 24-22-117 (1)(c)(I)(B.5), C.R.S.
<b>SUBTOTAL</b>	<b>\$840,002</b>	<b>\$763,596</b>	
<b>TOTAL</b>	<b>\$3,083,452,876</b>	<b>\$3,212,846,213</b>	

### GENERAL FUND EXEMPT FROM STATUTORY LIMITS ON INCREASES

Section 24-75-201.1, C.R.S., limits General Fund appropriation increases based on the growth in state personal income, but allows some General Fund appropriations to be excluded from the calculation. The following table lists the General Fund appropriations that are exempt from or are not subject to the statutory restriction on General Fund appropriations for FY 2021-22 and FY 2022-23.

GENERAL FUND APPROPRIATIONS EXEMPT FROM STATUTORY LIMITS ON INCREASES			
DEPARTMENT	FY 2021-22	FY 2022-23	EXPLANATION
Health Care Policy and Financing	\$420,001	\$381,798	GFE appropriations for health related purposes pursuant to Section 24-22-117 (1)(c)(I)(B.5), C.R.S.
Local Affairs	4,442,692	4,690,000	GFE appropriations for volunteer firefighter retirement plans pursuant to Section 24-77-103.6 (2)(c), C.R.S., and General Fund transferred from the proceeds of insurance premium taxes for death and disability insurance pursuant to Section 31-30-1112 (h) and (i), C.R.S.
Public Health and Environment	420,001	381,798	GFE appropriations for health related purposes pursuant to Section 24-22-117 (1)(c)(I)(B.5), C.R.S.
Revenue	49,844,140	41,389,996	These amounts are exempt from the statutory limit on General Fund appropriations imposed by Section 20 of Article X of the State Constitution and pursuant to Section 39-22-623 (1)(a)(II)(B), C.R.S., for the cigarette tax rebate; Section 39-31-102 (1)(a), C.R.S., for the Old Age Heat & Fuel & Property Tax Assistance Grant; and Section 39-28.8-203 (1)(a)(V), C.R.S., for the Retail Marijuana Retail Sales Tax Distribution to Local Governments.
Treasury	160,792,867	163,603,185	General Fund reimbursements for the Senior Citizen and Disabled Veteran Property Tax Exemption are exempt from statutory appropriation limits pursuant to Section 24-75-201.1 (1)(a)(III)(A), C.R.S.
<b>TOTAL</b>	<b>\$215,919,701</b>	<b>\$210,446,777</b>	

# APPENDIX E – JOINT BUDGET COMMITTEE STAFF ASSIGNMENTS

KEY CONTACTS	STAFF	EXT.	EMAIL
<b>OFFICE ADMINISTRATION</b>			
- Staff Director	Carolyn Kampman	4959	<a href="mailto:carolyn.kampman@state.co.us">carolyn.kampman@state.co.us</a>
- Administrator IV	Jessi Neuberger	2061	<a href="mailto:jessi.neuberger@state.co.us">jessi.neuberger@state.co.us</a>
- Administrative Assistant III	Diva Mardones	2587	<a href="mailto:diva.mardones@state.co.us">diva.mardones@state.co.us</a>
<b>APPROPRIATIONS COMMITTEE COORDINATORS</b>			
- House	Justin Brakke	4958	<a href="mailto:justin.brakke@state.co.us">justin.brakke@state.co.us</a>
- Senate	Andrea Uhl	4956	<a href="mailto:andrea.uhl@state.co.us">andrea.uhl@state.co.us</a>
<b>CAPITAL CONSTRUCTION</b>			
- Information Technology Projects	Alfredo Kemm	4549	<a href="mailto:alfredo.kemm@state.co.us">alfredo.kemm@state.co.us</a>
- Controlled Maintenance	Andrea Uhl	4956	<a href="mailto:andrea.uhl@state.co.us">andrea.uhl@state.co.us</a>
- Capital Renewal and Recapitalization, and Capital Expansion: State facilities including higher education			
<b>COMMUNITY PROVIDER RATE COMMON POLICY</b>	Justin Brakke	4958	<a href="mailto:justin.brakke@state.co.us">justin.brakke@state.co.us</a>
<b>MARIJUANA TAX POLICY</b>	Craig Harper	3481	<a href="mailto:craig.harper@state.co.us">craig.harper@state.co.us</a>
<b>TOBACCO MASTER SETTLEMENT AGREEMENT</b>	Andrew Forbes	2062	<a href="mailto:andrew.forbes@state.co.us">andrew.forbes@state.co.us</a>

STATE AGENCIES	STAFF ANALYST	EXT.	EMAIL
<b>AGRICULTURE</b>	Andrew Forbes	2062	<a href="mailto:andrew.forbes@state.co.us">andrew.forbes@state.co.us</a>
<b>CORRECTIONS</b>	Justin Brakke	4958	<a href="mailto:justin.brakke@state.co.us">justin.brakke@state.co.us</a>
<b>EARLY CHILDHOOD</b>	Eric Kurtz	4952	<a href="mailto:eric.kurtz@state.co.us">eric.kurtz@state.co.us</a>
<b>EDUCATION</b>			
- Management and Administration	Amanda Bickel	4960	<a href="mailto:amanda.bickel@state.co.us">amanda.bickel@state.co.us</a>
- Assistance to Public Schools: Grant Programs, Distributions, and Other Assistance			
- Library Programs			
- School for the Deaf and the Blind			
- Assistance to Public Schools: Public School Finance, Categorical Programs	Craig Harper	3481	<a href="mailto:craig.harper@state.co.us">craig.harper@state.co.us</a>
<b>GOVERNOR</b>			
- <i>OIT Common Policies</i>	Scott Thompson	4957	<a href="mailto:scott.thompson@state.co.us">scott.thompson@state.co.us</a>
<b>HEALTH CARE POLICY &amp; FINANCING</b>			
- Executive Director's Office	Robin Smart	4955	<a href="mailto:robin.smart@state.co.us">robin.smart@state.co.us</a>
- Medical Services Premiums			
- Office of Community Living			
- Behavioral Health Community Programs	Eric Kurtz	4952	<a href="mailto:eric.kurtz@state.co.us">eric.kurtz@state.co.us</a>
- Indigent Care Program			
- Other Medical Services			
<b>HIGHER EDUCATION</b>	Amanda Bickel	4960	<a href="mailto:amanda.bickel@state.co.us">amanda.bickel@state.co.us</a>
<b>HUMAN SERVICES</b>			
- Executive Director's Office, <i>Indirect Costs</i>	Tom Dermody	4963	<a href="mailto:tom.dermody@state.co.us">tom.dermody@state.co.us</a>
- Office of Information Technology Services: HIPPA, Security Remediation, CBMS Emergency Processing Unit			
- Office of Operations			
- County Administration			
- Office of Self Sufficiency: SNAP Quality Assurance			
Services for People with Disabilities: Developmental Disabilities Council, Colorado Commission for the Deaf, Hard of Hearing, and Deaf Blind			
- Adult Assistance Programs: Records & Reports of At-Risk Adult Abuse or Neglect			
- Division of Child Welfare: Administrative Review Unit	Emily Hansen	4961	<a href="mailto:emily.hansen@state.co.us">emily.hansen@state.co.us</a>

STATE AGENCIES	STAFF ANALYST	EXT.	EMAIL
- Division of Youth Services: Juvenile Parole Board, Necessary Expenditures Due to COVID-19			
- Office of Early Childhood	Eric Kurtz	4952	<a href="mailto:eric.kurtz@state.co.us">eric.kurtz@state.co.us</a>
- Office of Behavioral Health: Office of the Ombudsman for Behavioral Health Access to Care	Craig Harper	3481	<a href="mailto:craig.harper@state.co.us">craig.harper@state.co.us</a>
<b>JUDICIAL</b> - <i>Correctional Treatment Cash Fund</i>	Alfredo Kemm	4549	<a href="mailto:alfredo.kemm@state.co.us">alfredo.kemm@state.co.us</a>
<b>LABOR &amp; EMPLOYMENT</b>	Abby Magnus	2149	<a href="mailto:abby.magnus@state.co.us">abby.magnus@state.co.us</a>
<b>LAW (ATTORNEY GENERAL'S OFFICE)</b> - <i>Legal Services Common Policy</i>	Scott Thompson	4957	<a href="mailto:scott.thompson@state.co.us">scott.thompson@state.co.us</a>
<b>LEGISLATURE</b>	Carolyn Kampman	4959	<a href="mailto:carolyn.kampman@state.co.us">carolyn.kampman@state.co.us</a>
<b>LOCAL AFFAIRS</b> - <i>Federal Mineral Lease Revenues</i>	Andrea Uhl	4956	<a href="mailto:andrea.uhl@state.co.us">andrea.uhl@state.co.us</a>
<b>MILITARY &amp; VETERANS AFFAIRS</b>	Jon Catlett	4386	<a href="mailto:jon.catlett@state.co.us">jon.catlett@state.co.us</a>
<b>NATURAL RESOURCES</b> - Executive Director's Office - Division of Parks & Wildlife - Colorado Water Conservation Board - Division of Water Resources	Justin Brakke	4958	<a href="mailto:justin.brakke@state.co.us">justin.brakke@state.co.us</a>
- Division of Reclamation, Mining & Safety - Oil & Gas Conservation Commission - State Board of Land Commissioners - <i>Severance Tax Policy</i>	Mitch Burmeister	3147	<a href="mailto:mitch.burmeister@state.co.us">mitch.burmeister@state.co.us</a>
<b>PERSONNEL</b> - Executive Director's Office - Division of Human Resources - Constitutionally Ind. Entities (Personnel Board) - Division of Central Services - Division of Accounts and Control - Administrative Courts - Division of Capital Assets - <i>Operating Common Policies</i> - <i>Compensation Common Policies including PERA</i>	Tom Dermody	4963	<a href="mailto:tom.dermody@state.co.us">tom.dermody@state.co.us</a>
<b>PUBLIC HEALTH &amp; ENVIRONMENT</b>	Robin Smart	4955	<a href="mailto:robin.smart@state.co.us">robin.smart@state.co.us</a>
<b>PUBLIC SAFETY</b> - Executive Director's Office - Colorado State Patrol, <i>HUTF off-the-top limit</i> - Division of Fire Prevention and Control - Colorado Bureau of Investigation: School Safety Resource Center - Div. of Homeland Security & Emergency Mgmt. - <i>Disaster Emergency Fund</i>	Andrew Forbes	2062	<a href="mailto:andrew.forbes@state.co.us">andrew.forbes@state.co.us</a>
- Division of Criminal Justice	Emily Hansen	4961	<a href="mailto:emily.hansen@state.co.us">emily.hansen@state.co.us</a>
<b>REGULATORY AGENCIES</b>	Justin Brakke	4958	<a href="mailto:justin.brakke@state.co.us">justin.brakke@state.co.us</a>
<b>REVENUE</b> - <i>Limited Gaming revenues</i>	Mitch Burmeister	3147	<a href="mailto:mitch.burmeister@state.co.us">mitch.burmeister@state.co.us</a>
<b>STATE (SECRETARY OF STATE)</b>	Jon Catlett	4386	<a href="mailto:jon.catlett@state.co.us">jon.catlett@state.co.us</a>
<b>TRANSPORTATION</b>	Abby Magnus	2149	<a href="mailto:abby.magnus@state.co.us">abby.magnus@state.co.us</a>
<b>TREASURY</b> - <i>Unclaimed Property Trust Fund</i>	Andrea Uhl	4956	<a href="mailto:andrea.uhl@state.co.us">andrea.uhl@state.co.us</a>
	Mitch Burmeister	3147	<a href="mailto:mitch.burmeister@state.co.us">mitch.burmeister@state.co.us</a>

# APPENDIX F - DEPARTMENT OF HUMAN SERVICES LONG BILL REORGANIZATION LINE ITEM DETAIL

The following tables present the FY 2021-22 Long Bill line items' location and the FY 2022-23 Long Bill restructure of the Department of Human Services Long Bill section. For more details regarding this reorganization, please see JBC Staff's figures setting document from February 23, 2022: [https://leg.colorado.gov/sites/default/files/fy2022-23\\_humfig1.pdf](https://leg.colorado.gov/sites/default/files/fy2022-23_humfig1.pdf).

## (1) EXECUTIVE DIRECTOR'S OFFICE

FY 2021-22 LONG BILL LINE ITEM LOCATION		
DIVISION	SUBDIVISION	LINE ITEM
(1) Executive Director's Office	(A) General Administration	Personal Services
		Health, Life, and Dental
		Short-term Disability
		S.B. 04-257 Amortization Equalization Disbursement
		S.B. 06-235 Supplemental Amortization Equalization Disbursement
		PERA Direct Distribution
		Salary Survey
		Shift Differential
		Workers' Compensation
		Operating Expenses
	Legal Services	
	Administrative Law Judge Services	
	Payment to Risk Management and Property Funds	
	(B) Special Purpose	Office of the Ombudsman for Behavioral Health Access to Care
	(C) Indirect Cost Assessment	Indirect Cost Assessment

FY 2022-23 LONG BILL LINE ITEM LOCATION		
DIVISION	SUBDIVISION	LINE ITEM
(1) Executive Director's Office	(A) General Administration	Personal Services
		Health, Life, and Dental
		Short-term Disability
		S.B. 04-257 Amortization Equalization Disbursement
		S.B. 06-235 Supplemental Amortization Equalization Disbursement
		Salary Survey
		PERA Direct Distribution
		Shift Differential
		Workers' Compensation
		Operating Expenses
		Legal Services
		Administrative Law Judge Services
		Payment to Risk Management and Property Funds
	(B) Indirect Cost Assessment	Indirect Cost Assessment

## (2) ADMINISTRATION AND FINANCE

The (1) Executive Director's Office, (B) Special Purposes, Employment and Regulatory Affairs line and (3) Office of Operations, (A) Administration, Personal Services line items were combined into the (2) Administration and Finance, (A) Administration, Personal Services line item.

FY 2021-22 LONG BILL LINE ITEM LOCATION			
DIVISION	SUBDIVISION	LINE ITEM	
(1) Executive Director's Office	(A) General Administration	Injury Prevention Program	
		Employment and Regulatory Affairs	
	(B) Special Purpose	SNAP Quality Assurance	
		Administrative Review Unit	
(2) Office of Information Technology Services	(A) Information Technology	Health Insurance Portability and Accountability Act of 1996 - Security Remediation	
		Operating Expenses	
		Microcomputer Lease Payments	
		County Financial Management System	
		Client Index Project	
		Health Information Management System	
		Payments to OIT	
		CORE Operations	
		IT Systems Interoperability	
		Enterprise Content Management	
		(3) Office of Operations	(A) Administration
Operating Expenses			
Vehicle Lease Payments			
Leased Space			
Capitol Complex Leased Space			
Annual Depreciation-Lease Equivalent Payments			
(B) Special Purpose	Utilities		
	Buildings and Grounds Rental		
	State Garage Fund		
	(C) Indirect Cost Assessment		Indirect Cost Assessment

FY 2022-23 Long Bill Line Item Location		
Division	Subdivision	Line Item
(2) Administration and Finance	(A) Administration	Personal Services
		Operating Expenses
		(B) Information Technology
	Microcomputer Lease Payments	
	County Financial Management System	
	Client Index Project	
	Health Information Management System	
	Payments to OIT	
	CORE Operations	
	(C) Operations	IT Systems Interoperability
		Enterprise Content Management
		Vehicle Lease Payments
		Leased Space
		Capitol Complex Leased Space
		Annual Depreciation-Lease Equivalent Payments
		Utilities
	(D) Special Purpose	Buildings and Grounds Rental
		State Garage Fund
		Injury Prevention Program
		SNAP Quality Assurance
		Administrative Review Unit
(E) Indirect Cost Assessment	Health Insurance Portability and Accountability Act of 1996 - Security Remediation	
	Indirect Cost Assessment	

### (3) OFFICE OF CHILDREN, YOUTH AND FAMILIES

The greyed line item is a new administration line item, the appropriations for which were proportionally allocated from various lines within the new division. The line items following line items were combined:

- The Personal Services and Operating Expenses line items in (11) Division of Youth Services, (A) Administration to the Program Administration line item in (3) OCYF, (C) Division of Youth Services, (1) Administration;



- The Personal Services and Operating Expenses line items in (11) Division of Youth Services, (B) Institutional Programs to the Program Administration line item in (3) OCYF, (C) Division of Youth Services, (2) Institutional Programs;
- The Personal Services and Operating Expenses line items in (11) Division of Youth Services, (C) Community Programs to the Program Administration line item in (3) OCYF, (C) Division of Youth Services, (3) Community Programs; and
- The various Indirect Cost Assessment line items into a single line item.

FY 2021-22 LONG BILL LINE ITEM LOCATION		
DIVISION	SUBDIVISION	LINE ITEM
(1) Executive Director's Office	(B) Special Purpose	Juvenile Parole Board
		Colorado Trails
		DYC Education Support
(5) Division of Child Welfare		Administration
		Continuous Quality Improvement
		Training
		Foster and Adoptive Parent Recruitment, Training, and Support
		Adoption and Relative Guardianship Assistance
		Child Welfare Services
		County Level Child Welfare Staffing
		Permanency Services
		Residential Placements for Children with Intellectual and Developmental Disabilities
		Child Welfare Prevention and Intervention Services
		Child Welfare Legal Representation
		Family and Children's Programs
		Performance-based Collaborative Management Incentives
		Collaborative Management Program Administration and Evaluation
		Independent Living Programs
		Federal Child Abuse Prevention and Treatment Act Grant
		Hotline for Child Abuse and Neglect
		Public Awareness Campaign for Child Welfare
		Interagency Prevention Programs Coordination
		Tony Gramscas Youth Services Program
		Appropriation to the Youth Mentoring Services Cash Fund
		Adoption Savings
		Indirect Cost Assessment
(7) Office of Self Sufficiency	(B) Colorado Works Program	Appropriations to the Colorado Domestic Abuse Program Fund
		Domestic Abuse Program
(11) Division of Youth Services	(A) Administration	Personal Services
		Operating Expenses
		Victim Assistance
	(B) Institutional Programs	Personal Services
		Operating Expenses
		Medical Services
		Educational Programs
		Prevention/Intervention Services
	(C) Community Programs	Personal Services
		Operating Expenses
		Purchase of Contract Placements
		Managed Care Project
		S.B. 91-94 Programs
		Parole Program Services
		Juvenile Sex Offender Staff Training
	(D) Indirect Cost Assessment	Indirect Cost Assessment

FY 2022-23 LONG BILL LINE ITEM LOCATION			
DIVISION	SUBDIVISION	SUBSUBDIVISION	LINE ITEM
(3) Office of Children, Youth and Families	(A) Administration		OCYF Administration Administration

FY 2022-23 LONG BILL LINE ITEM LOCATION			
DIVISION	SUBDIVISION	SUBSUBDIVISION	LINE ITEM
			Colorado Trails
			Continuous Quality Improvement Training
			Foster and Adoptive Parent Recruitment, Training, and Support
			Adoption and Relative Guardianship Assistance
			Child Welfare Services
			County Level Child Welfare Staffing
			Permanency Services
			Residential Placements for Children with Intellectual and Developmental Disabilities
			Child Welfare Prevention and Intervention Services
			Child Welfare Legal Representation
			Family and Children's Programs
			Performance-based Collaborative Management Incentives
			Collaborative Management Program Administration and Evaluation
			Independent Living Programs
			Federal Child Abuse Prevention and Treatment Act Grant
			Hotline for Child Abuse and Neglect
			Public Awareness Campaign for Child Welfare
			Interagency Prevention Programs Coordination
			Adoption Savings
		(1) Administration	Program Administration
			Victim Assistance
		(2) Institutional Programs	Program Administration
			Medical Services
			Educational Programs
			DYC Education Support
			Prevention/Intervention Services
		(3) Community Programs	Program Administration
			Purchase of Contract Placements
			Managed Care Project
			S.B. 91-94 Programs
			Parole Program Services
			Juvenile Sex Offender Staff Training
			Juvenile Parole Board
			Tony Grampsas Youth Services Program
			Appropriation to the Youth Mentoring Services Cash Fund
			Domestic Abuse Program
			Appropriations to the Colorado Domestic Abuse Program Fund
	(E) Indirect Cost Assessment		Indirect Cost Assessment

**(4) OFFICE OF ECONOMIC SECURITY**

The greyed line item is a new administration line item, the appropriations for which were proportionally allocated from various lines within the new division.

The following line items were renamed:

- (7) Office of Self Sufficiency, (B) Colorado Works Program, Administration to (4) Office of Economic Security, (C) Employment and Benefits Division, Administration; and
- (7) Office of Self Sufficiency, (B) Colorado Works Program, Child Support Services to (4) Office of Economic Security, (E) Child Support Services, Child Support Services.

FY 2021-22 LONG BILL LINE ITEM LOCATION			
DIVISION	SUBDIVISION	SUBSUBDIVISION	LINE ITEM
(1) Executive Director's Office	(B) Special Purpose		SNAP Quality Assurance

FY 2021-22 LONG BILL LINE ITEM LOCATION			
DIVISION	SUBDIVISION	SUBSUBDIVISION	LINE ITEM
(2) Office of Information Technology Services	(B) Colorado Benefits Management System	(1) Ongoing Expenses	CBMS Emergency Processing Unit
			Personal Services
		(2) Special Projects	Centrally Appropriated Items
Operating and Contract Expenses			
(4) County Administration			Health Care and Economic Security Staff Development Center
			County Administration
			County Tax Base Relief
			County Share of Offsetting Revenues
(7) Office of Self Sufficiency	(A) Administration		County Incentive Payments
			Personal Services
			Operating Expenses
			Administration
			County Block Grants
			County Training
	(B) Colorado Works Program		Works Program Evaluation
			Workforce Development Council
			Short-term Non-recurrent Benefits for Colorado Works Participants
			Transitional Jobs Programs
			Employment Opportunities With Wages Program
			Child Support Services Program
			Low Income Energy Assistance Program
			Supplemental Nutrition Assistance Program Administration
			Supplemental Nutrition Assistance Program State Staff Training
			Food Stamp Job Search Units - Program Costs
			Food Stamp Job Search Units - Supportive Services
	(C) Special Purpose Welfare Programs		Food Distribution Program
			Food Pantry Assistance Grant Program
			Income Tax Offset
			Electronic Benefits Transfer Service
			Refugee Assistance
			Systematic Alien Verification for Eligibility
			Colorado Diaper Distribution Program
	(D) Child Support Enforcement		Automated Child Support Enforcement System
			Child Support Enforcement
	(F) Indirect Cost Assessment		Indirect Cost Assessment
(10) Adult Assistance Programs	(A) Administration	Administration	
		Cash Assistance Programs	
		Refunds	
	(B) Old Age Pension Program	Burial Reimbursements	
		State Administration	
		County Administration	
		Administration - Home Care Allowance SEP Contract	
	(C) Other Grant Programs	Aid to the Needy Disabled Programs	
		Disability Benefits Application Assistance Program	
		Burial Reimbursements	
		Home Care Allowance	
		SSI Stabilization Fund Programs	

FY 2022-23 LONG BILL LINE ITEM LOCATION				
DIVISION	SUBDIVISION	SUBSUBDIVISION	LINE ITEM	
(4) Office of Economic Security	(A) Administration		OES Administration	
			Personal Services	
	(B) Colorado Benefits Management System		(1) Ongoing Expenses	Centrally Appropriated Items
				Operating and Contract Expenses
				CBMS Emergency Processing Unit
	(2) Special Projects		Health Care and Economic Security Staff Development Center	

FY 2022-23 LONG BILL LINE ITEM LOCATION			
DIVISION	SUBDIVISION	SUBSUBDIVISION	LINE ITEM
		(1) Administration	Program Administration
			County Block Grants
		(2) Colorado Works Program	County Training
			Works Program Evaluation
			Workforce Development Council
			Transitional Jobs Programs
			Child Support Services Program
			Food Stamp Job Search Units - Program Costs
		(3) Other Employment-focused Programs	Food Stamp Job Search Units - Supportive Services
			Food Pantry Assistance Grant Program
			Employment Opportunities With Wages Program
			Short-term Non-recurrent Benefits for Colorado Works Participants
	(C) Employment and Benefits Division		Refugee Assistance
			Cash Assistance Programs
			Refunds
			OAP Burial Reimbursements
			State Administration
			County Administration
		(4) Adult Financial Programs	Administration - Home Care Allowance SEP Contract
			Aid to the Needy Disabled Programs
			Disability Benefits Application Assistance Program
			Other Burial Reimbursements
			Home Care Allowance
			SSI Stabilization Fund Programs
			Program Administration
			Low Income Energy Assistance Program
			Supplemental Nutrition Assistance Program Administration
	(D) Food and Energy Assistance		Supplemental Nutrition Assistance Program State Staff Training
			Food Distribution Program
			Income Tax Offset
			Electronic Benefits Transfer Service
			Systematic Alien Verification for Eligibility
			Colorado Diaper Distribution Program
	(E) Child Support Services		Child Support Services
			Automated Child Support Enforcement System
			County Administration
	(F) County Administration		County Tax Base Relief
			County Share of Offsetting Revenues
			County Incentive Payments
	(G) Indirect Cost Assessment		Indirect Cost Assessment

(5) BEHAVIORAL HEALTH ADMINISTRATION

The following line items were combined: the (8) Office of Behavioral Health, (A) Community Behavioral Health Administration, Personal Services and Operating line items to (5) Behavioral Health Administration, (B) Community Behavioral Health Administration, Program Administration.

FY 2021-22 LONG BILL LINE ITEM LOCATION		
DIVISION	SUBDIVISION	LINE ITEM
	(A) Information Technology	Behavioral Health Capacity Tracking System
	(A) Community Behavioral Health Administration	Personal Services
		Operating Expenses
		Mental Health Community Programs
		ACT Programs and Other Alternatives to the MHIs
	(B) Community-based Mental Health Services	Mental Health Services for Juvenile and Adult Offenders
		Children and Youth Mental Health Treatment Act
		Family First Prevention Services Act

FY 2021-22 LONG BILL LINE ITEM LOCATION		
DIVISION	SUBDIVISION	LINE ITEM
		Behavioral Health Vouchers
		Treatment and Detoxification Programs
		Increasing Access to Effective Substance Use Disorder Services
		Prevention Contracts
	(C) Substance Use Treatment and Prevention Services	Community Prevention and Treatment Programs
		Housing Assistance for Individuals with a Substance use Disorder
		Offender Services
		Recovery Residence Certification Program
		High Risk Pregnant Women Program
		Crisis Response System - Walk-in, Stabilization, Mobile, Residential, and Respite Services
		Behavioral Health Crisis Response System Secure Transportation Pilot Programs
		Crisis Response System - Telephone Hotline
		Crisis Response System - Marketing
		Community Transition Services
		Criminal Justice Diversion Programs
	(D) Integrated Behavioral Health Services	Jail-based Behavioral Health Services
		Circle Program and Other Rural Treatment Programs for People with Co-occurring Disorders
		Recovery Support Services Grant program
		Pilot Program for Residential Placement of Children and Youth with High Acuity Physical, Mental Health, or Behavioral Health Needs
		988 Crisis Hotline
		SB 137 Federal Stimulus Funds
		Medication Consistency and Health Information Exchange

FY 2022-23 Long Bill Line Item Location		
Division	Subdivision	Line Item
	(A) Community Behavioral Health Administration	Program Administration
		Behavioral Health Capacity Tracking System
		Mental Health Community Programs
		ACT Programs and Other Alternatives to the MHIs
	(B) Community-based Mental Health Services	Mental Health Services for Juvenile and Adult Offenders
		Children and Youth Mental Health Treatment Act
		Family First Prevention Services Act
		Behavioral Health Vouchers
		Veteran Suicide Prevention Pilot Program
		Treatment and Detoxification Programs
		Increasing Access to Effective Substance Use Disorder Services
		Prevention Contracts
	(C) Substance Use Treatment and Prevention Services	Community Prevention and Treatment Programs
		Housing Assistance for Individuals with a Substance use Disorder
		Offender Services
		Recovery Residence Certification Program
		High Risk Pregnant Women Program
		Crisis Response System - Walk-in, Stabilization, Mobile, Residential, and Respite Services
		Behavioral Health Crisis Response System Secure Transportation Pilot Programs
		Crisis Response System - Telephone Hotline
		Crisis Response System - Marketing
		Community Transition Services
		Criminal Justice Diversion Programs
	(D) Integrated Behavioral Health Services	Jail-based Behavioral Health Services
		Circle Program and Other Rural Treatment Programs for People with Co-occurring Disorders
		Recovery Support Services Grant program
		Pilot Program for Residential Placement of Children and Youth with High Acuity Physical, Mental Health, or Behavioral Health Needs
		988 Crisis Hotline
		SB 137 Federal Stimulus Funds
		Medication Consistency and Health Information Exchange
(5) Behavioral Health Administration	(E) Indirect Cost Assessment	Indirect Cost Assessment

(6) OFFICE OF BEHAVIORAL HEALTH

The greyed line item is a new administration line item, the appropriations for which were proportionally allocated from various lines within the new division.

FY 2021-22 LONG BILL LINE ITEM LOCATION		
DIVISION	SUBDIVISION	LINE ITEM
(A) Information Technology	(1) Mental Health Institute - Ft. Logan	Electronic Health Record and Pharmacy System
		Personal Services
		Contract Medical Services
		Operating Expenses
		Capital Outlay
		Pharmaceuticals
		Personal Services
		Contract Medical Services
		Operating Expenses
		Capital Outlay
(E) Mental Health Institutes	(2) Mental Health Institute - Pueblo	Pharmaceuticals
		Educational Programs
		Forensic Services Administration
		Forensic Support Team
		Court Services
		Forensic Community-based Services
		Jail-based Competency Restoration Program
		Purchased Psychiatric Bed Capacity
		Outpatient Competency Restoration Program
		Consent Decree Fines and Costs
(F) Indirect Cost Assessment	(4) Consent Decree Fines and Costs	Consent Decree Fines and Costs
		Indirect Cost Assessment

FY 2022-23 LONG BILL LINE ITEM LOCATION		
DIVISION	SUBDIVISION	LINE ITEM
(6) Office of Behavioral Health	(A) Administration	OBH Administration
		Electronic Health Record and Pharmacy System
	(B) Mental Health Institute - Ft. Logan	Personal Services
		Contract Medical Services
		Operating Expenses
		Capital Outlay
		Pharmaceuticals
	(C) Mental Health Institute - Pueblo	Personal Services
		Contract Medical Services
		Operating Expenses
		Capital Outlay
		Pharmaceuticals
		Educational Programs
		Forensic Services Administration
		Forensic Support Team
		Court Services
		Forensic Community-based Services
	(D) Forensic Services	Jail-based Competency Restoration Program
		Purchased Psychiatric Bed Capacity
		Outpatient Competency Restoration Program
(E) Consent Decree Fines and Costs	Consent Decree Fines and Costs	
	Indirect Cost Assessment	
(F) Indirect Cost Assessment	Consent Decree Fines and Costs	
	Indirect Cost Assessment	

(7) OFFICE OF ADULT, AGING AND DISABILITY SERVICES

The greyed line item is a new administration line item, the appropriations for which were proportionally allocated from various lines within the new division.

FY 2021-22 LONG BILL LINE ITEM LOCATION			
DIVISION	SUBDIVISION	SUBSUBDIVISION	LINE ITEM
(1) Executive Director's Office	(B) Special Purpose		HB 17-1284 Records and Reports of At-Risk Adult Abuse or Neglect
			Developmental Disabilities Council Colorado Commission for the Deaf, Hard of Hearing, and Deafblind
(2) Office of Information Technology Services	(A) Information Technology		National Aging Program Information System
			Adult Protective Services Data System
			Regional Centers Electronic Health Record System
(7) Office of Self Sufficiency	(E) Disability Determination Services		Program Costs
(9) Services for People with Disabilities	(A) Regional Centers for People with Developmental Disabilities	(1) Wheat Ridge Regional Center	Wheat Ridge Regional Center Intermediate Care Facility
			Wheat Ridge Regional Center Provider Fee
			Wheat Ridge Regional Center Depreciation
		(2) Grand Junction Regional Center	Grand Junction Regional Center Intermediate Care Facility
			Grand Junction Regional Center Provider Fee
			Grand Junction Regional Center Waiver Funding
		(3) Pueblo Regional Center	Grand Junction Regional Center Depreciation
			Pueblo Regional Center Waiver Funding
			Pueblo Regional Center Depreciation
	(B) Work Therapy Program		Program Costs
			Appropriation to the Colorado Brain Injury Trust Fund
	(C) Brain Injury Program		Colorado Brain Injury Trust Fund
			Administration
			Fitzsimmons Veterans Community Living Center
			Florence Veterans Community Living Center
		Homelake Veterans Community Living Center	
		Homelake Military Veterans Cemetery	
		Rifle Veterans Community Living Center	
		Walsenburg Veterans Community Living Center	
		Appropriation to the Central Fund pursuant to Section 26-12-108 (1) (a.5), C.R.S.	
		Indirect Cost Assessment	
(10) Adult Assistance Programs	(A) Administration		Administration
			Administration
			Colorado Commission on Aging
	(D) Community Services for the Elderly		Senior Community Services Employment
			Older Americans Act Programs
			National Family Caregiver Support Program
			State Ombudsman Program
			State Funding for Senior Services
			Area Agencies on Aging Administration
			Appropriation to the Area Agency on Aging Cash Fund
			Area Agency on Aging Grant Program
			Respite Services
			State Administration
	(E) Adult Protective Services		Adult Protective Services
			Adult Protective Services
(F) Indirect Cost Assessment		Indirect Cost Assessment	

FY 2022-23 LONG BILL LINE ITEM LOCATION			
DIVISION	SUBDIVISION	SUBSUBDIVISION	LINE ITEM
(7) Office of Adult, Aging and Disability Services	(A) Administration		OAADS Administration
			Developmental Disabilities Council
	(B) Programs and Commissions for Persons with Disabilities		Colorado Commission for the Deaf, Hard of Hearing, and Deafblind
			Brain Injury Program - Appropriation to the Colorado Brain Injury Trust Fund
			Colorado Brain Injury Trust Fund
			Colorado Brain Injury Trust Fund

FY 2022-23 LONG BILL LINE ITEM LOCATION			
DIVISION	SUBDIVISION	SUBSUBDIVISION	LINE ITEM
		(1) Administration	Regional Centers Electronic Health Record System
		(2) Wheat Ridge Regional Center	Wheat Ridge Regional Center Intermediate Care Facility Wheat Ridge Regional Center Provider Fee Wheat Ridge Regional Center Depreciation
	(C) Regional Centers for People with Developmental Disabilities	(3) Grand Junction Regional Center	Grand Junction Regional Center Intermediate Care Facility Grand Junction Regional Center Provider Fee Grand Junction Regional Center Waiver Funding Grand Junction Regional Center Depreciation
		(4) Pueblo Regional Center	Pueblo Regional Center Waiver Funding Pueblo Regional Center Depreciation
		(5) Work Therapy Program	Program Costs
	(D) Veterans Community Living Centers		Program Administration Fitzsimmons Veterans Community Living Center Florence Veterans Community Living Center Homelake Veterans Community Living Center Homelake Military Veterans Cemetery Rifle Veterans Community Living Center Walsenburg Veterans Community Living Center Appropriation to the Central Fund pursuant to Section 26-12-108 (1) (a.5), C.R.S.
	(E) Disability Determination Services		Program Costs State Administration
		(1) Adult Protective Services	Adult Protective Services Adult Protective Services Data System HB 17-1284 Records and Reports of At-Risk Adult Abuse or Neglect
	(F) Aging Programs		Program Administration Senior Community Services Employment Older Americans Act Programs National Family Caregiver Support Program State Ombudsman Program
		(2) Community Services for the Elderly	State Funding for Senior Services Area Agencies on Aging Administration Appropriation to the Area Agency on Aging Cash Fund Area Agency on Aging Grant Program
	(G) Indirect Cost Assessment		Respite Services Indirect Cost Assessment

**(8) OFFICE OF EARLY CHILDHOOD**

House Bill 21-1304 (Early Childhood System) creates the Department of Early Childhood, to which the Office of Early Childhood will be transferred.

FY 2021-22 LONG BILL LINE ITEM LOCATION		
DIVISION	SUBDIVISION	LINE ITEM
(1) Executive Director's Office	(B) Special Purpose	Records and Reports of Child Abuse or Neglect
(2) Office of Information Technology Services	(A) Information Technology	Child Care Automated Tracking System
		Early Childhood Councils
		Child Care Licensing and Administration
		Fine Assessed Against Licenses
(6) Office of Early Childhood	(A) Division of Early Care and Learning	Child Care Assistance Program
		Intrastate CCCAP Redistribution
		Colorado Child Care Assistance Program Market Rate Study
		Child Care Grants for Quality and Availability and Federal Targeted Funds Requirements



FY 2021-22 LONG BILL LINE ITEM LOCATION		
DIVISION	SUBDIVISION	LINE ITEM
		School-readiness Quality Improvement Program
		Child Care Sustainability Grant Program
		Community Innovation and Resilience for Care and Learning Equity Grant Program
		Early Care and Education Recruitment and Retention Grant and Scholarship Program
		Child Care Teacher Salary Grant Program
		Child Care Services and Substance Use Disorder Treatment Pilot Program
		Continuation of Child Care Quality Initiatives
		Child Care Assistance Program Support
		Promoting Safe and Stable Families
		Early Childhood Mental Health Services
		Early Intervention Services
		Early Intervention Evaluations
		Colorado Children's Trust Fund
		Nurse Home Visitor Program
		Family Support Services
		Community Child Abuse Prevention Services
		Home Visiting for School Readiness
		Incredible Years Program
	(B) Division of Community and Family Support	
	(C) Indirect Cost Assessment	Indirect Cost Assessment

FY 2022-23 LONG BILL LINE ITEM LOCATION		
DIVISION	SUBDIVISION	LINE ITEM
		Early Childhood Councils
		Child Care Licensing and Administration
		Fine Assessed Against Licenses
		Child Care Assistance Program
		Intrastate CCCAP Redistribution
		Colorado Child Care Assistance Program Market Rate Study
		Child Care Grants for Quality and Availability and Federal Targeted Funds Requirements
		School-readiness Quality Improvement Program
		Child Care Sustainability Grant Program
		Community Innovation and Resilience for Care and Learning Equity Grant Program
		Early Care and Education Recruitment and Retention Grant and Scholarship Program
		Child Care Teacher Salary Grant Program
		Child Care Services and Substance Use Disorder Treatment Pilot Program
		Continuation of Child Care Quality Initiatives
		Child Care Assistance Program Support
		Child Care Automated Tracking System
		Records and Reports of Child Abuse or Neglect
		Promoting Safe and Stable Families
		Early Childhood Mental Health Services
		Early Intervention Services
		Early Intervention Evaluations
		Colorado Children's Trust Fund
		Nurse Home Visitor Program
		Family Support Services
		Community Child Abuse Prevention Services
		Home Visiting for School Readiness
		Incredible Years Program
	(A) Division of Early Care and Learning	
	(B) Division of Community and Family Support	
	(C) Indirect Cost Assessment	Indirect Cost Assessment
(8) Office of Early Childhood		